

COMGEST ATTRIBUTES

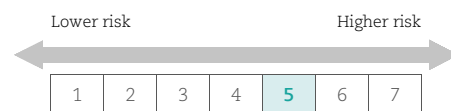
- Quality Growth philosophy
- Focus on long-term EPS growth
- Team-based approach
- Broad partnership structure

INVESTMENT POLICY

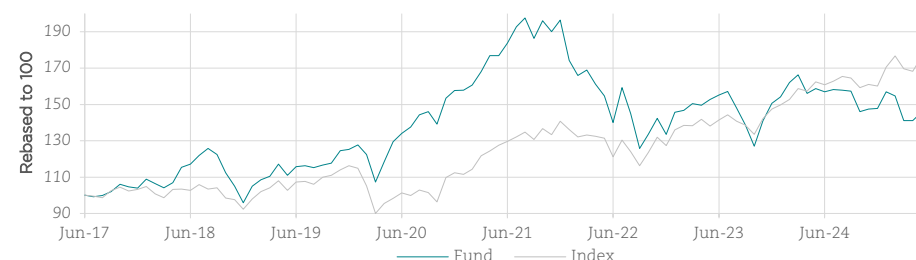
The objective of the Sub-Fund ("the Fund") is to increase the value of the Fund (capital appreciation) over the long term. The Fund intends to achieve this objective through investment in a portfolio of "Opportunities" companies, headquartered or carrying out their predominant activity in Europe, which seek to deliver above-average quality earnings growth and are attractively valued. Such companies may have shorter track records and earnings than more established growth companies and may have a higher risk profile.

The Fund is actively managed. The index is provided for comparative purposes only.

The Fund is aimed at investors with a long-term investment horizon (typically 5 years or more).

RISK PROFILE

The indicator represents the risk profile presented in the PRIIPs Key Information Document. The indicator assumes you keep the product for 5 years otherwise the actual risk can vary significantly.

CUMULATIVE PAST PERFORMANCE (REBASED TO 100)**ROLLING PERFORMANCE (%)**

	Annualised							Since Incep.
	1 Month	QTD	YTD	1 Year	3 Years	5 Years	10 Years	
Fund	3.3	3.4	-1.4	-8.2	-2.0	2.4	--	4.9
Index	4.7	3.8	10.0	8.4	10.3	12.4	--	7.5
Fund Volatility	--	--	--	18.3	20.3	19.4	--	20.1
Index Volatility	--	--	--	14.9	13.9	14.7	--	16.2

CALENDAR YEAR PAST PERFORMANCE (%)

	2018	2019	2020	2021	2022	2023	2024
Fund	-7.7	30.6	25.9	24.6	-32.0	12.9	-1.9
Index	-10.6	26.0	-3.3	25.1	-9.5	15.8	8.6

ANNUAL PERFORMANCE (%) AS AT QUARTER END

	1Q18	1Q19	1Q20	1Q21	1Q22	1Q23	1Q24	1Q25
Fund	6.1	-2.8	56.6	0.5	-10.9	10.5	-15.2	
Index	5.5	-13.5	35.3	9.3	3.8	14.8	6.8	

Performance data expressed in EUR. Returns may increase or decrease as a result of exchange rate fluctuations. Index: MSCI Europe - Net Return. The index is used for comparative purposes only and the Fund does not seek to replicate the index.


Past performance does not predict future returns.

Performance figures are calculated net of investment management fees, administrative fees and all other fees with the exception of sales charges. If taken into account, sales charges would have a negative impact on performance.

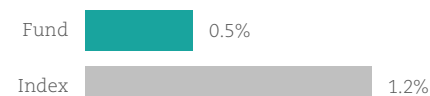
The cumulative graph and "Since Inception" data may refer to the last relaunch date of the share class which may differ from its actual inception date. Calendar year past performance is only shown for years for which a full calendar year of past performance is available.

SFDR CLASSIFICATION: Article 8

The Fund promotes environmental and/or social characteristics.

CARBON FOOTPRINT¹

Source: MSCI as at 31/03/2025, tCO₂e per EUR m invested.

ENVIRONMENTAL FOOTPRINT¹

Source: Trucost as at 31/03/2025, estimation of the environmental costs per EUR m invested.

31 May 2025

FUND COMMENTARY

At Comgest, we invest with a long-term quality growth mindset, typically over a five-year horizon. In this context, a one-month period offers limited insight into the fundamentals of our portfolios. To better align with our long-term investment approach and ensure we provide the most meaningful and relevant information, we will now focus our commentary within our quarterly factsheets. Our quarterly updates will continue to offer in-depth insights that more accurately reflect our investment horizon and philosophy. For additional fund information, please visit comgest.com or contact your usual Comgest representative.

PORTFOLIO CHARACTERISTICS

Total Net Assets (all classes, m)	€460.9
Number of holdings	33
Average weighted market cap (bn)	€67.0
Weight of top 10 stocks	47.0%
Active share	85.1%

Holdings exclude cash and cash equivalents

SECTOR BREAKDOWN (%)

	Fund	Index
Health Care	29.0	13.8
Information Technology	24.5	7.3
Financials	15.4	22.7
Industrials	9.1	18.5
Communication Services	5.9	4.3
Materials	5.8	5.6
Consumer Staples	5.7	10.2
Consumer Discretionary	2.8	8.5
[Cash]	1.7	--
Utilities	--	4.3
Energy	--	4.1
Real Estate	--	0.8

Source: Comgest / GICS sector classification

TOP 5 HOLDINGS (%)

	Fund
London Stock Exchange Group	6.6
Adyen	5.5
AstraZeneca	4.9
Scout24	4.8
ASML Holding	4.7

Above holdings are provided for information only, are subject to change and are not a recommendation to buy or sell

TOP 10 COUNTRY WEIGHTS (%)

	Fund	Index
Switzerland	19.0	14.6
United Kingdom	18.8	22.4
Netherlands	14.6	6.9
France	14.1	16.8
Germany	11.4	15.6
Ireland	6.0	0.5
Denmark	4.4	3.5
Italy	3.6	4.7
Norway	3.0	0.9
Israel	2.2	--
[Cash]	1.7	--

Source: Comgest / MSCI country classification

RISKS

This Fund has the following core inherent risks (non-exhaustive list):

- Investing involves risk including possible loss of principal.
- The value of all investments and the income derived therefrom can decrease as well as increase.
- There is no assurance that the investment objective of the Fund will be achieved.
- To the extent that the Fund is invested in or denominated in a currency other than yours, the cost and return in your currency may increase or decrease due to exchange rate fluctuations.
- A more detailed description of the risk factors that apply to the Fund is set out in the Prospectus.

FUND DETAILS

ISIN: IE00BZ0X9T58

Bloomberg: CGEOZEA ID

Domicile: Ireland

Dividend Policy: Accumulation

Fund Base Currency: EUR

Share Class Currency: EUR

Share Class Inception Date: 21/07/2017

Index (used for comparative purposes only):

MSCI Europe - Net Return

Ongoing Charges: 1.14% p.a. of the NAV

Investment Manager's Fees (part of ongoing charges): 1.05% p.a. of the NAV

Performance Fee: None

Maximum Sales Charge: 2.00%

Exit Charge: None

Minimum Initial Investment: EUR 10

Minimum Holding: None

Contact for Subscriptions and Redemptions:

CACEIS Ireland Limited
 Dublin_TA_Customer_Support@caceis.com
 Tel: +353 1 440 6555 / Fax: +353 1 613 0401

Dealing Frequency: Any business day (D) when banks in Dublin are open for business

Cut Off: 11:00 am Irish time on day D

An earlier deadline for receipt of application or redemption requests may apply if your request is sent through a third party. Please enquire with your local representative, distributor or other third party

NAV: Calculated using closing prices of D

NAV Known: D+1

Settlement: D+2

Legal Structure: Comgest Growth Europe Opportunities, a sub-fund of Comgest Growth plc (an open-ended investment company with variable capital authorised by the Central Bank of Ireland), is an Undertaking for Collective Investment in Transferable Securities (UCITS)

Management Company: None as Comgest Growth plc is self-managed

Investment Team: Team-based approach. For further details, please refer to our [website](https://comgest.com)

Investment Manager: Comgest Asset Management International Limited (CAMIL) Regulated by the Central Bank of Ireland and registered as an investment adviser with the U.S. Securities and Exchange Commission
 SEC registration does not imply a certain level of skill or training

Sub-Investment Manager: Comgest S.A. (CSA) Regulated by the Autorité des Marchés Financiers - GP 90023

Please see important information on following pages.

Issued by Comgest Asset Management International Limited, 46 St. Stephen's Green, Dublin 2, Ireland - info@comgest.com

Source: CAMIL / FactSet financial data and analytics, unless otherwise stated. All information and performance data is as at 31/05/2025, unless otherwise indicated, and is unaudited.

comgest.com

Page 2 of 3

31 May 2025
IMPORTANT INFORMATION

This is a marketing communication. Please refer to the fund prospectus and to the PRIIPS KID before making any final investment decisions. UK investors should refer to the UCITS KIID. Tax applicable to an investment depends on individual circumstances. Depending on where you live, the Fund may not be available to you for subscription. In particular this Fund cannot be offered or sold publicly in the United States. Consult your financial or professional adviser for more information on investing and taxation.

The Prospectus, the PRIIPS KID, the UCITS KIID (UK investors), the latest annual and interim reports and any country specific addendums can be obtained free of charge from the Investment Manager (at www.comgest.com) or the Administrator and from local representatives/paying agents listed below. For a full list of the local representatives/paying agents please contact Comgest at info@camil.com. Prospectus may be available in English, French or German and the PRIIPS KIDs in a language approved by the EU/EEA country of distribution.

- Sweden: SEB Merchant Banking, Custody Services, Global Funds, RB6, Rissneleden 110, SE-106 40 Stockholm.
- Spain: Allfunds Bank S.A., c/Estafeta no. 6 (La Moraleja), Complejo Plaza de la Fuente, Edificio 3, 28109, Alcobendas, Madrid, Spain. The CNMV registration number of Comgest Growth plc is 1294.
- Switzerland: BNP Paribas, Paris, Zurich Branch, Selnaustrasse 16, 8002 Zürich.

Further information or reporting may be available from the Investment Manager upon request.

Complaints handling policies are available on our website at www.comgest.com in the regulatory information section. Comgest Growth Plc may decide to terminate at any time the arrangements made for the marketing of its UCITS.

Carbon Footprint: estimates the apportioned Scope 1 and 2 greenhouse gases emissions of the portfolio holdings.

Environmental Footprint: estimates the apportioned ratio of annual costs linked to greenhouse gases, water abstraction, waste generation, air, land & water pollutants, and natural resource use associated with the portfolio holdings per EUR m invested.

Environmental Footprint Source: S&P Trucost Limited © Trucost 2025. All rights in the Trucost data and reports vest in Trucost and/or its licensors. Neither Trucost, nor its affiliates, nor its licensors accept any liability for any errors, omissions or interruptions in the Trucost data and/or reports. No further distribution of the Data and/or Reports is permitted without Trucost's express written consent.

Index Source: MSCI. This report contains information (the "Information") sourced from MSCI Inc., its affiliates or information providers (the "MSCI Parties") and may have been used to calculate scores, ratings or other indicators. The Information is for internal use only, and may not be reproduced/redisseminated in any form, or used as a basis for or a component of any financial instruments or products or indices. The MSCI Parties do not warrant or guarantee the originality, accuracy and/or completeness of any data or Information herein and expressly disclaim all express or implied warranties, including of merchantability and fitness for a particular purpose. The Information is not intended to constitute investment advice or a recommendation to make (or refrain from making) any investment decision and may not be relied on as such, nor should it be taken as an indication or guarantee of any future performance, analysis, forecast or prediction. None of the MSCI Parties shall have any liability for any errors or omissions in connection with any data or Information herein, or any liability for any direct, indirect, special, punitive, consequential or any other damages (including lost profits) even if notified of the possibility of such damages.

For more detailed information on ESG integration please consult our website: www.comgest.com/en/sustainability/esg