



# Invesco UK Equity Fund

E (EUR)-Acc Shares

31 May 2025

This marketing communication is for Professional investors in Continental European countries as defined in the important information section, Cyprus and Dubai. Investors should read the legal documents prior to investing. This document may also be used by financial intermediaries in the United States as defined in the important information section.

## Summary of fund objective

The objective of this Fund is to achieve capital growth by investing in securities of UK companies. For the full objectives and investment policy please consult the current prospectus.

## Key facts



Martin Walker  
Managed fund since  
June 2008



Bethany Shard  
Managed fund since  
March 2023

### Share class launch

08 October 2018

### Original fund launch <sup>1</sup>

24 October 1987

### Legal status

Luxembourg SICAV with UCITS status

### Share class currency

EUR

### Share class type

Accumulation

### Fund size

GBP 117.01 mn

### Reference Benchmark <sup>2</sup>

FTSE All-Share Index-GR (GBP)

### Bloomberg code

IUKEIEE LX

### ISIN code

LU1775980201

### Settlement date

Trade Date + 3 Days

### Morningstar Rating™

★ ★ ★

### Risk Indicator <sup>3</sup>

Lower risk

Higher risk

1	2	3	4	5	6	7
---	---	---	---	---	---	---

## Investment risks

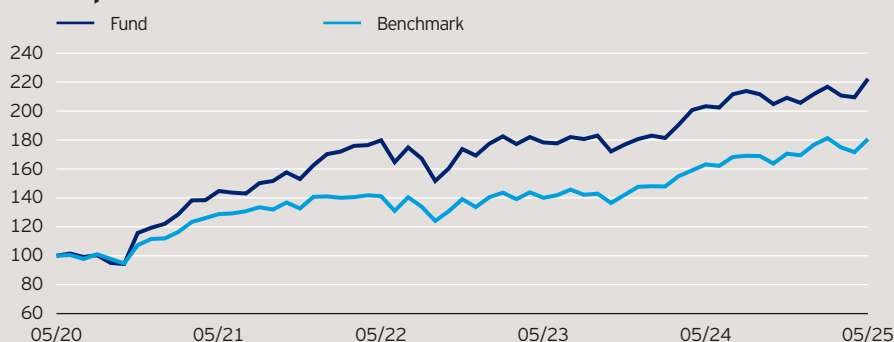
For complete information on risks, refer to the legal documents. The value of investments and any income will fluctuate (this may partly be the result of exchange rate fluctuations) and investors may not get back the full amount invested.

## Fund Strategy

The fund manager focuses on valuation at the point of purchase and believes that many of the best ideas are non-consensus. The fund manager deploys a bottom-up, valuation-driven approach to stock selection, using the assessment of a company and its valuation as the key driver in his decision-making process. The fund manager believes that the UK equity market is undervalued versus its own history, but as ever, uncertainty abounds both at home and abroad.

**Past performance does not predict future returns.** The performance period shown here starts on the last day of the first indicated month and ends on the last day of the last indicated month.

### Indexed performance\*



### Cumulative performance\*

in %	YTD	YTD	1 month	1 year	3 years	5 years
Fund	8.07	2.47	6.09	9.32	23.64	122.30
Benchmark	6.63	3.25	5.28	10.76	28.02	80.66

### Calendar year performance\*

in %	2020	2021	2022	2023	2024
Fund	-18.32	36.24	4.12	6.73	13.85
Benchmark	-14.63	26.14	-5.05	10.49	14.72

### Standardised rolling 12 month performance\*

in %	05.15 05.16	05.16 05.17	05.17 05.18	05.18 05.19	05.19 05.20	05.20 05.21	05.21 05.22	05.22 05.23	05.23 05.24	05.24 05.25
Fund	-18.62	6.61	1.76	-15.32	-21.50	44.73	24.23	-0.83	14.04	9.32
Benchmark	-11.99	9.34	5.78	-3.92	-12.71	28.81	9.56	-0.75	16.46	10.76

The performance data shown does not take account of the commissions and costs incurred on the issue and redemption of units. Returns may increase or decrease as a result of currency fluctuations. The investment concerns the acquisition of units in an actively managed fund and not in a given underlying asset.

\*Source: © 2025 Morningstar. Indexed performance: Performance of an investment of 100 in share class currency. Gross income re-invested to 31 May 2025 unless otherwise stated. All performance data on this factsheet is in the currency of the share class. Reference Benchmark Source: RIMES. The benchmark index is shown for performance comparison purposes only. The Fund does not track the index. -1/4-

# Invesco UK Equity Fund

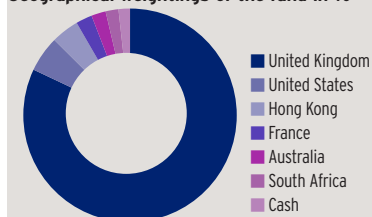
## E (EUR)-Acc Shares

31 May 2025

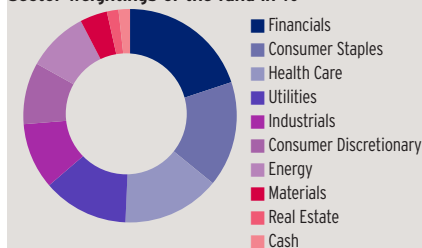
### Top 10 holdings\*

Holding	Sector	(total holdings: 40)
Shell	Energy	5.8
AstraZeneca	Health Care	5.5
Lloyds Banking	Financials	4.5
Unilever	Consumer Staples	4.3
Prudential	Financials	4.2
National Grid	Utilities	3.9
SSE	Utilities	3.6
NatWest	Financials	3.5
Barclays	Financials	3.5
Sanofi	Health Care	2.8

### Geographical weightings of the fund in %\*



### Sector weightings of the fund in %\*



### Geographical weightings\*

	in %
United Kingdom	82.0
United States	5.4
Hong Kong	4.2
France	2.5
Australia	2.2
South Africa	2.0
Cash	1.7

### Sector weightings\*

	in %
Financials	19.9
Consumer Staples	16.0
Health Care	14.8
Utilities	13.0
Industrials	10.0
Consumer Discretionary	9.4
Energy	9.3
Materials	4.1
Real Estate	1.8
Cash	1.7

### Financial characteristics\*

Average weighted market capitalisation	EUR 52.22 bn
Median market capitalisation	EUR 9.72 bn

### NAV and fees

#### Current NAV

EUR 17.94

#### 12 month price high

EUR 17.96 (27/05/2025)

#### 12 month price low

EUR 15.18 (09/04/2025)

#### Minimum investment <sup>4</sup>

EUR 500

#### Entry charge

Up to 3.00%

#### Annual management fee

1.8%

#### Ongoing costs <sup>5</sup>

2.31%

### 3 year characteristics\*\*

Alpha	-1.11
Beta	1.00
Correlation	0.94
Information ratio	-0.28
Sharpe ratio	0.18
Tracking error in %	4.11
Volatility in %	14.01

For detailed information about the 3 year characteristics please see <http://assets.invescohub.com/invesco-eu/glossary.pdf>.

Source: \*Invesco. Costs may increase or decrease as result of currency and exchange rate fluctuations. Consult the legal documents for further information on costs. Portfolio weightings and allocations are subject to change. The weightings for each breakdown are rounded to the nearest tenth or hundredth of a percent; therefore, the aggregate weights for each breakdown may not equal 100%. \*\*Morningstar.

# Invesco UK Equity Fund

## E (EUR)-Acc Shares

31 May 2025

### Important Information

<sup>1</sup>The Original Fund Launch date indicates the launch date of the Irish domiciled fund, which was merged into this Luxembourg-domiciled fund on 5 October 2018. Performance shown up to 5 October 2018 relates to the performance of the Irish-domiciled fund.

<sup>2</sup>Previous Benchmark: Mstar GIF OS UK Large-Cap Blend Equity up to 29 February 2020.

<sup>3</sup>The Risk Indicator is subject to change and is correct based on the data available at the time of publication.

<sup>4</sup>The minimum investment amounts are: EUR 500 / USD 650 / GBP 400 / CHF 650 / SEK 4,500. Please contact us or refer to the most up to date Prospectus for details of minimum investment amounts in other currencies.

<sup>5</sup>The Ongoing costs represent management fee and operating fee of the Share class (including the operational expenses of the underlying funds). It excludes portfolio transaction costs. It is a percentage of the value of your investment per year. This is an estimate based on actual costs over the last year, or on expected costs if newly launched.

**This marketing communication is exclusively for use by Professional investors in Continental Europe, Cyprus and Dubai. This communication may also be used by financial intermediaries in the United States as defined below. It is not intended for and should not be distributed to the public. For the purpose of the distribution of this document, Continental Europe is defined as Switzerland, Spain, France, Italy, Luxembourg, Netherlands. By accepting this material, you consent to communicate with us in English, unless you inform us otherwise. Data as at 31 May 2025, unless otherwise stated.**

This is marketing material and not financial advice. It is not intended as a recommendation to buy or sell any particular asset class, security or strategy. Regulatory requirements that require impartiality of investment/investment strategy recommendations are therefore not applicable nor are any prohibitions to trade before publication. Views and opinions are based on current market conditions and are subject to change. Any scheme provided by the Cyprus regulatory system, for the protection of retail clients, does not apply to offshore investments. Compensation under any such scheme will not be available. The Invesco UK Equity Fund is subject to the provisions of the European Directive 2009/65/EC. For information on our funds and the relevant risks, refer to the Key Information Documents/Key Investor Information Documents (local languages) and Prospectus (English, French, German, Spanish, Italian), and the financial reports, available from [www.invesco.eu](http://www.invesco.eu). A summary of investor rights is available in English from [www.invescoassetmanagementcompany.lu](http://www.invescoassetmanagementcompany.lu). The management company may terminate marketing arrangements. Not all share classes of this fund may be available for public sale in all jurisdictions and not all share classes are the same nor do they necessarily suit every investor.

© 2025 Morningstar. All rights reserved. The information contained herein: (1) is proprietary to Morningstar and/or its content providers; (2) may not be copied or distributed; and (3) is not warranted to be accurate, complete or timely. Neither Morningstar nor its content providers are responsible for any damages or losses arising from any use of this information.

Issued by Invesco Management S.A., President Building, 37A Avenue JF Kennedy, L-1855 Luxembourg, regulated by the Commission de Surveillance du Secteur Financier, Luxembourg. **Switzerland:** Issued in Switzerland by Invesco Asset Management (Schweiz) AG, who act as representative for the funds distributed in Switzerland. Paying agent in Switzerland: BNP PARIBAS, Paris, Zurich Branch, Selnastrasse 16 8002 Zürich. The Prospectus, Key Information Document, and financial reports may be obtained free of charge from the Representative. The funds are domiciled in Luxembourg. **Dubai:** Issued for Professional Clients only by Invesco Asset Management Limited, Index Tower Level 6 - Unit 616, P.O. Box 506599, Al Mustaqbal Street, DIFC, Dubai, United Arab Emirates. Regulated by the Dubai Financial Services Authority. **Additional information for financial intermediaries in the United States:** This document is intended for distribution to US financial intermediaries for informational purposes and in relation to their activities with offshore clients only. The Funds are not registered under any US securities law, and may not be offered or sold directly or indirectly in the US, its territories or possessions, nor to any US persons, citizens or residents. The Fund must not be marketed on US soil. Issued in the US by Invesco Distributors, Inc., 11 Greenway Plaza, Suite 1000, Houston, Texas 77046, USA. Invesco Distributors, Inc. is the appointed US sub-distributor of the Invesco Funds SICAV. All entities are indirect, wholly owned subsidiaries of Invesco Ltd.

# Invesco UK Equity Fund

## E (EUR)-Acc Shares

31 May 2025

### SFDR (Sustainable Finance Disclosure Regulation)

The Fund complies with Article 8 with respect to the EU's Sustainable Finance Disclosure Regulation\*. As such, the fund promotes, among other characteristics, environmental or social characteristics or a combination of those characteristics. In addition, the companies in which the fund invests follow good governance practices. \*Regulation (EU) 2019/2088 on sustainability - related disclosures in the financial services sector.

### Exclusion Framework

The Fund embeds an exclusionary framework to specific activities based on UN Global Compact, severe governmental sanctions, revenue thresholds for certain activities linked to environmental and/or social criteria, as well as ensuring that companies follow good governance practices. The list of activities and their thresholds are listed below. For further details on the exclusion framework and characteristics applied by the fund please refer to the website of the manager <https://www.invescomanagementcompany.lu>:

<b>UN Global Compact</b>	- Non-Compliant
<b>Country sanctions</b>	- Sanctioned investments are prohibited*
<b>Controversial weapons</b>	- 0% of revenue including companies involved in the manufacture of nuclear warheads or whole nuclear missiles outside of the Non-Proliferation Treaty (NPT)
<b>Coal</b>	- Thermal Coal extraction: $\geq 5\%$ of revenue - Thermal Coal Power Generation: $\geq 10\%$ of revenue
<b>Unconventional oil &amp; gas</b>	- $\geq 5\%$ of revenue on each of the following: Arctic oil & gas exploration; Oil sands extraction; Shale energy extraction;
<b>Tobacco</b>	- Tobacco Products production: $\geq 5\%$ of revenue - Tobacco related products and services: $\geq 5\%$ of revenue
<b>Others</b>	- Recreational cannabis: $\geq 5\%$ of revenue
<b>Good governance</b>	- Ensure that companies follow good governance practices in the areas of sound management structures, employee relations, remuneration and tax compliance

\*At Invesco we continuously monitor any applicable sanctions, including those imposed by the UN/US/EU and UK. These sanctions may preclude investments in the securities of various governments/regimes/entities and as such will be included in our compliance guidelines and workflows (designed to ensure compliance with such sanctions). The wording of international sanctions is something that we pay particular attention to as there are occasions where sanctions can exist in limited form, for example allowing investments in the secondary market. In addition to sanctions targeting entire countries, there are other thematic regimes, which may focus for example on human rights, cyber attacks, terrorist financing and corruption, which may apply to both individuals and/or entities/corporations.

Any investment decision should take into account all the characteristics of the fund as described in the legal documents. For sustainability related aspects, please refer to: <https://www.invescomanagementcompany.lu/lux-manco/literature>.

### Invesco's Approach to ESG

Invesco has an investment-led ESG approach. We provide a comprehensive range of ESG-focused capabilities that enable clients to express their values through investing. Where appropriate, for certain funds, we also integrate financially material ESG considerations, taking into account critical factors that help us deliver strong outcomes to clients.