

This is a marketing communication. For Professional Clients only and, in Switzerland, for Qualified Investors only. BNY Mellon Investments Switzerland GmbH is a financial services provider in Switzerland and is required to categorise clients, excluding financial intermediaries, in accordance with the Financial Services Act (FinSA). For the purposes of this communication, we have categorized you as a professional client. Professional clients are entitled to provide notification in writing if they wish to be recategorised.

BNY Mellon Mobility Innovation Fund

INVESTMENT MANAGER



Newton Investment Management: Newton seeks to deliver strong outcomes to its clients by taking an active, multidimensional and engaged investment approach, applied across its active equity, income, absolute-return (including fixed-income), multi-asset and thematic strategies, and strategies with sustainability characteristics.

The Fund transitioned investment manager on the 1st September 2021. Prior to this date it was managed by Mellon Investments Corporation, LLC.

INVESTMENT OBJECTIVE

To achieve long-term capital growth by primarily gaining exposure to companies located worldwide that are focused on innovation in transportation and related technologies.

PERFORMANCE BENCHMARK

The Fund will measure its performance against the MSCI AC World NR Index (the "Benchmark").

The Fund is actively managed, which means the Investment Manager has absolute discretion to invest outside the Benchmark subject to the investment objective and policies disclosed in the Prospectus. While the Fund's holdings may include constituents of the Benchmark, the selection of investments and their weightings in the portfolio are not influenced by the Benchmark. The investment strategy does not restrict the extent to which the Investment Manager may deviate from the Benchmark.

GENERAL INFORMATION

Total net assets (million)	\$ 210.09
Performance Benchmark	MSCI AC World NR Index
Lipper sector	Lipper Global - Equity Global
Fund type	ICVC
Fund domicile	Ireland
Fund manager	Robert Zeuthen / Frank Goguen
Base currency	USD
Currencies available	EUR, USD, GBP, SGD, CHF, HKD
Fund launch	01 Aug 2018
Investment vehicle name	BNY Mellon Global Fund
SFDR Categorisation	Article 8

USD W (ACC.) SHARE CLASS DETAILS

Inception date	01 Aug 2018
Min. initial investment	\$ 15,000,000
Annual mgmt charge	0.70%
ISIN	IE00BZ1HLV20

Registered for sale in: AT, BE, CH, CL, CO, DE, DK, ES, FI, FR, GB, GG, IE, IT, JE, KR, LU, NL, NO, PE, PT, SE, SG, UY

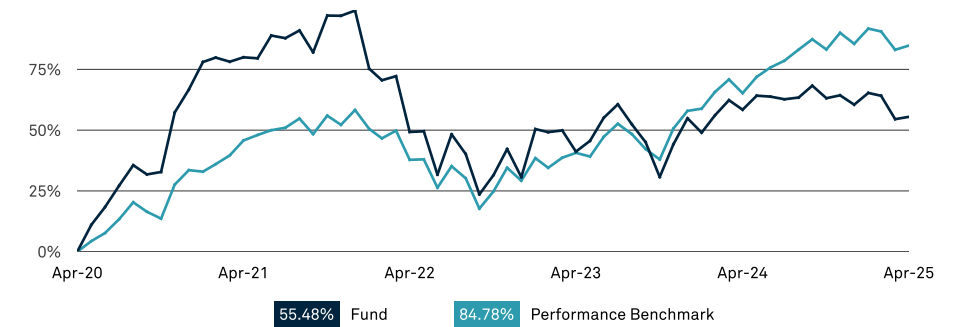
Investors should refer to the KIID/PRIIPs document for a summary of charges. The charges cover the costs of running the sub-fund, including the costs of marketing and selling. These charges reduce the potential growth of your investment.

Effective 11th October 2023, the fund benchmark was changed from MSCI AC World Mid Cap NR Index to MSCI AC World NR Index for all periods.

PERFORMANCE DISCLOSURE

Past performance is not a guide to future performance. The value of investments can fall. Investors may not get back the amount invested. Income from investments may vary and is not guaranteed. The return of your investment may increase or decrease as a result of currency fluctuations if your investment is made in a currency other than that used in the past performance calculation.

5 YEAR CUMULATIVE PERFORMANCE (%)



PERFORMANCE SUMMARY (%)

	1M	3M	YTD	1YR	Annualised				
					2YR	3YR	5YR		
USD W (Acc.)	0.62	-5.95	-3.12	-1.85	4.94	1.37	9.22		
Performance Benchmark	0.93	-3.64	-0.40	11.84	14.60	10.26	13.06		
EUR C (Acc.)	-3.98	-13.92	-11.47	-7.74	3.25	-1.23	8.27		
Performance Benchmark	-4.09	-11.88	-9.28	5.20	12.93	7.55	12.22		

	2015	2016	2017	2018	2019	2020	2021	2022	2023	2024
Fund	-	-	-	-	28.88	51.04	19.48	-34.39	18.51	3.62
Performance Benchmark	-2.36	7.86	23.97	-9.41	26.60	16.25	18.54	-18.36	22.20	17.49

ANNUAL PERFORMANCE TO LAST QUARTER END (%)

From	Mar 2020	Mar 2021	Mar 2022	Mar 2023	Mar 2024
To	Mar 2021	Mar 2022	Mar 2023	Mar 2024	Mar 2025
Fund	104.35	-3.34	-12.96	8.30	-4.80

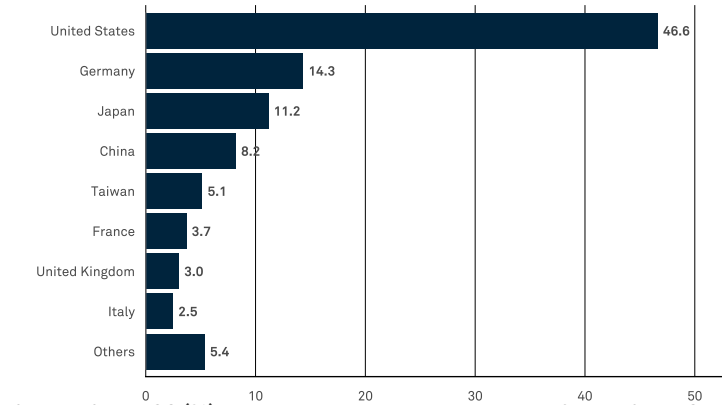
Source: Lipper. Fund performance of this share class is calculated as total return, based on net asset value, including charges, but excluding initial charge, income reinvested gross of tax, expressed in share class currency.

MORNINGSTAR ESG RISK RATINGS

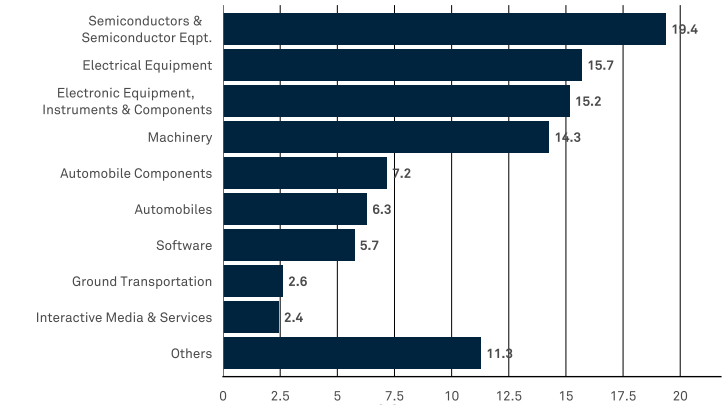


Out of 1315 Technology Sector Equity global category funds as of 28/02/2025. Based on 96.79 % of AUM. Data is based on long positions only. The Morningstar Sustainability Rating™ measures how well the issuing companies or countries of the investments within the Fund's portfolio are managing their financially material environmental, social and governance (ESG) risks relative to other funds within the same Morningstar Category. Ratings range from 1 globe (low) to 5 globes (high). Higher ratings indicate the Fund investments have lower ESG risk relative to peer funds. For full details of the rating methodology please refer to www.morningstar.com. © 2024 Morningstar. All rights reserved. The information contained herein: (1) is proprietary to Morningstar and/or its content providers; (2) may not be copied or distributed; and (3) is not warranted to be accurate, complete, or timely. Neither Morningstar nor its content providers are responsible for any damages or losses arising from any use of this information.

GEOGRAPHICAL ALLOCATION (%)



INDUSTRIAL ALLOCATION (%)



TOP 10 HOLDINGS (%)

	Fund
Infineon Technologies AG	5.0
ANSYS, Inc.	3.9
Amphenol Corporation Class A	3.7
TE Connectivity plc	3.1
Analog Devices, Inc.	3.0
Texas Instruments Incorporated	2.8
Taiwan Semiconductor Manufacturing Co., Ltd.	2.7
NVIDIA Corporation	2.7
East Japan Railway Company	2.6
Eaton Corp. Plc	2.6

DEALING

09:00 to 17:00 each business day
Valuation point: 22:00 Dublin time

FUND CHARACTERISTICS

	Fund	Perf. B'mark
Price to Earnings using FY2 Est	14.8	16.0
P/E using FY1 Est (Incl. Negative Values)	17.2	18.2
PEG using FY1 Est	2.0	4.0
Est 3-5 Yr EPS Growth	11.5	11.6
Market Capitalization (Billions)	156.0	539.4
Net Debt/EBITDA (exFinancials)	-0.1	1.6

FUND STATISTICS - 3 YEARS

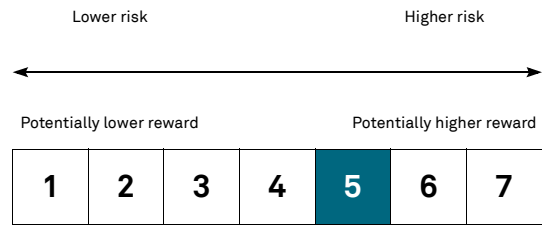
Jensen Alpha	-0.84
Beta	1.30
Correlation	0.91
Annualised Information Ratio	-0.82
Annualised Sharpe Ratio	-0.14
Annualised Tracking Error	10.27
R²	0.82
Annualised Standard Deviation	21.75
Maximum Drawdown	-18.61
VaR Normal 95%	-10.16

FUND RATINGS



Source & Copyright: Morningstar ratings © 2025 Morningstar. All Rights Reserved. Ratings are collected on the first business day of the month.
Source: BNY Mellon Investment Management EMEA Limited

SUMMARY RISK INDICATOR (SRI) - USD W (ACC.)



The Summary Risk Indicator is a number between 1 and 7 shown on all PRIIPs Key Information Documents (PRIIPs KID) to allow investors to compare funds' risk and reward profiles. 1 is the lowest and 7 is the highest.

The risk category was calculated using historical performance data (or indicative fund performance during periods of suspension) and may not be reliable indication of the fund's future risk profile. The fund's risk category is not guaranteed to remain fixed. Please see the PRIIPs KID for more information.

SHARE CLASS TABLE

	ISIN	Sedol	WKN	AMC		ISIN	Sedol	WKN	AMC
EUR C (Acc.)	IE00BZ199X65	BZ199X6	A2PWN1	0.90%					

HISTORIC YIELD (AS AT 31 MARCH 2025)

Share class	Yield
USD W (Acc.)	0.28%
EUR C (Acc.)	0.10%

Historic yield is derived from the total dividends paid by the fund over the last twelve months. Yields are shown on a net basis, do not include any initial charge, and investors may be subject to tax on distribution.

Ongoing costs are taken from the latest EMT file, ongoing charge is taken from the latest KID/KIID.

IMPORTANT INFORMATION

For Professional Clients and, in Switzerland, for Qualified Investors only. Investment Managers are appointed by BNY Mellon Investment Management EMEA Limited (BNYMIM EMEA), BNY Mellon Fund Managers Limited (BNYMFML), BNY Mellon Fund Management (Luxembourg) S.A. (BNY MFML) or affiliated fund operating companies to undertake portfolio management activities in relation to contracts for products and services entered into by clients with BNYMIM EMEA, BNY MFML or the BNY Mellon funds. Portfolio holdings are subject to change, for information only and are not investment recommendations. Calls may be recorded. For more information visit our Privacy Policy [www.bnymellonim.com](#). BNY, BNY Mellon and Bank of New York Mellon are the corporate brands of The Bank of New York Mellon Corporation and may be used to reference the corporation as a whole and/or its various subsidiaries generally.

The fund is a sub-fund of BNY Mellon Global Funds, plc, an open-ended investment company with variable capital (ICVC), with segregated liability between sub-funds. Incorporated with limited liability under the laws of Ireland and authorised by the Central Bank of Ireland as a UCITS Fund. The Management Company is BNY Mellon Fund Management (Luxembourg) S.A. (BNY MFML), regulated by the Commission de Surveillance du Secteur Financier (CSSF). Registered address: 2-4 Rue Eugène Ruppert L-2453 Luxembourg. Information on investor rights including the complaints handling policy and investor redress mechanisms is available at [www.bnymellonim.com](#). The Manager may terminate the arrangements made for the marketing of one or more sub-funds of BNYMGF in one or more EU Member States and shareholders will receive prior notification in this event. In **Austria**, the current Prospectus and the Key Investor Information Document are available free of charge from Raiffeisen Zentralbank Österreich Aktiengesellschaft, Am Stadtpark 9, A-1030 Vienna. In **Belgium**, the KIID, Prospectus, articles of association and latest annual report are freely available upon request to from the paying agent : JP Morgan Chase Bank, 1 Boulevard du Roi Albert II, B-1210 Bruxelles, Belgium. The Prospectus, KIIDs, articles of association, annual and half-yearly financial reports are available in French. In **France**, the KIID, Prospectus, articles and latest annual report are freely available upon request to the centralising agent: BNP Paribas Securities Services, 3 rue d'Antin, 75002 Paris, tél: 00 33 1 42 98 10 00. In **Germany**, the prospectus is available from BNY Mellon Fund Management (Luxembourg) S.A. (BNY MFML), German branch, MesseTurm Friedrich-Ebert-Anlage 49, 60308 Frankfurt am Main, Germany. In **Spain**, BNY Mellon Global Funds is registered with the CNMV, Registration No. 267. In **Switzerland**, the Company is established as an open-ended umbrella type investment company under Irish law and the Sub-funds are authorised by FINMA for distribution to non-qualified investors in or from Switzerland. The Swiss representative is Carnegie Fund Services S.A., 11, rue du Général-Dufour, 1204 Geneva. The Swiss paying agent is Banque Cantonale de Genève, 17, quai de l'Île, 1204 Geneva. Investors in Switzerland can obtain the documents of the Company, such as the Prospectus, the KIIDs, the Memorandum and Articles of Association, the semi-annual and annual reports, each in their latest version as approved by FINMA, in German, and further information free of charge from the Swiss representative. Issued in the **UK** by BNY Mellon Investment Management EMEA Limited, BNY Mellon Centre, 160 Queen Victoria Street, London EC4V 4LA. Registered in England No. 1118580. Authorised and regulated by the Financial Conduct Authority. Issued in **Europe** (ex-Switzerland) by BNY Mellon Fund Management (Luxembourg) S.A. (BNY MFML), a public limited company (société anonyme) incorporated and existing under Luxembourg law under registration number B28166 and having its registered address at 2-4 Rue Eugène Ruppert L-2453 Luxembourg. BNY MFML is regulated by the Commission de Surveillance du Secteur Financier (CSSF). Issued in **Switzerland** by BNY Mellon Investments Switzerland GmbH, Bärengasse 29, CH-8001 Zürich, Switzerland. BNYMIM EMEA is a wholly owned subsidiary of The Bank of New York Mellon Corporation.