



EDR SICAV - SHORT DURATION
CREDIT CR-EUR / CRD-EUR

EDR SICAV - SHORT DURATION CREDIT CR-EUR / CRD-EUR
SHORT-TERM CREDIT SICAV

(a) MORNINGSTAR RANKING TM ★★★★★

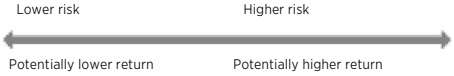
FUND SIZE : EUR 183.44 mil.

All investors

: AT BE CH DE ES FR LU

Restricted registration / Qualified investors

: IT



1	2	3	4	5	6	7
---	---	---	---	---	---	---

The risk indicator SRI rates this fund on a scale of 1 to 7. This indicator is used to assess the level of risk of this product in comparison to other funds and a category 1 rating does not mean that the investment is risk free. In addition, it indicates the likelihood that this product will incur losses in the event of market movements or our inability to pay you. This indicator assumes that you hold the product until the end of the recommended holding period of this fund. The actual risk may be very different if you choose to exit before the end of the recommended holding period of this Fund.

Fund characteristics

Legal status

SICAV launch date : 20/01/2020
AMF classification : Euro bond
Recommended investment period : 2 years
Fund domicile : France
Administrative Information

Management Company : Edmond de Rothschild Asset Management (France)
Valuation : Daily
Administration : CACEIS Fund Admin.
Decimalised : 3 decimals
Depositary : Edmond De Rothschild (France)
Initial minimum subscription : 1 Share
Subscription & Redemption conditions :
Daily before 12.30 pm C.E.T. on day's net asset value
Management Subscription/Redemption fees*

Actual management fees : 0,45%
Performance fees : yes
Maximum entry fees : 1%
Maximum exit fees : No
* Fees: Not all costs are disclosed, please to refer the KID/prospectus for further details.

Share characteristics

	Class CR	Class CRD
Net asset value (EUR) :	109.28	99.44
Class creation date :	20/01/2020	11/01/2024
ISIN code :	FR0013460987	FR0013461027
Bloomberg code :	EDSDCRE FP	EDSDCRD FP
Lipper code :	68591902	68592269
Telekurs code :	51759137	51759202
Distribution :	Accumulation	Distribution
Latest coupon :	-	-

Fund Managers

Alexis SEBAH,Miguel RAMINHOS

The portfolio managers presented in this document may not be the same over the entire life of the product.

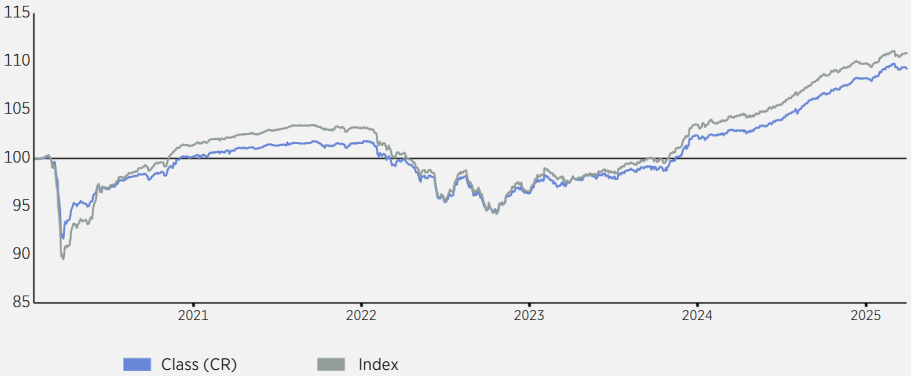
GENERAL INFORMATION

Investment objective

The Product aims to outperform its benchmark (net of fees) over the recommended investment period, by investing in the corporate bond markets. The benchmark comprises 50% of the ICE BofA 1-5 Year A-BBB Euro Corporate Index with coupons reinvested, and 50% of the ICE BofA BB-CCC 1-3 Year Euro Developed Markets High Yield Constrained Index with coupons reinvested. In order to achieve this objective, additional remuneration will be sought for the bond portfolio through active management of interest rate risk and credit risk. The Product is managed actively, which means that the Manager makes investment decisions in line with the Product's investment policy with a view to achieving the Product's objectives. This active-management process entails taking decisions regarding the selection of assets, regional allocations, sectoral views and overall market exposure. The Manager is in no way limited by the composition of the benchmark index in the positioning of the portfolio, and the Product may not hold all the components of the benchmark index or, even any of the components in question at all. The fund may diverge wholly or significantly from the benchmark index or, occasionally, very little.

PERFORMANCES


Performance (Basis 100 - Net of fees)



Benchmark (Index): 50% ICE BofA 1-5Y A-BBB Euro Corporate (TR) + 50% ICE BofA BB-CCC 1-3Y Euro DM HY Constrained (TR) (EUR)

Past performance and volatility are not indicative of future performance and volatility and are not constant over time. In particular, they may be independently affected by changes in exchange rates. The performance data does not take into account costs and fees incurred on the issue and redemption of units, but does include ongoing charges, intermediary fees and any performance fees charged.

Annual performances (Net of fees)



Rolling performance as of 31 March 2025 (Net of fees)

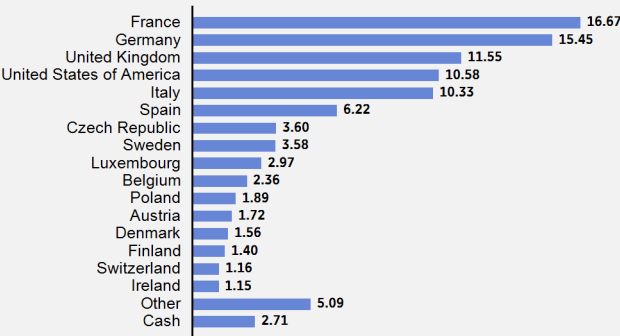
	Cumulative							Annualised
	1 month	YTD	1 year	3 years	5 years	10 years	Since inception	Since inception
Class (CR)	-0.44	0.90	6.18	9.40	16.79	-	9.28	1.72
Index	-0.22	0.95	6.15	10.30	21.83	-	10.87	2.00

Actuarial data (weighted averages)

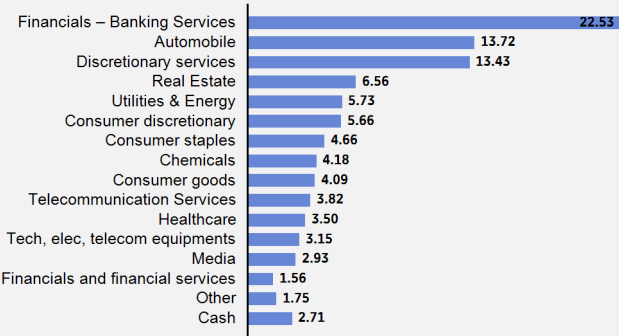
Yield (1)	Spread	Maturity (2)	Duration	Modified Duration	Rating (2/3)	Interest
4.46	222.43	1.57	1.99	1.91	BB+	5.07

- (1) The lowest of the two actuarial rates (call and maturity) - The actuarial yield includes interest rate derivatives
(2) Analyses calculated excluding derivatives on the scope of interest rate instruments
(3) Calculated excluding unrated securities - Ratings source: Second best (S&P, Moody's, Fitch) Long-term credit rating

Country breakdown (excluding derivatives) % of Net Assets



Sector breakdown (excluding derivatives) % of Net Assets



Rating breakdown

	% of Net Assets
AAA	2.73
AA	0.16
A	5.32
BBB	29.48
BB	41.12
B	19.56
CCC	1.54

Breakdown by maturity to next call (excluding derivatives)

	% of Net Assets
< 3 months	26.79
3 - 6 months	3.86
6 months - 1 year	8.12
1 - 3 years	46.47
3 - 5 years	14.27
5 - 7 years	0.49

Currency breakdown (Currency derivatives in accounting value)

	% of Net Assets
EUR	90.90
GBP	5.79
USD	3.31
CHF	-0.01

Main transactions (from 28/02/2025 to 31/03/2025)

	Buy/Sell (EUR)
SHAEFF 4 1/4 04/01/28 (IHO Verwaltungs GmbH)	1 901 824.00
MONTE 10 1/2 07/23/29 (Republic of Italy, Ministry of Economy & Finance)	1 321 454.44
CE 5 04/15/31 (Celanese Corp)	1 101 056.00
SAZGR 5 5/8 02/21/30 (Nidda Topco Sarl)	-1 026 042.81
HEIMST 8 3/8 01/29/30 (Fredensborg AS)	-1 013 146.30
ERSTBK 4 1/4 PERP (Erste Group Bank AG)	-990 145.25

Main issuers (except monetary assets)

5 Main issuers (Total number of issuers : 165 - Number of holdings : 212)

	Expo (%NA)
ZEPPELIN-STIFTUNG FERDINAND GG	2.79
GROUPE AUCHAN SA	2.32
IHO VERWALTUNGS GMBH	2.32
FORD HOLDINGS LLC	1.98
CPI PROPERTY GROUP SA	1.98
Total	11.40

STATISTICS & PERFORMANCE ANALYSIS

Statistics (Rolling periods)

	52 weeks (week. perf.)		3 years (month. perf.)		5 years (month. perf.)	
	Class	Index	Class	Index	Class	Index
Volatility (%)	1.07	1.20	3.43	3.92	3.01	3.65
Tracking error (%)	0.49		0.89		1.09	
Sharpe ratio	2.78	2.35	0.15	0.20	0.61	0.74
Information ratio	0.31		-0.32		-0.80	
Alpha	0.02		0.02		0.00	
Beta	0.81		0.86		0.80	
R2	0.83		0.96		0.93	
Correlation	0.91		0.98		0.96	

Performance analysis

	Since 20/01/2020 (month. perf.)
% of positive performances	69.35
Minimum return (%)	-5.82
Maximum return (%)	2.46
Payback period	321 day(s)

In this section, EdRAM presents a series of sustainability indicators linked to the fund and the benchmark or universe positions.



Art. 8

SFDR Classification



Exclusion



SRI Label



Best-in Universe



Best-in Class



Impact



Proxy voting



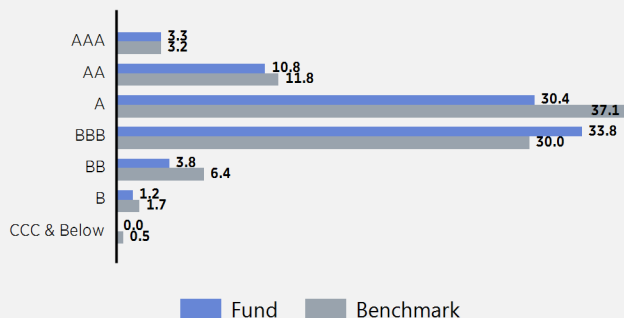
Engagement



Benchmark (Index) : 50% ICE BofA 1-5Y A-BBB Euro Corporate (TR) + 50% ICE BofA BB-CCC 1-3Y Euro DM HY Constrained (TR) (EUR)

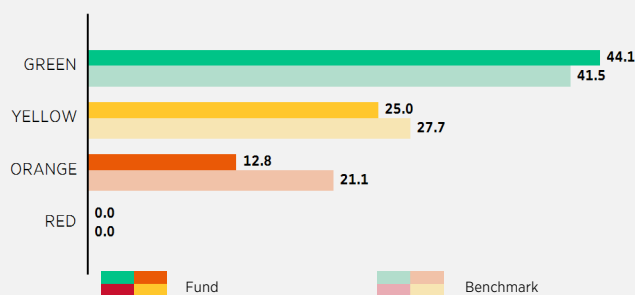
Engagement Formalized approach aimed at positively influencing the consideration of ESG issues by companies.

Breakdown by ESG rating (Weight in %)



ESG rating: source EdRAM/MSCI; translation of the ESG score into an ESG rating on a scale from AAA (best) to C (worst).

Breakdown by Controversy (Weight in %)



Source MSCI; red: very severe controversy(ies); orange: severe controversy(ies); yellow: significant controversy(ies); green: no major controversy(ies)

Climate alignment (°C)

Fund	2.93
Benchmark	2.56

Climate alignment (°C): the global warming trajectory (°C) of each company in the portfolio based on its carbon footprint (scopes 1, 2 and 3*), the efforts undertaken to reduce it and the strategy announced to contribute to the fight against global warming. The trajectory is derived from the individual company's performance compared to a warming trajectory of the global economy of 1.5°C. The trajectories of the companies in the portfolio are then aggregated. Ratios as of 28/02/2025

GHG emissions intensity (scopes 1 and 2)

		Coverage
Fund	26.13	70.27%
Benchmark	26.51	80.50%

Source : Carbon4 Finance ; Greenhouse gases (GHG) emissions intensity scopes 1 and 2* tons CO2 per million Euros invested. Ratios as of 28/02/2025

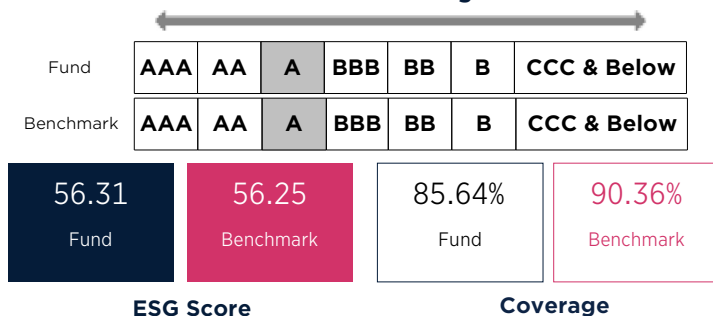
GHG emissions intensity (scopes 1, 2 and 3)

		Coverage
Fund	199.18	70.97%
Benchmark	150.69	80.74%

Source : Carbon4 Finance ; GHG emissions intensity scopes 1,2 and 3* tons CO2 per million Euros invested. Ratios as of 28/02/2025

*Scope 1: direct emissions from resources owned and controlled by the company / Scope 2: indirect emissions from the production of energy purchased / Scope 3: all indirect emissions that are related to the company's operations and not included in Scope 2 **Avoided emissions are the difference between the GHG emissions intensity and a reference scenario. ***Reduced emissions are the emissions resulting from the entity's own efficiency improvements, calculated as the company's current GHG emissions intensity compared to the same metrics 5 years ago.

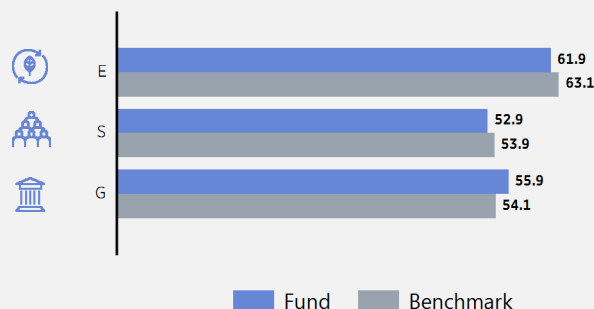
ESG Rating



ESG score: source EdRAM/MSCI; ESG score on a scale from 0 (worst score) to 100 (best score). ESG rating: source EdRAM/MSCI; translation of the ESG score into an ESG rating on a scale from AAA (best) to C (worst).

ESG Score by pillar

Coverage Fund / Benchmark: 85.6% / 90.7%



Source: EdRAM/MSCI; E, S and G scores on a scale from 0 (worst score) to 100 (best score)

Top ESG Scores

5 Main issuers

	ESG Score	Expo (%NA)
REPUBLIC OF FINLAND	94.0	0.64
INFORMA PLC	81.0	0.60
INTERNATIONAL GAME TECHNOLOGY	78.0	1.29
SCOTTISH AND SOUTHERN ENERGY	76.0	0.72
APPLUS SERVICES SA	72.5	0.46
Total		3.71

ESG score: source EdRAM/MSCI; ESG score on a scale from 0 (worst score) to 100 (best score).

Top GHG emissions intensity (scopes 1, 2 and 3)

5 Worst performers

	GHG emissions intensity	Expo (%NA)
K+S AG	4,268.8	0.34
CONTINENTAL AG	1,609.3	0.20
SALINI COSTRUTTORI SPA	1,505.2	0.82
TRATON INTERNATIONAL SA	1,408.5	0.44
METRO AG	1,217.9	0.19
Total		1.99

Source : Carbon4 Finance ; GHG emissions intensity scopes 1,2 and 3* tons CO2 per million Euros invested. Ratios as of 28/02/2025

Top GHG emissions intensity savings (scopes 1, 2 and 3)

5 Best performers

	GHG emissions intensity savings	Expo (%NA)
SALINI COSTRUTTORI SPA	-1,146.5	0.82
CPI PROPERTY GROUP SA	-433.8	1.98
SCOTTISH AND SOUTHERN ENERGY	-424.0	0.72
VESTAS WIND SYSTEMS A/S	-378.8	0.75
REPUBLIC OF FINLAND	-326.6	0.64
Total		4.90

Source: Carbon4 Finance ; GHG emissions intensity savings tons CO2 per million Euros invested; emissions saved being the sum of avoided emissions** and reduced emissions***. Emissions savings are "virtual" emissions that would exist unless the company had actively tried to decrease them. They are expressed as "negative emissions"; the lower the figure, the higher the emissions intensity savings. Ratios as of 28/02/2025

In this section, EdRAM presents a series of sustainability indicators linked to the fund and the benchmark or universe positions.

EXPOSURE TO THE SUSTAINABLE DEVELOPMENT GOALS (SDGs)



Source: MSCI/EdRAM; Exposure to the 17 United Nations Sustainable Development Goals. Net activation (sum of positive and negative activations) of securities as a % of assets of the fund or index. Exposure is defined as the opportunity for each company to make a positive contribution to the achievement of the SDGs, through the products and services they offer and through their business practices;

Biodiversity data



Biodiversity impact intensity (in MSAppb* per €bn invested)

Fund	35.77
Benchmark	41.19

Source Carbon4 Finance: MSAppb* (mean species abundance, parts per billion euros invested or revenue) expresses the average relative abundance of original species compared to their abundance in pristine ecosystems. This indicator is the result of mathematical transformations, with the MSA scaled down. Km2 with 1 MSA.km2 lost, equivalent to the total concrete development of 1 km² of pristine natural area.



Estimated percentage of operations in business sectors with a high potential for disturbing land and marine areas

Fund	2.58
Benchmark	2.75

Source: MSCI, % of assets of the fund or index



Estimated percentage of operations located in areas with highly fragile ecosystems

Fund	11.21
Benchmark	14.31

Source: MSCI, % of assets of the fund or index

RISKS

The risks listed below are not exhaustive (Please refer to the prospectus for more details):

Credit risk

The main risk linked to debt securities and/or money market instruments such as treasury bills (BTFs and BTANs) or short-term negotiable securities is that of issuer default, due either to the non-payment of interest and/or the non-repayment of capital. Credit risk is also associated with the downgrading of an issuer. Unitholders are reminded that the net asset value of the UCITS is likely to fall if a total loss is recorded on a financial instrument following default by an issuer. The inclusion of debt securities in the portfolio, whether directly or through UCIs, exposes the UCITS to the effects of variations in credit quality.

Discretionary management risk

The discretionary management style is based on anticipating trends in the various markets (equities, bonds, money market, commodities and currencies). There is a risk that the sub-fund may not be invested in the best-performing markets at all times. The Sub-fund's performance may therefore be lower than the investment objective, and a drop in its net asset value may lead to negative performance.

Capital risk

The Sub-fund does not guarantee or protect the capital invested, so investors may not recover the full amount of the capital they initially invested, even if they retain the shares for the duration of the recommended investment period.

Interest rate risk

The exposure to interest rate products (debt securities and money market instruments) makes the Sub-fund sensitive to interest rate fluctuations. Interest rate risk might result in a fall in the value of the security and thus the net asset value of the Sub-fund in the event of a change in the yield curve.

Credit risk linked to investment in speculative securities

The Sub-fund may invest in issues from companies rated as non-investment grade by a rating agency (with a rating below BBB- from Standard & Pools or equivalent) or an equivalent internal rating from the Management Company. These issues are known as speculative securities and present a higher risk of issuer default. This Sub-fund should therefore be considered partly speculative and as being aimed specifically at investors who are aware of the risks inherent in investing in such securities. As a result, the use of high-yield securities (speculative securities with a higher risk of issuer default) may incur a greater risk of a fall in the net asset value.

Inflation risk

The UCITS will be exposed to risks linked to inflation, i.e. an overall rise in prices. The level of inflation affects changes in interest rates and therefore money market instruments.

DEFINITIONS AND METHODOLOGIES

The definitions and methodologies below are not exhaustive and are available in more detail at https://medianet.edmond-de-rothschild.fr/edram/pdf/Methodology_en.pdf and if applicable at <https://funds.edram.com/> in the fund's downloadable documentation.

The VOLATILITY of a security is the difference between performance and average performance and therefore makes it possible to gauge the consistency of performance obtained. It comprises a measure of risk. If this is zero, the individual performances are identical. The higher it is, the greater the difference between individual performances.

The TRACKING ERROR (available if the fund has a benchmark index) shows the volatility of a fund's relative performance against that of its benchmark. It shows the difference between performances and their average and so makes it possible to gauge the consistency of relative performance. The lower the tracking error, the closer the fund's performance is to that of its benchmark.

The ALPHA (available if the fund has a benchmark index) corresponds to the fund's average performance. More specifically, it measures the fund managers' added value while cancelling out market influence, which cannot be controlled. This measure is expressed as a percentage.

The SHARPE RATIO shows the fund's outperformance against a zero-risk interest rate, adjusted for fund volatility.

This document was issued on 31/03/2025 by Edmond de Rothschild Asset Management (France) - 47 rue du Faubourg Saint-Honoré - 75401 Paris Cedex 08 - France ; A limited company with executive and supervisory boards and capital of 11,033,769 eur - AMF approval number GP 04000015 - 332.652.536 R.C.S. Paris - www.edr.com.

Global Distributor : Edmond de Rothschild Asset Management (France)

EdR SICAV - Short Duration Credit is a sub-fund of the Investment Company with Variable Capital (SICAV) EdR SICAV incorporated in France and authorised by the AMF. This fund is an Undertaking for Collective Investment in Transferable Securities (UCITS).

This document has no contractual value and is intended for information purposes only. Any reproduction or use of all or part of its contents is strictly prohibited without the authorization of the Edmond de Rothschild Group.

The information contained in this document does not constitute an offer or solicitation to trade in any jurisdiction in which such offer or solicitation is unlawful or in which the person making such offer or solicitation is not qualified to act. This document does not constitute and should not be construed as investment, tax or legal advice, nor as a recommendation to buy, sell or continue to hold any investment. The Edmond de Rothschild Group shall not be held liable for any investment or divestment decision taken on the basis of the information contained in this document.

This document has not been reviewed or approved by any regulator in any jurisdiction. Regulations concerning the way in which this fund may be marketed vary from country to country. The fund presented herein may not be registered and/or authorized for sale in your country of residence. If you have any doubts about your ability to subscribe to this fund, please contact your professional advisor.

The figures, comments, forward looking statements and other information contained in this presentation reflect the Edmond de Rothschild Group's view of the markets, their development and their regulations, taking into account its expertise, the economic context and the information available to date. They may no longer be relevant on the day the investor reads them. Consequently, the Edmond de Rothschild Group shall not be held responsible for the quality or accuracy of economic information and data provided by third parties. The information on companies should not be considered as an opinion of the Edmond de Rothschild Group on the foreseeable development of these securities and, where applicable, on the foreseeable development of the price of the financial instruments they issue. This information does not constitute a recommendation to buy or sell these securities. The composition of the portfolio may change over time.

Any investment involves specific risks. Investors are therefore advised to ensure that any investment is suitable for their personal circumstances by seeking independent advice where appropriate. Investing in a fund means that you become an owner of shares or units of the fund, and not of the underlying assets that the fund may hold.

Investors must consider all the characteristics or objectives of this product, including sustainability aspects (if applicable), before investing. In addition, investors should read the prospectus, the Key Information Document (KID) and/or any other document required by local regulations, which is provided prior to any subscription and is available in English and/or French and/or any official language on the website <https://funds.edram.com> or free of charge on request.

A summary of investors' rights in English and/or French can be obtained at the following link: <https://www.edmond-de-rothschild.com/media/g5fm1hx/edram-en-main-rights-of-investors.pdf>.

The Management Company may decide to cease marketing this Fund in accordance with Article 93a of Directive 2009/65/EC and Article 32a of Directive 2011/61/EU.

"Edmond de Rothschild Asset Management" or "EdRAM" is the trading name of the asset management entities of the Edmond de Rothschild Group.

Tax treatment depends on the individual situation of each client and may be modified at a later date.

The Management Company may pay as remuneration a proportion of the financial management costs of the fund to intermediaries such as investment firms, insurance companies, management companies, marketing intermediaries, distributors or distribution platforms with whom an agreement has been signed in the context of the distribution, placement of the units of the fund or the establishment of relations with other investors. This remuneration is variable and depends on the business relationship in place with the intermediary and on the improvement of the quality of the service provided to the client for which the beneficiary of this remuneration can justify. The remuneration may be a flat fee or calculated on the basis of the net assets subscribed as a result of the intermediary's action. The intermediary may or may not be a member of the Edmond de Rothschild Group. Each intermediary shall communicate to the client, in accordance with the regulations applicable to it, all useful information on costs and fees and its remuneration.

This document is not intended for citizens or residents of the United States of America or "US Persons" as that term is defined in "Regulation S" of the US Securities Act of 1933. No investment products presented here are permitted for sale under the Securities Act of 1933 or any other regulation applicable in the United States. Accordingly, no investment product may be offered or sold directly or indirectly in the United States of America to residents and citizens of the United States of America or to "US Persons".

Switzerland: The sub-fund mentioned in this document has been approved by the Swiss Financial Market Supervisory Authority (FINMA) and can therefore be offered in Switzerland to non-qualified investors.

Prospectuses, annual and half-yearly reports, Key Information Documents (KID), articles of association (or regulations if applicable) can be obtained free of charge and upon simple request from the Swiss Representative or downloaded from the site <https://funds.edram.com>.

Representative and paying agent: Edmond de Rothschild (Suisse) S.A. 18, rue de Hesse, 1204 Geneva, Suisse.

Spain: EdR SICAV is registered with the CNMV under number 1801.

(a) Morningstar Ranking as of 20/01/2020 in the category Unknown.

The Morningstar ratings are not market rankings and are not to be considered as recommendations to buy, sell, or hold units or shares in funds managed by Edmond de Rothschild Asset Management (France). Reference to a ranking or a price for this fund is not a guide for future rankings or prices of this fund or of the investment manager.

Source - Morningstar, Inc. All rights reserved. The information contained in this document: (1) is the proprietary material of Morningstar and/or its information providers; (2) may not be reproduced or redistributed; (3) is presented without guarantee as to its accuracy, completeness or correctness. Neither Morningstar nor its information providers may be held liable for any damage or loss resulting from the use of this data. Past performance is no guarantee of future results.

Unless otherwise indicated, the sources used in this document are those of the Edmond de Rothschild group.

Third Party Data: The investor acknowledges that Edmond de Rothschild uses data provided by third parties for its analyses and services. Edmond de Rothschild has the right to rely on this data without prior verification and does not guarantee its accuracy or completeness.

© Copyright Edmond de Rothschild. All rights reserved.