

Allianz Global Intelligent Cities Income - RT - USD

Mixed fund with focus on the evolution of intelligent cities and connected communities

Investors should note that, relative to the expectations of the Autorité des Marchés Financiers, this fund presents disproportionate communication on the consideration of non-financial criteria in its management.

Investment Objective

The fund concentrates on the global markets for equities and bonds focusing on companies that drive the evolution of intelligent cities and connected communities. Its investment objective is to attain income and capital growth over the long-term.

Fund Manager

Stephen Jue
(since 06/24/2019)

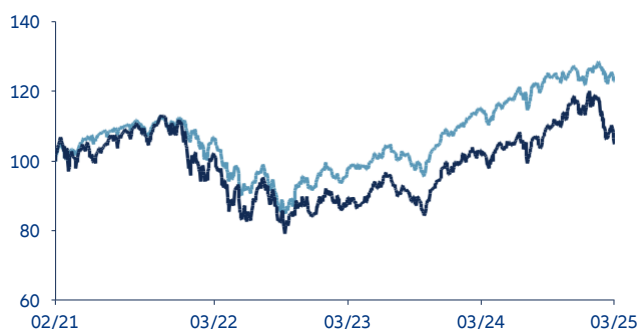
James Chen
(since 03/10/2021)

Justin Kass
(since 03/10/2021)

David Oberto
(since 03/10/2021)

Performance

Since Inception ¹



■ Fund (base value = 100) ■ Benchmark (base value = 100) ²

Annual Performance (%) ¹

	Fund	Benchmark ²
02/01/2021 - 03/31/2021	1.20	2.75
03/31/2021 - 03/31/2022	0.40	3.10
03/31/2022 - 03/31/2023	-12.08	-7.67
03/31/2023 - 03/31/2024	15.53	17.73
03/31/2024 - 03/31/2025	1.44	6.73

Performance History (%) ¹

	YTD	1M	3M	6M	1Y	3Y	3Y p.a.	S. Inc.	S. Inc. p.a.	2021	2022	2023	2024
Fund	-8.02	-6.11	-8.02	-4.73	1.44	3.04	1.00	4.69	1.11	11.50	-24.48	18.25	14.32
Benchmark ²	-0.26	-2.88	-0.26	-1.68	6.73	16.02	5.08	22.90	5.08	12.18	-17.86	18.19	13.16

Past performance does not predict future returns.

Key Information

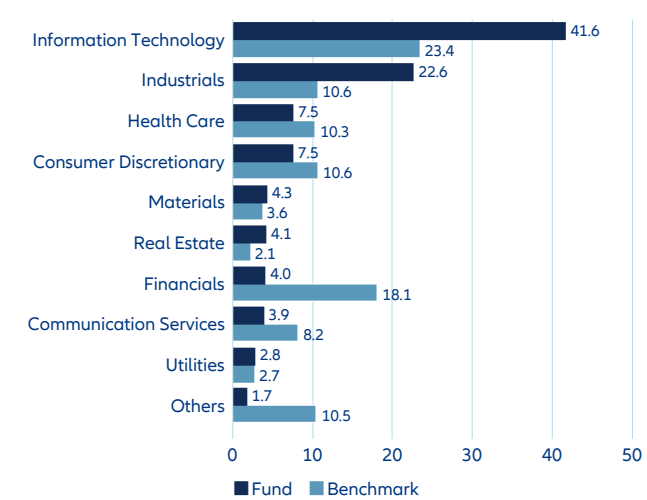
ISIN / German security no.	LU2278555417 / A2Q LHG
Bloomberg Ticker / Reuters Ticker	ALGICRT LX
Benchmark ²	70% MSCI AC World (ACWI) Total Return Net + 30% ICE BOFA US Corporate and High Yield (in USD)
EU SFDR Category ³	Article 8
Management company	Allianz Global Investors GmbH, Luxembourg
Investment manager	Voya Investment Management Co. LLC
Custodian bank	State Street Bank International GmbH - Luxembourg branch
Launch date	02/01/2021
Net assets	632.23 mn. EUR
Share class volume	0.47 mn. USD
Financial year end	9/30/
Registered for sale in	BN, CH, DE, ES, FR, HK, LU, MO, SG
Number of Holdings	135

Risk/ Return Ratios

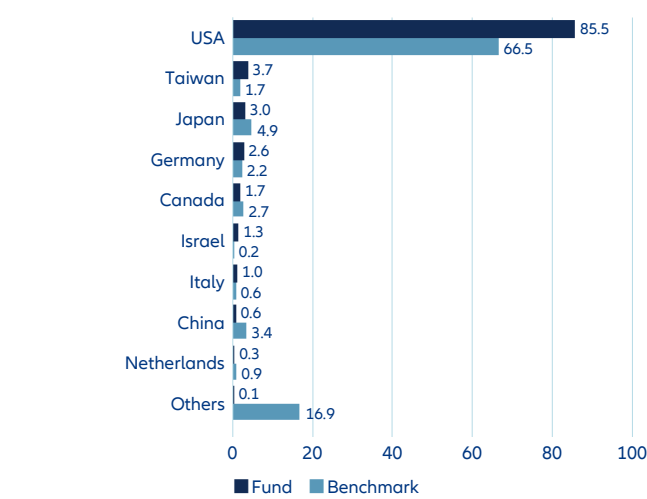
	3 Years
Alpha (%)	-4.07
Beta	1.03
Coefficient of correlation	0.87
Information ratio	-0.51
Sharpe ratio ⁴	-0.23
Treynor ratio	-3.52
Tracking error (%)	7.96
Volatility (%) ⁵	16.09
Active share (%) ⁶	82.11
Dividend yield (%) ⁷	1.25

Portfolio Structure ⁸

Sector Breakdown (%)



Country/Location Breakdown (%)



Top 10 Holdings (%) ⁹

ECOLAB INC	1.38
WELLTOWER OP LLC CONV FIX 3.125% 15.07.2029	1.35
CHART INDUSTRIES INC 144A FIX 9.500% 01.01.2031	1.31
CLOUDFLARE INC CONV ZERO 15.08.2026	1.27
AMPHENOL CORP-CL A	1.25
HITACHI LTD	1.21
KEYSIGHT TECHNOLOGIES IN	1.20
BROADCOM INC	1.15
AAON INC	1.14
UBER TECHNOLOGIES INC CONV ZERO 15.12.2025	1.13
Total	12.39

Fee Structure

All-in fee in % p.a. ¹⁰	currently 0.95 (max. 1.20)
TER (%) ¹¹	1.00

Opportunities

- + High return potential of stocks in the long run
- + Interest income on bonds, capital gains opportunities on declining interest rates
- + Investments specifically in the area of the evolution of intelligent cities and connected communities
- + Possible extra returns through single security analysis and active management
- + Broad diversification across numerous securities
- + Potential currency gains with share classes not hedged against investor currency

Risks

- High volatility of stocks, losses possible. The volatility of fund unit prices may be strongly increased.
- Interest rates vary, bonds suffer price declines on rising interest rates
- Underperformance of the investment theme possible
- Success of single security analysis and active management not guaranteed
- Limited participation in the potential of individual securities
- Potential currency losses with share classes not hedged against investor currency

FOR FUND DISTRIBUTORS AND PROFESSIONAL INVESTORS ONLY

- 1) Calculated at the net asset value, excl. front-end load, distributions reinvested. Calculation according to method as defined by BVI, the German Fund Companies Association. **Any front-end loads reduce the capital employed and the performance.**
- 2) Benchmark history: until 31/10/2022 70% MSCI AC WORLD INDEX TOTAL RETURN (NET), 30% ICE BOFAML US CORPORATE & HIGH YIELD INDEX USD UNHEDGED REBASED LAST BUSINESS DAY OF MONTH IN USD, until 30/08/2022 70% MSCI AC World (ACWI) Total Return Net + 30% BLOOMBERG Global Aggregate Total Return (in USD), until 09/03/2021 MSCI AC World (ACWI) Total Return Net (in USD)
- 3) This fund has been classified as an Article 8 under SFDR: EU Sustainable Finance Disclosure Regulation. Information accurate at time of publishing. Investors should take into account all the characteristics and/or objectives of the fund as described in its prospectus and Key Investor Document (regulatory.allianzgi.com).
- 4) The Sharpe ratio states the relationship between the return generated by the fund and the investment risk. The fund's excess return versus the risk-free market rate is compared to volatility. Negative values are not meaningful.
- 5) Volatility measures the fluctuation range of the fund's performance over a specified period of time.
- 6) Measure of the proportion of fund assets that is invested differently from the benchmark.
- 7) The dividend yield corresponds to the expected dividend divided by the current price of the share, expressed as a percentage. (eDiv/share price) where: eDiv = product of the last dividend payment and the number of expected dividend payments per year (e.g. the expected dividend for a share with quarterly dividend payment corresponds to the dividend for the last quarter times four). The dividend yield depends both on the amount of the dividend and the current price of the share. Both these key variables may be subject to constant change. The dividend yield is only a snapshot based on the current amount of the dividend and the current share price; **as a result, it is not suitable as an indicator of the future performance of an equity fund.**
- 8) This is for guidance only and not indicative of future allocation.
- 9) Securities mentioned in this document are for illustrative purposes only and do not constitute a recommendation or solicitation to buy or sell any particular security. These securities will not necessarily be comprised in the portfolio by the time this document is disclosed or at any other subsequent date.
- 10) The all-in fee includes the expenses previously called management, administration and distribution fees. Any payment of a trail fee by the management company to a distribution partner will be effected from the all-in fee.
- 11) TER generally: Total cost (except transaction costs) charged to the fund during the last financial year. TER for funds-of-funds: The costs incurred by the fund itself (except transaction costs). Since the fund held other investment units ("target funds") in the reporting period, further costs, charges and fees may have been incurred at the level of the target fund.

Disclaimer

Investing involves risk. The value of an investment and the income from it may fall as well as rise and investors might not get back the full amount invested. Investing in fixed income instruments may expose investors to various risks, including but not limited to creditworthiness, interest rate, liquidity and restricted flexibility risks. Changes to the economic environment and market conditions may affect these risks, resulting in an adverse effect to the value of the investment. During periods of rising nominal interest rates, the values of fixed income instruments (including positions with respect to short-term fixed income instruments) are generally expected to decline. Conversely, during periods of declining interest rates, the values of these instruments are generally expected to rise. Liquidity risk may possibly delay or prevent account withdrawals or redemptions. Allianz Global Intelligent Cities Income is a sub-fund of Allianz Global Investors Fund SICAV, an open-ended investment company with variable share capital organised under the laws of Luxembourg. The value of the units/shares which belong to the Unit/Share Classes of the Sub-Fund that are denominated in the base currency may be subject to a strongly increased volatility. The volatility of other Unit/Share Classes may be different. Past performance does not predict future returns. If the currency in which the past performance is displayed differs from the currency of the country in which the investor resides, then the investor should be aware that due to the exchange rate fluctuations the performance shown may be higher or lower if converted into the investor's local currency. This is for information only and not to be construed as a solicitation or an invitation to make an offer, to conclude a contract, or to buy or sell any securities. The products or securities described herein may not be available for sale in all jurisdictions or to certain categories of investors. This is for distribution only as permitted by applicable law and in particular not available to residents and/or nationals of the USA. The investment opportunities described herein do not take into account the specific investment objectives, financial situation, knowledge, experience or specific needs of any particular person and are not guaranteed. The Management Company may decide to terminate the arrangements made for the marketing of its collective investment undertakings in accordance with applicable de-notification regulation. The views and opinions expressed herein, which are subject to change without notice, are those of the issuer companies at the time of publication. The data used is derived from various sources, and assumed to be correct and reliable at the time of publication. The conditions of any underlying offer or contract that may have been, or will be, made or concluded, shall prevail. For a free copy of the sales prospectus, incorporation documents, daily fund prices, key investor information, latest annual and semi-annual financial reports, contact the management company Allianz Global Investors GmbH in the fund's country of domicile, Luxembourg, or the issuer at the address indicated below or regulatory.allianzgi.com. Austrian investors may also contact the facility and information agent Erste Bank der österreichischen Sparkassen AG, Am Belvedere 1, AT-1100 Wien. Please read these documents, which are solely binding, carefully before investing. This is a marketing communication issued by Allianz Global Investors GmbH, www.allianzgi.com, an investment company with limited liability, incorporated in Germany, with its registered office at Bockenheimer Landstrasse 42-44, 60323 Frankfurt/M, registered with the local court Frankfurt/M under HRB 9340, authorised by Bundesanstalt für Finanzdienstleistungsaufsicht (www.bafin.de). Allianz Global Investors GmbH has established branches in France, Italy, Spain, Luxembourg, Sweden, Belgium and the Netherlands. Contact details and information on the local regulation are available here (www.allianzgi.com/Info). The Summary of Investor Rights is available in English, French, German, Italian and Spanish at <https://regulatory.allianzgi.com/en/investors-rights>. The duplication, publication, or transmission of the contents, irrespective of the form, is not permitted; except for the case of explicit permission by Allianz Global Investors GmbH.