

This is a marketing communication.
Factsheet | 31 May 2025

Vanguard ESG Developed World All Cap Equity Index Fund

EUR Acc

Inception date: 07 February 2011

Total assets (million) €5,682 | Share class assets (million) €1,234 as at 31 May 2025

Minimum initial investment	ISIN	SEDOL	Bloomberg	Investment structure	SRI*	Index ticker	Domicile	Settlement	Trading frequency (cut-off)
€1,000,000	IE00B5456744	B545674	VGSGSIE	UCITS	4	FGCACNE	Ireland	T+2	Daily (T-1 16:00 Irish Time)

Ongoing Charges Figure* 0.20 %

*The Ongoing Charges Figure (OCF) covers administration, audit, depository, legal, registration and regulatory expenses incurred in respect of the Funds.

Objectives and investment policy

- The Fund employs a passive management – or indexing – investment approach and seeks to track the performance of the FTSE Developed All Cap Choice Index (the “Index”).
- The Index is a market-capitalisation-weighted index composed of large-, mid-, and small-cap stocks of companies located in developed markets around the world. Market-capitalisation is the value of a company's outstanding shares in the market and shows the size of a company.
- The Index is constructed from the FTSE Developed All Cap Index which is then screened for certain environmental, social and governance (i.e. controversy-related) criteria.
- Through the screening out of stocks of companies from its portfolio based on the potentially detrimental impact of their conduct or products on society and / or the environment, the Fund promotes certain environmental characteristics and social characteristics relating to social norms and standards.
- The Fund attempts to: 1. Track the performance of Index by investing in all, or substantially all, of the constituent securities of the Index in the same proportion as the Index. Where not practicable to fully replicate, the Fund will use a sampling process. 2. Remain fully invested except in extraordinary market, political or similar conditions where the Fund may temporarily depart from this investment policy to avoid losses.
- The Index methodology excludes stocks of companies that the sponsor of the Index determines (a) to be engaged or involved in specific activities of the supply chain for, and / or (b) derive revenue (above a threshold specified by the Index provider) from, certain activities relating to the following activities: (a) Vice Products (i.e., adult entertainment, alcohol, gambling, tobacco, cannabis); (b) Non-Renewable Energy (i.e., nuclear power, and fossil fuels (including power generation from oil, gas, and thermal coal which includes: (i) companies that have greater than 50% ownership of companies that own proved or probable reserves in coal, oil or gas, (ii) oil and gas production and supporting services, (iii) coal extraction, production and supporting services, (iv) oil and gas and thermal coal power generation, (v) extraction of arctic oil and gas, and (vi) extraction of oil sands)); and (c) Weapons (chemical & biological weapons, cluster munitions, anti-personnel landmines, nuclear weapons, civilian firearms, and conventional military weapons). The Index provider defines what constitutes “involvement” in each activity. This may be based on percentage of revenue or any connection to a restricted activity regardless of the amount of revenue received, and will relate to specific parts of the supply chain.
- Company product and conduct involvement is monitored on a yearly basis by the Index provider and as new data is made available to the Index provider.
- For the full investment strategy please review the prospectus.

Investment manager

Vanguard Asset Management, Ltd.
Europe Equity Index Team

* Summary Risk Indicator

For professional investors only (as defined under the MiFID II Directive) investing for their own account (including management companies (fund of funds) and professional clients investing on behalf of their discretionary clients). Not to be distributed to the public.

Vanguard ESG Developed World All Cap Equity Index Fund

EUR Acc

Performance summary

EUR—Vanguard ESG Developed World All Cap Equity Index Fund
Benchmark — FTSE Developed All Cap Choice Index - The benchmark for this portfolio was the FTSE Developed Index until 13 May 2020, and with effect from such date is now the FTSE Developed All Cap Choice Index.

Annualised performance**	1 month	Quarter	Year to date	1 year	3 years	5 years	10 years	Since inception
Fund (Net of expenses)	6.25%	-6.75%	-5.42%	8.08%	10.45%	12.57%	8.75%	10.32%
Benchmark	6.23%	-6.74%	-5.39%	8.21%	10.54%	12.68%	9.03%	10.63%

**In this document the performance displayed for the Fund(s) and therefore relative performance to the benchmark index may be impacted by swing pricing. The NAV of a Fund may swing according to subscription/redemption activity so that transaction costs caused by these cashflows are not borne by the existing holders in a Fund. The benchmark index is not affected by swing pricing and therefore you may see tracking difference between the performance of the Fund and the benchmark.

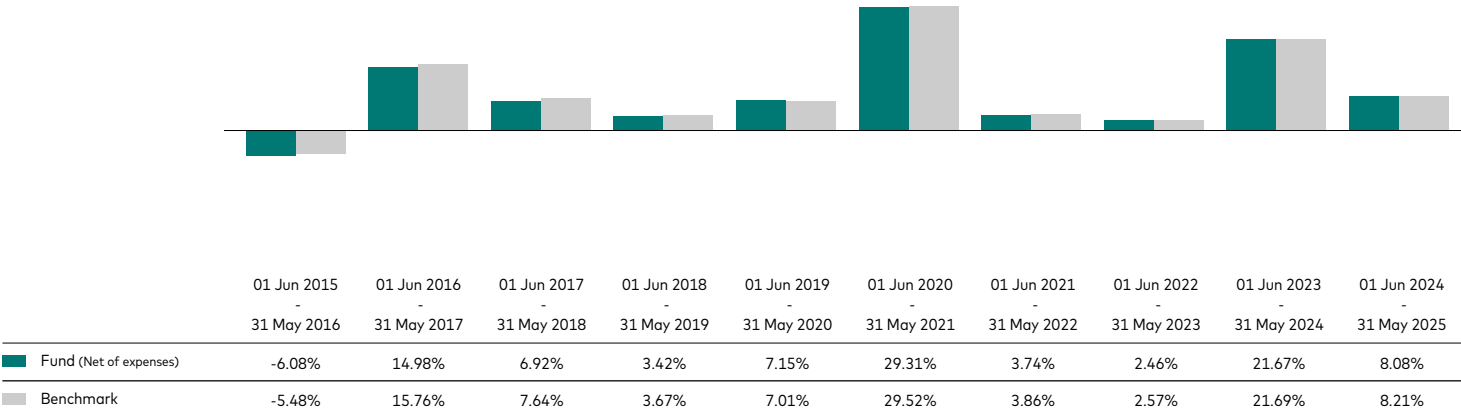
Performance and Data is calculated on closing NAV as at 31 May 2025.

Past performance is not a reliable indicator of future results.

Figures for periods of less than one year are cumulative returns. All other figures represent average annual returns. Performance figures include the reinvestment of all dividends and any capital gains distributions. The performance data does not take account of the commissions and costs incurred in the issue and redemption of shares. Basis of fund performance is NAV to NAV. Basis of index performance is total return. All performance is calculated in EUR, net of fees.

Source: Vanguard

Rolling 12-month performance



Key investment risks

The value of equities and equity-related securities can be affected by daily stock market movements. Other influential factors include political, economic news, company earnings and significant corporate events. Movements in currency exchange rates can adversely affect the return of your investment.

Liquidity risk. Lower liquidity means there are insufficient buyers or sellers to allow the Fund to sell or buy investments readily.

Counterparty risk. The insolvency of any institutions providing services such as safekeeping of assets or acting as counterparty to derivatives or other instruments, may expose the Fund to financial loss.

Index tracking risk. The Fund is not expected to track the performance of the Index at all times with perfect accuracy. The Fund is, however, expected to provide investment results that, before expenses, generally correspond to the price and yield performance of the Index.

Index sampling risk. As the Fund uses an index sampling technique whereby a representative sample of securities are selected to represent the Index, there is the risk that the securities selected for the Fund may not, in the aggregate, approximate the full Index.

Please also read the risk factors section in the prospectus and the Key Information Document, both of which are available on the Vanguard website.

Vanguard ESG Developed World All Cap Equity Index Fund

EUR Acc

Data as at 31 May 2025 unless otherwise stated.

Characteristics	Fund	Benchmark
Number of stocks	4,032	4,477
Median market cap	€124.7B	€124.7B
Price/earnings ratio	22.8x	22.7x
Price/book ratio	3.2x	3.2x
Return on equity	19.6%	19.6%
Earnings growth rate	18.6%	18.6%
Turnover rate	-31%	—
Equity yield (dividend)	1.6%	1.6%

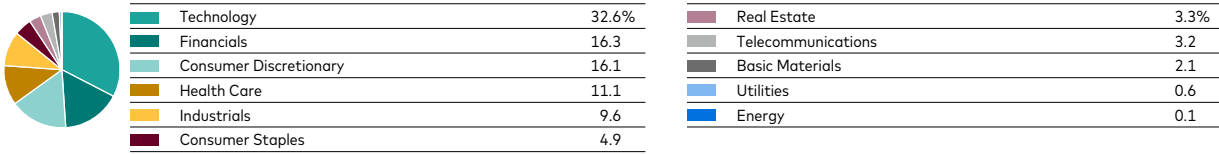
The PTR (Portfolio Turnover Rate) approach considers the total security purchases and sales, the total subscriptions and redemptions and the average net assets of the fund to calculate the turnover figure. Data as at 31 March 2025.

Top 10 holdings	
Microsoft Corp.	5.3%
NVIDIA Corp.	4.9
Apple Inc.	4.6
Amazon.com Inc.	3.0
Alphabet Inc.	2.9
Meta Platforms Inc.	2.2
Broadcom Inc.	1.7
Tesla Inc.	1.5
JPMorgan Chase & Co.	1.1
Visa Inc.	1.0

Top 10 approximately equals 28.2% of net assets


Data as at 31 May 2025.

Weighted exposure



Sector categories are based on the Industry Classification Benchmark system ("ICB"), except for the "Other" category (if applicable), which includes securities that have not been provided an ICB classification as of the effective reporting period.

Market allocation



Source: Vanguard

Glossary for fund characteristics

The fund characteristics section above contains a number of metrics that professional investors use to value individual stocks against a market or index average. These metrics can also be used to value and compare funds to the market by taking the average of all the stocks held in the fund and comparing them to those of the fund's benchmark index. We've provided a definition of the terms used for your convenience.

Median market cap (capitalisation) looks at all companies in a mutual fund portfolio and calculates the mid point market capitalisation. Market capitalisation represents the aggregate value of a company's stock.

Price earnings ratio (P/E ratio) of a stock is the price paid for a share divided by the annual profit earned by the firm per share. A stock with a price of £10 a share, and earnings last year of £1 a share, would have a P/E ratio of 10.

Price book ratio compares a stock's market value to its book value (the accounting value of a stock). It is calculated by dividing the current closing price of the stock by the latest quarter's book value per share.

Return on equity is a measure of a company's profitability that reveals how much profit a company generates with the money shareholders have invested.

Earnings growth rate is a measure of growth in a company's net income (what remains after subtracting all the costs from a company's revenues) over a specific period (often one year). Earnings growth can apply to previous periods or estimated data for future periods.

Turnover rate is the total value of sales and purchases of stocks by a fund, less any subscriptions and redemptions monies into or out of a fund, expressed as a percentage of the fund's average value, over a specified period (usually one year).

Equity yield characteristics reflects distributions declared over the past twelve months as a percentage of the mid-market unit price, as at the date shown. It does not include any preliminary charge and investors may be subject to tax on their distributions.

For professional investors only (as defined under the MiFID II Directive) investing for their own account (including management companies (fund of funds) and professional clients investing on behalf of their discretionary clients). Not to be distributed to the public.

Vanguard ESG Developed World All Cap Equity Index Fund

EUR Acc

As at 31 May 2025

Data presented on this page are at the fund level.

Benchmark: FTSE Developed All Cap Choice Index
Parent benchmark¹: FTSE DEVELOPED ALL CAP INDEX

Climate metrics

The metrics provided in this section are for informational purposes only and should not be considered in isolation, but rather alongside other information about the fund. The information may be useful to assist investors to evaluate the fund's climate risks and opportunities but is not an indication of whether or how the fund takes climate considerations into account. Unless otherwise stated in the fund's prospectus, the metrics are not considered as part of the fund's investment objective, principal investment strategies, or in Vanguard's internal investment decision processes. For more information regarding the fund's investment objective and strategy, please refer to the fund's prospectus.

Metric	Definition ²	Purpose	Fund	Fund coverage ³	Parent benchmark	Parent benchmark coverage
Fund scope 1 emissions (tCO2e)	Direct greenhouse gas (GHG) emissions associated with a fund's investments.	To understand the GHG emissions that occur from sources owned or controlled by the fund's portfolio companies (e.g., emissions from combustion in owned or controlled boilers, furnaces, vehicles etc.).	53,653	91%	—	—
Fund scope 2 emissions (tCO2e)	Indirect GHG emissions associated with the fund's investments.	To understand the GHG emissions from the generation of purchased or acquired electricity, steam, heating or cooling consumed by the fund's portfolio companies (e.g., emissions that physically occur at the facility where the electricity, steam, heating or cooling is generated).	32,172	91%	—	—
Total carbon footprint (tCO2e/\$M invested)	Total carbon emissions for a portfolio normalized by the market value of the portfolio.	To understand how much carbon emissions the portfolio is responsible for per USD 1 million invested. This metric allows investors to compare portfolios of various sizes.	13.35	99%	37.40	99%
Weighted average carbon intensity (tCO2e/\$M revenue).	Portfolio's exposure to carbon-intensive companies.	Reflects the carbon intensity of a portfolio across asset classes (e.g., carbon-intensive portfolios may be more susceptible to climate-related risks, like increased regulations leading to higher costs either via taxation or operational changes).	37.57	99%	98.77	99%

Source: Calculated using Vanguard holdings and MSCI Climate Change data as of 31 May 2025. MSCI is an independent data provider⁴.

Benchmark exclusions⁵

The benchmark seeks to avoid or reduce exposure to companies based on certain environmental, social, and/or governance criteria. The following section informs investors of the extent to which companies are excluded from the parent benchmark as a result of the index provider's exclusion criteria. The below data may look different from the fund's outcomes depending on the replication and/or sampling strategy.

Exclusion category	Constituents excluded from parent benchmark*	Weight excluded from parent benchmark*	Top 5 constituents excluded (by weight)
Controversies	34	2.79%	Walmart, Johnson & Johnson, Wells Fargo & Company, Chevron, HSBC Hldgs
Non-Renewable Energy	692	15.01%	Berkshire Hathaway B, Exxon Mobil Corporation, GE Aerospace, Berkshire Hathaway -CL A, International Bus Machns.
Vice Products	166	1.87%	Philip Morris International, LVMH, Altria Group, British American Tobacco, Anheuser-Busch InBev
Weapons	166	4.79%	Walmart, GE Aerospace, RTX Corporation, Boeing, Honeywell International Incorporation

Source: FTSE as of 24 March 2025.

*Constituents can be excluded under multiple categories and the above numbers are not mutually exclusive.

FTSE is an independent index provider. FTSE excludes companies that they determine engage in the above listed activities, subject to relevant revenue thresholds as disclosed in the fund's prospectus.

For professional investors only (as defined under the MiFID II Directive) investing for their own account (including management companies (fund of funds) and professional clients investing on behalf of their discretionary clients). Not to be distributed to the public.

Vanguard ESG Developed World All Cap Equity Index Fund

EUR Acc

As at 31 May 2025

ESG funds are subject to ESG investment risk, which is the chance that the stocks or bonds screened by the index provider for ESG criteria generally will underperform the market as a whole or, in the aggregate, will trail returns of other funds screened for ESG criteria. The index provider's assessment of a company, based on the company's level of involvement in a particular industry or the index provider's own ESG criteria, may differ from that of other funds or of the advisor's or an investor's assessment of such company. As a result, the companies deemed eligible by the index provider may not reflect the beliefs and values of any particular investor and may not exhibit positive or favorable ESG characteristics. The evaluation of companies for ESG screening or integration is dependent on the timely and accurate reporting of ESG data by the companies. Successful application of the screens will depend on the index provider's proper identification and analysis of ESG data.

Vanguard does not provide any guarantee with respect to the quality, accuracy, or completeness of the information provided by Morningstar, MSCI, or FTSE.

1 Parent Benchmark refers to the broad market index from which the fund's benchmark is derived, prior to the screening of any environmental, social, and governance criteria.

2 Metrics are aligned to the [TCFD's 2021 implementation guidance](#) and the methodology of the [Partnership for Carbon Accounting Financials \(PCAF\)](#). **Fund scope 1 emissions** are calculated by summing the product of the fund's percentage ownership of each investee company's enterprise value including cash (EVIC) by the investee company's Scope 1 emissions, expressed in metric tons of carbon dioxide equivalent (tCO₂e). **Fund scope 2 emissions** are calculated by summing the product of the fund's percentage ownership of each investee company's EVIC by the investee company's Scope 2 emissions, expressed in tCO₂e. **Total carbon footprint** is calculated by summing the product of each investee company's weight by the investee company's Scopes 1 & 2 emissions, and dividing the summation by the total market value of the portfolio, expressed in tCO₂e per \$1 million invested. **Weighted average carbon intensity (WACI)** is calculated by summing the product of each investee company's weight in the portfolio with that investee company's carbon intensity (derived by dividing the investee company's Scopes 1 & 2 emissions by its revenue), expressed in tCO₂e per \$1 million in revenue.

3 Coverage is defined as the percentage of eligible securities within our funds and benchmarks for which we have obtained carbon data. The development of carbon metrics is in early stages resulting in challenges in interpreting the data and using it as a basis for investment decision making. For example, the metrics are backward looking and do not recognise future plans to reduce emissions. Carbon metrics may also vary due to being normalized by financial metrics that are prone to market volatility, rather than due to changes to the emissions profile of companies.

4 Certain information © 2025 MSCI ESG Research LLC. Reproduced by permission. These metrics were developed using information from MSCI ESG Research LLC or its affiliates or information providers. Although the Vanguard Group, Inc.'s and Vanguard's information providers including without limitation, MSCI ESG Research LLC and its affiliates (each of the aforementioned parties being the "ESG Parties"), obtain information (the "Information") from sources they consider reliable, none of the ESG Parties warrants or guarantees the originality, accuracy and/or completeness, of any data herein and expressly disclaim all express or implied warranties, including those of merchantability and fitness for a particular purpose. The Information may only be used for your internal use, may not be reproduced or disseminated in any form and may not be used as a basis for, or a component of, any financial instruments or products or indices. Further, none of the Information can in and of itself be used to determine which securities to buy or sell or when to buy or sell them. None of the ESG Parties shall have any liability for any errors or omissions in connection with any data herein, or any liability for any direct, indirect, special, punitive, consequential or any other damages (including lost profits) even if notified of the possibility of such damages.

5 Refer to the fund's prospectus for more information on the applicable ESG screening methodology.

For professional investors only (as defined under the MiFID II Directive) investing for their own account (including management companies (fund of funds) and professional clients investing on behalf of their discretionary clients). Not to be distributed to the public.

Vanguard ESG Developed World All Cap Equity Index Fund

EUR Acc

Investment risk information

The value of investments, and the income from them, may fall or rise and investors may get back less than they invested.

Past performance is not a reliable indicator of future results.

Some funds invest in emerging markets which can be more volatile than more established markets. As a result the value of your investment may rise or fall.

Investments in smaller companies may be more volatile than investments in well-established blue chip companies.

The Funds may use derivatives in order to reduce risk or cost and/or generate extra income or growth. The use of derivatives could increase or reduce exposure to underlying assets and result in greater fluctuations of the Fund's net asset value. A derivative is a financial contract whose value is based on the value of a financial asset (such as a share, bond, or currency) or a market index.

Some funds invest in securities which are denominated in different currencies. Movements in currency exchange rates can affect the return of investments.

For further information on risks, please see the 'Risk Factors' section of the prospectus on our website at <https://global.vanguard.com>.

For more information contact your local sales team or:

Web: <http://global.vanguard.com>

Transfer Agent (Europe): Tel. +353 1 241 7144

Client Services (Europe): Tel. +44 (0)203 753 4305

Email: european_client_services@vanguard.co.uk

Important information

This is a marketing communication.

For professional investors only (as defined under the MiFID II Directive) investing for their own account (including management companies (fund of funds) and professional clients investing on behalf of their discretionary clients). Not to be distributed to the public.

For further information on the fund's investment policies and risks, please refer to the prospectus of the UCITS and to the KID before making any final investment decisions. The KID for this fund is available in local languages, alongside the prospectus via Vanguard's website <https://global.vanguard.com/>.

The information contained in this document is not to be regarded as an offer to buy or sell or the solicitation of any offer to buy or sell securities in any jurisdiction where such an offer or solicitation is against the law, or to anyone to whom it is unlawful to make such an offer or solicitation, or if the person making the offer or solicitation is not qualified to do so. The information in this document is general in nature and does not constitute legal, tax, or investment advice. Potential investors are urged to consult their professional advisers on the implications of making an investment in, holding or disposing of [units/shares], and the receipt of distribution from any investment.

Vanguard Investment Series plc has been authorised by the Central Bank of Ireland as a UCITS and has been registered for public distribution in certain EEA countries and the UK. Prospective investors are referred to the Funds' prospectus for further information. Prospective investors are also urged to consult their own professional advisers on the implications of making an investment in, and holding or disposing shares of the Funds and the receipt of distributions with respect to such shares under the law of the countries in which they are liable to taxation.

The Manager of Vanguard Investment Series plc is Vanguard Group (Ireland) Limited. Vanguard Asset Management, Limited is a distributor of Vanguard Investment Series plc.

The Manager of the Ireland-domiciled funds may determine to terminate any arrangements made for marketing the shares in one or more jurisdictions in accordance with the UCITS Directive, as may be amended from time to time.

For investors in Ireland-domiciled funds, a summary of investor rights can be obtained via

<https://www.ie.vanguard/content/dam/intl/europe/documents/en/vanguard-investors-rights-summary-irish-funds-jan22.pdf> and is available in English, German, French, Spanish, Dutch and Italian.

London Stock Exchange Group companies include FTSE International Limited ("FTSE"), Frank Russell Company ("Russell"), MTS Next Limited ("MTS"), and FTSE TMX Global Debt Capital Markets Inc. ("FTSE TMX"). All rights reserved. "FTSE", "Russell", "MTS", "FTSE TMX" and "FTSE Russell" and other service marks and trademarks related to the FTSE or Russell indexes are trademarks of the London Stock Exchange Group companies and are used by FTSE, MTS, FTSE TMX and Russell under licence. All information is provided for information purposes only. No responsibility or liability can be accepted by the London Stock Exchange Group companies nor its licensors for any errors or for any loss from use of this publication. Neither the London Stock Exchange Group companies nor any of its licensors make any claim, prediction, warranty or representation whatsoever, expressly or impliedly, either as to the results to be obtained from the use of the FTSE Indexes or the fitness or suitability of the Indexes for any particular purpose to which they might be put. The Industry Classification Benchmark ("ICB") is owned by FTSE. FTSE does not accept any liability to any person for any loss or damage arising out of any error or omission in the ICB.

SEDOL and SEDOL Masterfile® are registered trademarks of the London Stock Exchange Group PLC.

SEDOL Data has been provided from the London Stock Exchange's SEDOL Masterfile®.