

## Investment Objective

DECALIA Sustainable SOCIETY fund is a multi-thematic global equity fund, investing in innovative sectors and disruptive companies shaping our society in the future.

## Fund features

- The fund invests in the 7 themes (**S**ecurity, **O**2 & Ecology, **C**loud & Digitalisation, **I**ndustrial 5.0, **E**lder & Well being, **T**ech Med, **Y**oung Generation) that will shape tomorrow's SOCIETY.
- ESG assessment is at the core of the fund's investment process and applied in an active way.
- The investment team applies the same proven investment process implemented over the last 5 years.
- Unique combination of 5 features: multi-thematic, active ESG, mid-cap bias, active risk management & barbell approach.

## Investment Team

- Alexander Roose  
Head of Equities, Co-Lead Portfolio Manager
- Quirien Lemey, CFA  
Co-Lead Portfolio Manager

## Key fund facts

Last NAV	EUR 105.39
Fund type	Equities
Investment zone	World
Share class currency	EUR
Fund AuM (Mn EUR)	157.2
Inception date	29/11/2021
Index	MSCI World Total Net Return EUR
Legal structure	Luxembourg SICAV
UCITS Status	Yes
Registration	LU, IT, ES, DE

◀ Lower risk  
Typically lower rewards

Higher risk ▶  
Typically higher rewards

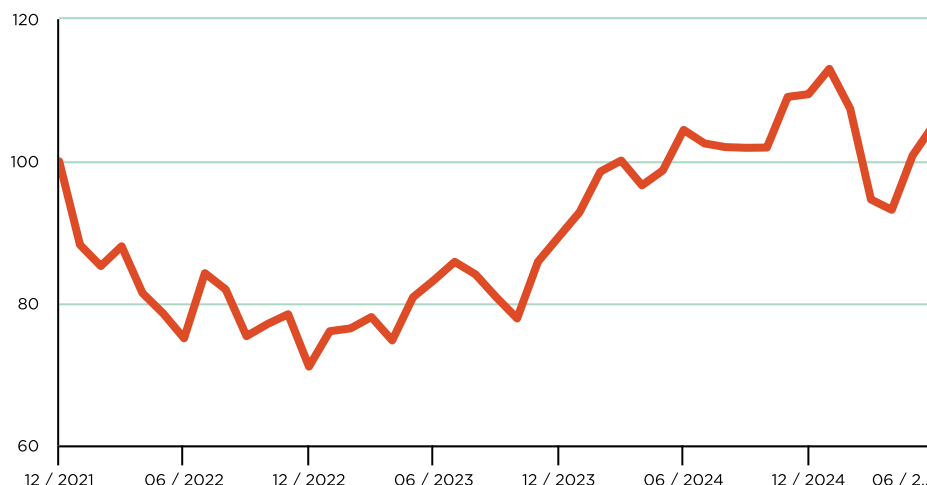
1	2	3	4	5	6	7
---	---	---	---	---	---	---

This current risk profile is based on historical data and may not be a reliable indication of the future risk profile of the Sub-Fund. The risk category shown is not guaranteed and may shift over time. The lowest category, which corresponds to Number 1, cannot be regarded as being risk-free. The Sub-Fund does not provide any capital guarantee or asset protection measures.

**Additional Risks** – Risks that could affect the fund's performance and are not necessarily fully reflected in the risk-return ratio including liquidity, counterparty, credit, derivative, operational and emerging markets risks.

# DECALIA Sustainable Society

## PERFORMANCE CHART



— DECALIA Sustainable SOCIETY R EUR P  
Rebased to 100. Source: DECALIA Sicav. Data as at 30.06.2025.

## PERFORMANCE & RISK MEASURES

Cumulative	Fund	Calendar year	Fund
YTD	-4%	2025 YTD	-4%
1M	4.2%	2024	22.5%
3M	11.1%	2023	25.7%
6M	-4%	2022	-28.9%
1Y	0.6%	2021	0.26%
3Y	39.9%		
Since inception (29/11/2021)	5.4%		
		Annualised risk measures*	Fund
		Volatility	20.26%
		Sharpe ratio	0.54
		Tracking error	7.45

\* 3-year annualised measures. No data available for funds under 3 years.

Past performance is not a reliable indicator of future results, prices of shares and the income from them may fall as well as rise and investors may not get back the amount originally invested. All fund performance data is calculated on a NAV to NAV basis, net income reinvested. The performance shown does not take account of any commissions entry or exit charges.

## LARGEST ABSOLUTE HOLDINGS

	Fund	Index
NVIDIA Corporation	8.1%	5.1%
Microsoft Corporation	7.3%	4.7%
Amazon.com, Inc.	4.2%	2.8%
Alphabet	3.8%	2.5%
TSMC	2.9%	0.0%
Vertiv Holdings	2.2%	0.1%
Lonza Group	1.7%	0.1%
Danaher	1.7%	0.2%
Take-Two Interactive	1.6%	0.1%
CyberArk	1.6%	0.0%

## LARGEST RELATIVE HOLDINGS

	Fund
Nvidia	3.0%
TSMC	2.9%
Microsoft Corporation	2.6%
Vertiv Holdings	2.1%
Lonza Group	1.7%
Take-Two Interactive	1.6%
CyberArk	1.6%
Kerry Group	1.5%
Danaher	1.5%
Mirion Technologies	1.5%

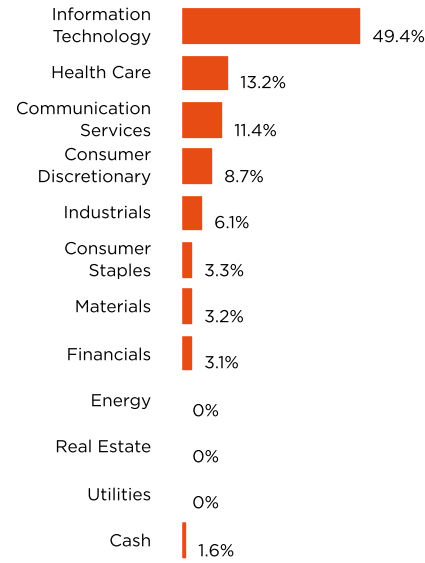
Administrative information

Fund manager	DECALIA SA
Auditors	PwC Luxembourg
Management company	FundPartner Solutions (Luxembourg) SA

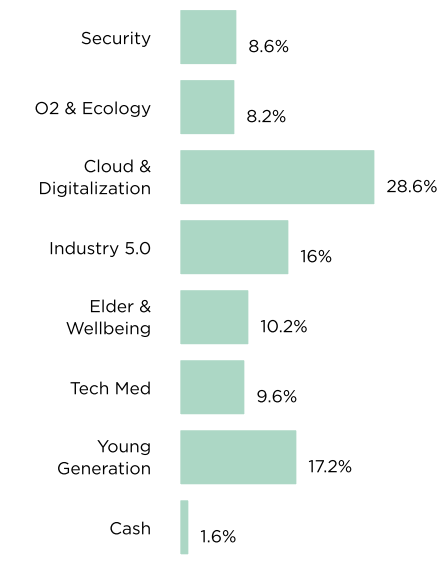
Dealing information

Liquidity	Daily
Trade date	T
Cut-off time	12:00 CET
Minimum investment	No Minimum
ISIN	LU2407358063

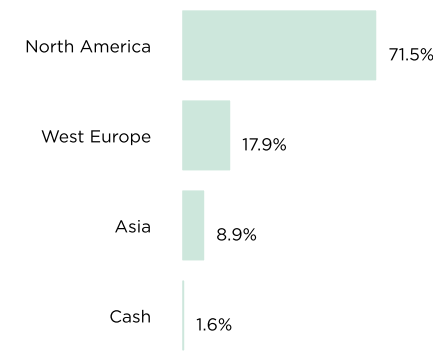
SECTORAL BREAKDOWN



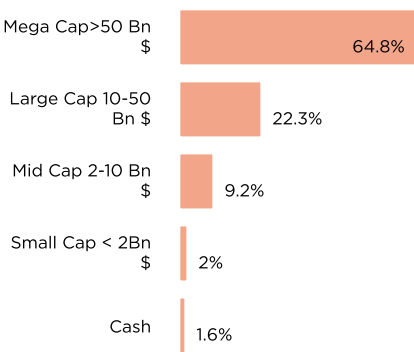
THEMATIC BREAKDOWN



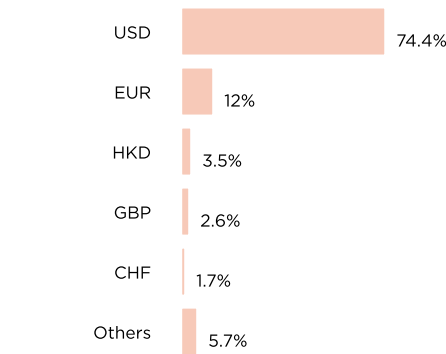
GEOGRAPHIC BREAKDOWN



MARKET CAP BREAKDOWN



NET CURRENCY EXPOSURE



Source: DECALIA Sicav. Data as at 30.06.2025.

This marketing document is issued by DECALIA SA. It is neither directed to, nor intended for distribution or use by, any person or entity who is a citizen or resident of or located in any locality, state, country or jurisdiction where such distribution, publication, availability or use would be contrary to law or regulation. Only the latest version of the fund's prospectus, regulations, Key Investor Information Document, annual and semi-annual reports may be relied upon as fund the basis for investment decisions. You should read the Prospectus and the Key Investor Information Document (KIID) for each fund in which you want to invest. These documents are available on [www.decaliagroup.com](http://www.decaliagroup.com) or at FundPartner Solutions (Europe) S.A., 15 Avenue J.F. Kennedy, L-1855 Luxembourg, or fee of charge from the representative in Switzerland. The information and data presented in this document are not to be considered as an offer or solicitation to buy, sell or subscribe to any securities or financial instruments. Information, opinions and estimates contained in this document reflect a judgment at the original date of publication and are subject to change without notice. Before making any investment decision, investors are recommended to ascertain if this investment is suitable for them in light of their financial knowledge and experience, investment goals and financial situation, or to obtain specific advice from an industry professional. Past performance is neither guarantee nor a reliable indicator of future results. This marketing material is not intended to be a substitute for the fund's full documentation or for any information which investors should obtain from their financial intermediaries acting in relation to their investment in the fund or funds mentioned in this document. Future performance is subject to taxation which depends on the personal situation of each investor and which may change in the future.

Paying agent in Switzerland: Banque Pictet & Cie SA, 60 route des Acacias, 1211 Genève, Suisse  
Representative in Switzerland: FundPartner Solutions (Suisse) S.A., Route des Acacias 60, 1211 Genève, Suisse  
The place of execution and jurisdiction in connection with the shares distributed in or from Switzerland is at the registered office of the Representative  
You can obtain a summary of investors rights to the following link : <https://www.group.pictet/media/sd/176b100ab205a6e6aef82b0250138f889675b903>