

This is a marketing communication. For Professional Clients and, in Switzerland, for Qualified Investors only. BNY Mellon Investments Switzerland GmbH is a financial services provider in Switzerland and is required to categorise clients, excluding financial intermediaries, in accordance with the Financial Services Act (FinSA). For the purposes of this communication, we have categorised you as a professional client. Professional clients are entitled to provide notification in writing if they wish to be re-categorised.

# BNY Mellon Global Infrastructure Income Fund

## INVESTMENT MANAGER

**NEWTON**  
Investment Management

Newton Investment Management: Newton seeks to deliver strong outcomes to its clients by taking an active, multidimensional and engaged investment approach, applied across its active equity, income, absolute-return (including fixed-income), multi-asset and thematic strategies, and strategies with sustainability characteristics.

The Fund transitioned investment manager on the 1<sup>st</sup> September 2021. Prior to this date it was managed by Mellon Investments Corporation, LLC.

## INVESTMENT OBJECTIVE

To maximise total returns from income and capital growth by gaining exposure to companies located worldwide that are engaged in infrastructure and related operations.

## PERFORMANCE BENCHMARK

The Fund will measure its performance against S&P Global Infrastructure NR Index (the "Benchmark").

The Fund is actively managed, which means the Investment Manager has absolute discretion to invest outside the Benchmark subject to the investment objective and policies disclosed in the Prospectus. However, as the Benchmark covers a significant proportion of the investable universe, the majority of the Fund's holdings will be constituents of the Benchmark but the weightings in the portfolio are not influenced by those of the Benchmark. The investment strategy does not restrict the extent to which the Investment Manager may deviate from the Benchmark.

## GENERAL INFORMATION

Total net assets (million) \$ 101.02  
Performance Benchmark S&P Global Infrastructure NR Index  
Lipper sector Lipper Global - Equity Theme - Infrastructure  
Fund type ICVC  
Fund domicile Ireland  
Fund manager Brock Campbell  
Base currency USD  
Currencies available EUR, USD, SGD, GBP, HKD  
Fund launch 13 Aug 2018  
Investment vehicle name BNY Mellon Global Funds, plc

## USD W (ACC.) SHARE CLASS DETAILS

Inception date 13 Aug 2018  
Min. initial investment \$ 15,000,000  
Annual mgmt charge 0.68%  
ISIN IE00BZ199B46  
Registered for sale in: AT, BE, CH, CL, CO, DE, DK, ES, FI, FR, GB, GG, HK, IE, IT, JE, LU, NL, NO, PE, PT, SE, SG, UY  
Costs incurred when purchasing, holding, converting or selling any investment, will impact returns. Costs may increase or decrease as a result of currency and exchange rate fluctuations.

## DEALING

09:00 to 17:00 each business day  
Valuation point: 22:00 Dublin time

## FUND RATINGS



Source & Copyright: Morningstar ratings © 2025 Morningstar. All Rights Reserved. Ratings are collected on the first business day of the month.

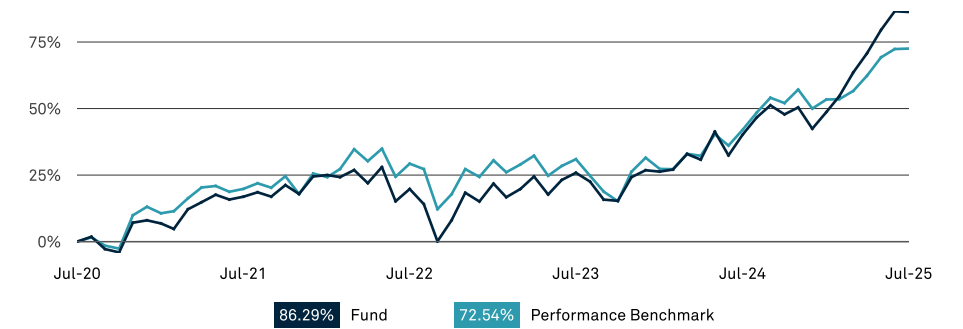
## PERFORMANCE DISCLOSURE

Past performance is not a guide to future performance. The value of investments and the income received can fall as well as rise and investors may not get back the original amount invested.

Please refer to the prospectus, KID and other fund documents for a full list of risks and before making any investment decisions. Documents are available in English and in selected local languages where the fund is registered. Go to [bny.com/](https://bny.com/) investments.

Returns may increase or decrease as a result of currency fluctuations.

## 5 YEAR CUMULATIVE PERFORMANCE (%)



## PERFORMANCE SUMMARY (%)

	1M	3M	YTD	1YR	Annualised		
					2YR	3YR	5YR
USD W (Acc.)	-0.14	9.12	30.80	32.89	21.62	15.85	13.24
Performance Benchmark	0.11	6.31	15.03	21.49	14.76	10.09	11.52

	2015	2016	2017	2018	2019	2020	2021	2022	2023	2024
Fund	-	-	-	-	18.82	-13.56	15.27	-7.56	10.21	12.30
Performance Benchmark	-12.17	11.45	19.07	-10.37	25.75	-6.49	11.04	-0.99	5.78	14.05

## ANNUAL PERFORMANCE TO LAST QUARTER END (%)

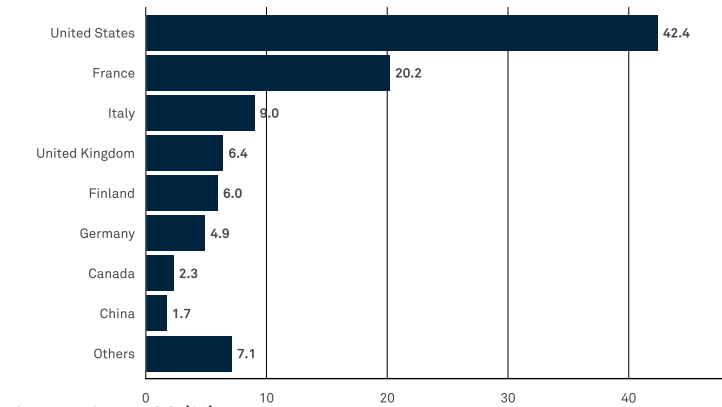
From	Jun 2020	Jun 2021	Jun 2022	Jun 2023	Jun 2024
To	Jun 2021	Jun 2022	Jun 2023	Jun 2024	Jun 2025
Fund	17.72	-0.57	6.96	7.49	40.91

Source: Lipper. Fund performance of this share class is calculated as total return, based on net asset value, including charges, but excluding initial charge, income reinvested gross of tax, expressed in share class currency.

The S&P Global Infrastructure NR Index is a product of S&P Dow Jones Indices LLC or its affiliates ("SPDJ") and has been licensed for use by BNY Investments. S&P®, S&P 500®, US 500, The 500, iBoxx®, iTraxx® and CDX® are trademarks of S&P Global, Inc. or its affiliates ("S&P"); Dow Jones® is a registered trademark of Dow Jones Trademark Holdings LLC ("Dow Jones"); BNY Investments' products are not sponsored, endorsed, sold or promoted by SPDJI, Dow Jones, S&P, their respective affiliates, and none of such parties make any representation regarding the advisability of investing in such product(s) nor do they have any liability for any errors, omissions, or interruptions of the S&P Global Infrastructure NR Index.

Copyright © 2025, S&P Dow Jones Indices LLC. All rights reserved.

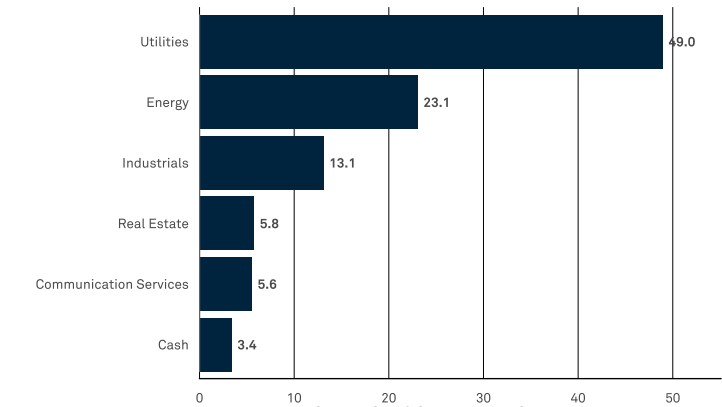
GEOGRAPHICAL ALLOCATION (%)



TOP 10 HOLDINGS (%)

	Fund
Hess Midstream LP Class A	8.2
ONEOK, Inc.	7.4
Enel SpA	6.8
Fortum Oyj	6.2
Omega Healthcare Investors, Inc.	6.0
Bouygues SA	5.5
ENGIE S.A.	4.8
Antero Midstream Corp.	4.5
Orange SA	4.4
Pennon Group Plc	3.8

INDUSTRIAL ALLOCATION (%)




FUND STATISTICS - 3 YEARS

Jensen Alpha	0.40
Beta	1.06
Correlation	0.94
Annualised Information Ratio	0.84
Annualised Sharpe Ratio	0.59
Annualised Tracking Error	6.10
R²	0.88
Annualised Standard Deviation	16.94
Maximum Drawdown	-16.40
VaR Normal 95%	-6.80

Source: BNY Mellon Investment Management EMEA Limited

SUMMARY RISK INDICATOR (SRI) - USD W (ACC.)



The Summary Risk Indicator is a number between 1 and 7 shown on all PRIIPs Key Information Documents (PRIIPs KID) to allow investors to compare funds’ risk and reward profiles. 1 is the lowest and 7 is the highest.

The risk category was calculated using historical performance data (or indicative fund performance during periods of suspension) and may not be reliable indication of the fund’s future risk profile. The fund’s risk category is not guaranteed to remain fixed. Please see the PRIIPs KID for more information.

HISTORIC YIELD (AS AT 30 JUNE 2025)

Share class	Yield
USD W (Acc.)	4.02%

Historic yield is derived from the total dividends paid by the fund over the last twelve months. Yields are shown on a net basis, do not include any initial charge, and investors may be subject to tax on distribution.

IMPORTANT INFORMATION

**For Professional Clients and, in Switzerland, for Qualified Investors only. Investment Managers are appointed by BNY Mellon Investment Management EMEA Limited (BNYMIM EMEA), BNY Mellon Fund Managers Limited (BNYMFML), BNY Mellon Fund Management (Luxembourg) S.A. (BNY MFML) or affiliated fund operating companies to undertake portfolio management activities in relation to contracts for products and services entered into by clients with BNYMIM EMEA, BNY MFML or the BNY Mellon funds.** Portfolio holdings are subject to change, for information only and are not investment recommendations. Calls may be recorded. For more information visit our Privacy Policy. BNY is the corporate brand of The Bank of New York Mellon Corporation and may be used to reference the corporation as a whole and/or its various subsidiaries generally.

BNY Mellon Global Funds, plc (BNYMGF), is an open-ended investment company with variable capital (ICVC), with segregated liability between sub-funds. Incorporated with limited liability under the laws of Ireland and authorised by the Central Bank of Ireland as a UCITS Fund. The Management Company is BNY Mellon Fund Management (Luxembourg) S.A. (BNY MFML), regulated by the Commission de Surveillance du Secteur Financier (CSSF). Registered address: 2-4 Rue Eugène Ruppert L-2453 Luxembourg. Information on investor rights including the complaints handling policy and investor redress mechanisms is available at [bny.com/investments](https://bny.com/investments).

The Manager may terminate the arrangements made for the marketing of one or more sub-funds of BNYMGF in one or more EU Member States and shareholders will receive prior notification in this event.

BNYMGF is authorised overseas but not in the UK. The Financial Ombudsman Service is unlikely to be able to consider complaints related to BNYMGF, its sub-funds, its operator or its depositary. Any claims for losses relating to the operator and the depositary of BNYMGF are unlikely to be covered under the compensation scheme. A prospective investor should consider getting financial advice before deciding to invest and should see the BNYMGF prospectus for more information.

In **Switzerland**, the Company is established as an open-ended umbrella type investment company under Irish law and the Sub-funds are authorised by FINMA for distribution to non-qualified investors in or from Switzerland. The Swiss representative and paying agent is REYL & Cie Ltd, Rue du Rhône 4, CH-1204 Geneva. Investors in Switzerland can obtain the documents of the Company, such as the Prospectus, the KIDs, the Memorandum and Articles of Association, the semi-annual and annual reports, each in their latest version as approved by FINMA, in English, and further information free of charge from the Swiss representative.

Issued in **Europe (ex-Switzerland)** by BNY Mellon Fund Management (Luxembourg) S.A. (BNY MFML), a public limited company (société anonyme) incorporated and existing under Luxembourg law under registration number B28166 and having its registered address at 2-4 Rue Eugène Ruppert L-2453 Luxembourg. BNY MFML is regulated by the Commission de Surveillance du Secteur Financier (CSSF). Issued in **Switzerland** by BNY Mellon Investments Switzerland GmbH, Bäregasse 29, CH-8001 Zürich, Switzerland.

MIS0036-311225

Issued on 12/08/2025