



GF SUSTAINABLE FUTURE PAN-EUROPEAN GROWTH

Institutional Acc EUR Class (A5) - Fund Factsheet - Covering the month of November 2023

Peter Michaelis & Martyn Jones

The Fund

The Fund aims to achieve capital growth over the long term (five years or more) through investment in sustainable securities, mainly consisting of European equities. For full investment objective and policy details please refer to the Prospectus.

Key information

Class Launch Date	14.03.01
Comparator Benchmark 1	MSCI EUROPE
Fund Size [^]	€152.8m
Number of Holdings	47
Active Share*	86.37%
SRI ¹	4
Investment Style	Active

[^]Fund AUM shown is in the base currency of the fund.

Ratings and awards

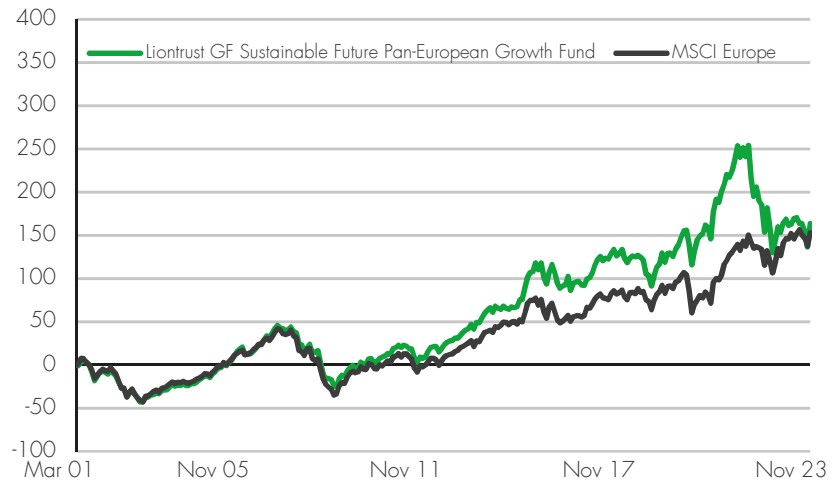


Our experienced fund management team

Peter Michaelis and Martyn Jones have combined industry experience of more than 34 years and are part of a team of 16 investment professionals. The team joined Liontrust as part of the acquisition of Alliance Trust Investments (ATI) in April 2017 and were previously running the Sustainable Future Fund range at Aviva Investors. Peter was previously Head of SRI at Aviva Investors. Martyn was at Alliance Trust for five years, initially as a graduate trainee and then as an analyst with the Sustainable Investment team.

Past Performance does not predict future returns

Performance since fund launch date (%)



Discrete years' performance (%)

To previous quarter 12 months ending:	Sep 23	Sep 22	Sep 21	Sep 20	Sep 19
Liontrust GF Sustainable Future Pan-European Growth Fund	10.7	-32.4	31.5	10.9	5.5
MSCI Europe Index	19.2	-11.0	28.8	-7.8	5.7

Cumulative performance (%)

	1 month	3 months	6 months	YTD	1 year	3 years	5 years	Since inception
Liontrust GF Sustainable Future Pan-European Growth Fund	11.5	0.0	-2.2	4.0	1.4	-4.9	29.5	163.7
MSCI Europe Index	6.4	1.0	2.9	11.7	7.8	29.5	45.6	153.0









Source: Financial Express, as at 30.11.23, total return, net of fees, income reinvested

Key risks: Past performance does not predict future returns. You may get back less than you originally invested. Further Key Risks can be found on the 3rd page.

*The fraction of a fund invested differently to its benchmark. A 100% active share is a fund with no holdings in the benchmark, a 0% active share is a fund identical to the benchmark. ¹Summary Risk Indicator. Please refer to the PRIIP KID for further detail on how this is calculated. The Luxcellence-Liontrust SF Pan-European Equity Fund, was launched on 14 March 2001, and merged with the Liontrust GF Sustainable Future Pan-European Growth Fund on 19 October 2018. The performance record of the Fund starts on 14 March 2001.











GF SUSTAINABLE FUTURE PAN-EUROPEAN GROWTH

Sector breakdown (%)

Financials	24.7	
Information Technology	19.2	
Industrials	14.6	
Healthcare	13.7	
Consumer Discretionary	11.7	
Consumer Staples	4.9	
Communication Services	4.1	
Materials	3.5	

■ Fund ■ MSCI Europe

Geographic breakdown (%)

United Kingdom	27.2	
Germany	15.8	
Switzerland	11.1	
Denmark	8.9	
Sweden	7.3	
Netherlands	7.0	
France	4.1	
Luxembourg	4.0	
Other	11.0	
Cash and Derivatives	3.5	

Top 10 holdings (%)

ASML	4.0	Equity
3i Group	3.6	Equity
London Stock Exchange	3.2	Equity
lifco	3.0	Equity
Alcon AG	3.0	Equity
Topicus.Com Inc.	3.0	Equity
Haleon Plc.	2.8	Equity
Tryg A/S	2.8	Equity
SAP SE	2.8	Equity
Roche	2.6	Equity

Allocation (%)

Equity	96.5
Cash and Derivatives	3.5

Additional information

Minimum initial investment	€5,000,000
Minimum additional investment	€1,000
Ex-dividend date	01-Jan 01-Jul
Sedol code	BYWSV62
ISIN code	IE00BYWSV628

Risk ratios

Annualised over 36 months

Alpha	-11.31%
Beta	1.28
Information Ratio	-0.98
Tracking Error	10.02%

Annualised over 260 weeks

Volatility	19.07%
Benchmark volatility	18.08%

Where the Fund has a short track record, the ratios shown may be based upon the historic data of the Fund as well as a representative fund or the ratio may be calculated over a shorter time period.

Charges

Initial charge	Up to 5.00%
Ongoing Charges Figure*	0.95%
Included within the OCF is the Annual Management Charge**	0.75%

*The Ongoing Charges Figure (OCF) covers all aspects of operating a fund during the course of its financial year. These include the annual charge for managing the fund, administration and independent oversight functions, such as trustee, depository, custody, legal and audit fees and the ongoing costs of underlying investments including open and closed ended collective investment schemes. The OCF **excludes** portfolio transaction costs except for an entry/exit charge paid by the Fund when buying or selling units in another fund. This will have an impact on the realisable value of the investment, particularly in the short term. **These are the annual costs of running and managing the Fund.

GF SUSTAINABLE FUTURE PAN-EUROPEAN

Important information

Key Risks: We recommend this fund is held long term (minimum period of 5 years). We recommend that you hold this fund as part of a diversified portfolio of investments. All investments will be expected to conform to our social and environmental criteria. Overseas investments may carry a higher currency risk. They are valued by reference to their local currency which may move up or down when compared to the currency of the Fund. The Fund may, under certain circumstances, invest in derivatives, but it is not intended that their use will materially affect volatility. Derivatives are used to protect against currencies, credit and interest rate moves or for investment purposes. There is a risk that losses could be made on derivative positions or that the counterparties could fail to complete on transactions. The use of derivatives may create leverage or gearing resulting in potentially greater volatility or fluctuations in the net asset value of the Fund. A relatively small movement in the value of a derivative's underlying investment may have a larger impact, positive or negative, on the value of a fund than if the underlying investment was held instead. The use of derivative contracts may help us to control Fund volatility in both up and down markets by hedging against the general market. The Fund may encounter liquidity constraints from time to time. The spread between the price you buy and sell shares will reflect the less liquid nature of the underlying holdings. Outside of normal conditions, the Fund may hold higher levels of cash which may be deposited with several credit counterparties (e.g. international banks). A credit risk arises should one or more of these counterparties be unable to return the deposited cash. Counterparty Risk: any derivative contract, including FX hedging, may be at risk if the counterparty fails. The issue of units/shares in Liontrust Funds may be subject to an initial charge, which will have an impact on the realisable value of the investment, particularly in the short term. Investments should always be considered as long term.

Disclaimer: This document provides information about the Liontrust GF Sustainable Future Pan-European Growth Fund ('the Fund'). Non-UK individuals: This document is issued by Liontrust International (Luxembourg) S.A., a Luxembourg public limited company (société anonyme) incorporated on 14 October 2019 and authorised by and regulated as an investment firm in Luxembourg by the Commission de Surveillance du Secteur Financier ("CSSF") having its registered office at 18, Val Sainte Croix, L-1370 Luxembourg, Grand Duchy of Luxembourg and registered with the Luxembourg trade and companies register under number B.238295. UK individuals: This document is issued by Liontrust Fund Partners LLP (2 Savoy Court, London WC2R 0EZ), authorised and regulated in the UK by the Financial Conduct Authority (FRN 518165) to undertake regulated investment business. The Fund qualifies as an undertaking for collective investment in transferable securities ("UCITS") and has obtained recognition under the European Communities Directive for marketing in certain member states in the European Economic Area. This document does not constitute or form part of, and should not be construed as, an invitation to buy or sell shares and neither this document nor anything contained or referred to in it shall form the basis of, or be relied on in connection with, any offer or commitment whatsoever. The value of shares and the income generated from them can fall as well as rise and are not guaranteed; investors may not get back the amount originally subscribed. Investors should not purchase the Fund referred to in this document except on the basis of information contained in the Fund's Prospectus. We recommend that investors who are not professional investors should contact their professional adviser. The Fund's Prospectus and Key Investor Information Document (KIID) and/or PRIIP/KID are available from www.liontrust.eu or direct from Liontrust. The decision to invest in a fund should take into account all the characteristics and objectives of the fund (inclusive of sustainability features) as described in the prospectus. Further information can be found here: <https://www.liontrust.eu/sfdr>. The investment being promoted is for units in a fund, not directly in the underlying assets. For interested parties in Switzerland the Memorandum and Articles of Association, the Prospectus, the Key Information Document as well as the Annual Reports and, if applicable, the Semi-Annual Reports may be obtained free of charge from the Swiss Representative. In Switzerland the Swiss Representative is: ACOLIN Fund Services AG, Leutschenbachstrasse 50, CH-8050 Zurich, Switzerland and the Swiss Paying Agent is: Banque Cantonale Vaudoise, Place St-François 14, CH-1003 Lausanne, Switzerland.