

ODDO BHF Future of Finance

30 APRIL 2025

CN-EUR - Eur | *Thematic Equities - Global Financials*

Assets Under Management	28 M€	Morningstar™ Category:	① ② ③ ④ ⑤ ⑥ ⑦
NAV per Unit	119.68€	Sector Equity Financial Services	Risk scale (1)
Evolution vs M-1	-3.12€ ★★	Rating at 4/30/25	6 8 9
			SFDR Classification ²

Countries in which the fund is authorised for distribution to the public:

FR IT CHE DEU ESP

PORTFOLIO MANAGERS

Christophe SANCHEZ, Elghali ELBAKKALI

MANAGEMENT COMPANY

ODDO BHF AM SAS

KEY FEATURES

Recommended investment horizon: 5 Years

Inception date (1st NAV): 7/26/18

Inception date of the fund: 8/10/07

Legal structure	FCP
ISIN code	FR0013297512
Bloomberg code	ODEBCNE FP
Dividend policy	Accumulation unit
Minimum (initial) investment	1 thousandth of a unit
Management company (by delegation)	-
Subscriptions/redemptions	11:15am D
Valuation	Daily
Management fees	Maximum 1.25% of assets, inclusive of tax.
Performance fees	20% (inclusive of tax) of the Fund's outperformance relative to the benchmark, once past underperformance over the previous five years has been fully offset and provided that the Fund's absolute return is positive.
Subscription fees	4 % (maximum)
Redemption fees	Nil
Management fees and other administrative or operating costs	1.25 %
Transaction fees received by the Management Company	Transaction fees are listed in the prospectus and may be applied in addition to the fees shown above.

INVESTMENT STRATEGY

ODDO BHF Future of Finance is a global equity fund invested in companies that benefit from the mutations of the financial industry. The fund invests without geographical constraints in various financial themes: banking, payment and transaction services, specialist financial services and disruptive financial companies (among others). A top-down approach and bottom-up fundamental analysis are carried out to identify the most relevant and best positioned companies. The fund seeks to be permanently invested in equities with the objective of long-term capital growth.

Benchmark : MSCI ACWI Financials Index NR in EUR

Net annual performance (12-months rolling)												
from	04/19		04/20		04/21		04/22		04/23		04/24	
to	04/20		04/21		04/22		04/23		04/24		04/25	
FUND	-36.2%		51.8%		-8.5%		-3.0%		21.4%		23.0%	
Benchmark	-38.1%		50.4%		6.9%		-4.0%		24.3%		18.0%	
Calendar performance (from January 01 to December 31)												
	2019		2020		2021		2022		2023		2024	
FUND	18.2%		-21.3%		30.9%		-17.5%		9.1%		36.4%	
Benchmark	13.5%		-24.4%		35.1%		-3.9%		11.6%		32.6%	
Cumulative and annualized net returns												
	Annualized performance			Cumulative performance								
	3 years	5 years	Inception	1 month	YTD	1 year	3 years	5 years	Inception			
FUND	13.1%	15.0%	2.7%	-2.5%	1.3%	23.0%	44.8%	101.2%	19.7%			
Benchmark	12.1%	17.8%	3.9%	-4.1%	-2.5%	18.0%	40.9%	126.6%	29.8%			
Past performance is not an indication of future results. Performance may vary over time.												
Annualized volatility												
							1 year	3 years	5 years			
FUND							20.4%	18.4%	23.3%			
Benchmark							17.6%	15.5%	21.8%			

As no activity was recorded for the unit class from 07/06/2018 to 26/07/2018, no performance was recorded for that period. The Fund's investment strategy was changed on 15 September 2021. Performances recorded prior to this date are therefore not representative of the investment strategy currently in use. The benchmark was the STOXX Europe 600 Banks (Net Return) until 15th September 2021. Since 15th September 2021, the benchmark has been MSCI ACWI Financials Index (Net Return, €).

*The glossary of indicators used is available for download on www.am.oddo-bhf.com in the FUNDS section. | Sources : ODDO BHF AM SAS, Bloomberg, Morningstar®

(1) The summary risk indicator (SRI) is a guide to the level of risk of this product compared to other products. It shows how likely it is that the product will lose money because of movements in the market or because we are not able to pay you. It ranges from 1 (low risk) to 7 (high risk). This indicator is not constant and will change according to the fund's risk profile. The lowest category does not mean risk-free. Historical data, such as that used to calculate the SRI, may not be a reliable indication of the fund's future risk profile. There is no guarantee that the investment objectives in terms of risk will be achieved.

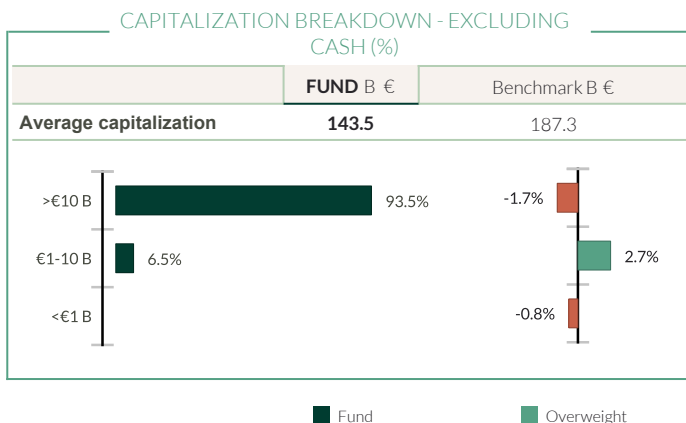
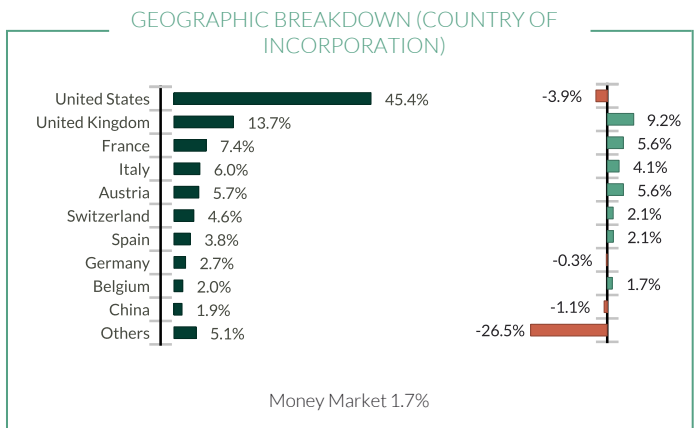
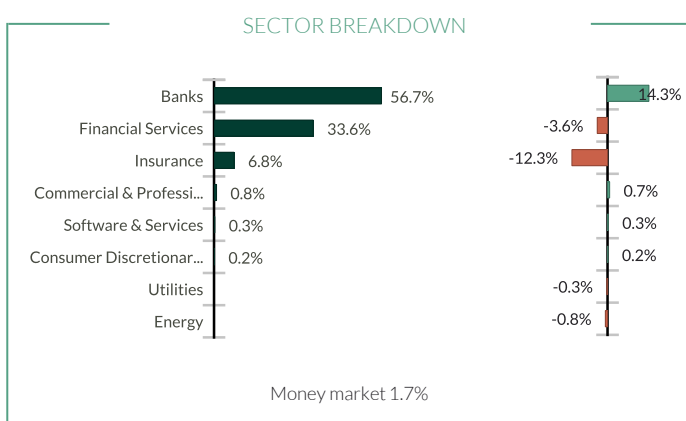
(2) Information on the EU Sustainable Finance Disclosure Regulation (SFDR) can be found in the SFDR classification(2) section of the document.

ODDO BHF Future of Finance

30 APRIL 2025

CN-EUR - Eur | Thematic Equities - Global Financials

Risk measurement	3 Years	5 Years
Sharpe ratio	0.49	0.66
Information ratio	0.11	-0.43
Tracking Error (%)	6.16	6.75
Beta	1.12	1.02
Correlation coefficient (%)	94.78	95.74
Jensen's Alpha (%)	-0.33	-3.29



■ Fund ■ Overweight ■ Underweight against benchmark

Main portfolio holdings				
	WEIGHT IN THE FUND (%)	Weight in the benchmark (%)	Country	Sector
Hsbc Holdings Plc	5.45	1.44	United Kingdom	Banks
Jpmorgan Chase & Co	5.34	5.00	United States	Banks
Wells Fargo & Company	4.49	1.70	United States	Banks
Bank Of America Corp	4.41	1.98	United States	Banks
Banco Santander Sa	3.78	0.77	Spain	Banks
Kkr & Co Inc -A	3.69	0.52	United States	Financial Services
Barclays Plc	3.26	0.41	United Kingdom	Banks
Morgan Stanley	3.10	1.01	United States	Financial Services
Goldman Sachs Group Inc	3.08	1.25	United States	Financial Services
Bawag Group Ag	3.03	-	Austria	Banks

ODDO BHF Future of Finance

30 APRIL 2025

CN-EUR - Eur | Thematic Equities - Global Financials

MONTHLY MANAGEMENT COMMENT

Donald Trump's announcement in early April of much higher-than-expected tariffs pushed market volatility to levels not seen since the COVID period. Despite the "Trump put" making a partial appearance, with the President deciding to place a 90-day pause on tariffs, uncertainty remains high and the risk of recession in the US has increased significantly. US markets ended the month down slightly (S&P 500: -0.76%). As for Europe, the IMF downgraded its growth forecasts and economic indicators for the Euro Zone came in below expectations. European equity markets likewise ended the month lower (Stoxx 600: -1.21%).

With regard to central banks, the ECB lowered its deposit rate by 25 bps to 2.25%. In a change of tone, it also saw monetary policy as less restrictive – although the central bank said its approach would remain data-dependent. The Bank of Canada meanwhile kept rates unchanged at 2.75%, in line with expectations. Finally, the Bank of Japan decided to maintain the status quo at 0.5% despite persistent inflation, while halving its growth forecast for this year as a result of trade tensions.

The main contributors (with a weighting of more than 0.5% of AuM) to the fund's performance were: 1) Swissquote (+14.64%), 2) Robinhood (+12.15%), 3) Coinbase (+11.97%), 4) Commerzbank (+10.73%) and 5) Société Générale (+10.17%). The heaviest drags on the fund's performance were: 1) Western Alliance (-13.76%), 2) Chubb (-9.96%), 3) Bank of America (-9.16%), 4) Citigroup (-8.45%), and 5) BlackRock (-8.19%).

The current backdrop remains generally buoyant for banks worldwide as they continue to benefit from healthy margins on deposits, a cost of risk that remains low, attractive valuations (particularly for European banks) and generous shareholder payouts (dividends and buybacks).

At the end of April, 76.3% (vs. 77.0% last month) of the fund was invested in value stocks and 22.1% (vs. 21.4% last month) in growth stocks, with 1.6% held as cash (vs. 1.6% a month earlier). The increase in our exposure to growth stocks (compared with our reduced exposure to value stocks) is explained by the fact that we took advantage of market opportunities to strengthen our positions in certain companies, particularly those in the payments sector. In addition, we took profits on several value stocks (banks and insurers that have performed well since the start of the year).

In terms of portfolio changes, we increased our exposure to Bawag, Fiserv, HSBC, ING, Julius Baer, Shopify, UBS and Wells Fargo. At the same time, we reduced our exposure to Allianz, AXA, Chubb, Commerzbank, EQT, Erste Bank, JP Morgan, MercadoLibre, Royal Bank of Canada, Goldman Sachs, Prudential and Visa, while closing our position in China Merchants Bank.

RISKS:

The fund is exposed to the following risks: risk of capital loss, equity risk, risk associated with discretionary management, currency risk, risk associated with commitments on forward financial instruments, counterparty risk, risks associated with portfolio concentration, liquidity risk of underlying assets, risk associated with holding small and medium capitalisations, emerging markets risk, Sustainability risk and on an ancillary basis interest rate risk, credit risk

SFDR CLASSIFICATION²

The EU Sustainable Finance Disclosure Regulation (SFDR) is a set of EU rules which aim to make the sustainability profile of funds transparent, more comparable and better understood by end investors. Article 6: The management team does not consider sustainability risks or adverse effects of investment decisions on sustainability factors in the investment decision making process. Article 8: The management team addresses sustainability risks by integrating ESG criteria (Environment and/or Social and/or Governance) into its investment decision making process. Article 9: The management team follows a strict sustainable investment objective that significantly contributes to the challenges of the ecological transition, and addresses Sustainability Risks through ratings provided by the Management Company's external ESG data provider.

DISCLAIMER

This document has been drawn up by ODDO BHF AM SAS. Potential investors should consult an investment advisor before subscribing to the fund. The investor is informed that the fund presents a risk of capital loss, but also many risks linked to the financial instruments/strategies in the portfolio. In case of subscription, investors must read the Key Information Document (KID) and the fund's prospectus in order to acquaint themselves with the detailed nature of any risks incurred and all costs. The value of the investment may vary both upwards and downwards and may not be returned in full. The investment must be made in accordance with investors' investment objectives, their investment horizon and their capacity to deal with the risk arising from the transaction. ODDO BHF AM SAS cannot be held responsible for any direct or indirect damages resulting from the use of this document or the information contained in it. This information is provided for indicative purposes and may be modified at any moment without prior notice. Any opinions presented in this document result from our market forecasts on the publication date. They are subject to change according to market conditions and ODDO BHF AM SAS shall not in any case be held contractually liable for them. The net asset values presented in this document are provided for indicative purposes only. Only the net asset value marked on the transaction statement and the securities account statement is authoritative. Subscriptions and redemptions of mutual funds are processed at an unknown asset value.

A summary of investor rights is available free of charge in electronic form in English language on the website at : https://am.oddo-bhf.com/France/en/non_professional_investor/infos_reglementaire. The fund may have been authorized for distribution in different EU member states. Investors are advised to the fact that the management company may decide to withdraw with the arrangements it has made for the distribution of the units of the fund in accordance with Article 93a of Directive 2009/65/EC and Article 32a of Directive 2011/61/EU.

The Key Information Document (DEU, ESP, FR, GB, ITL) and the prospectus (FR, GB) are available free of charge from ODDO BHF AM SAS or at am.oddo-bhf.com or at authorized distributors. The annual and interim reports are available free of charge from ODDO BHF AM SAS or on its internet site am.oddo-bhf.com.

The complaints handling policy is available on our website am.oddo-bhf.com in the regulatory information section. Customer complaints can be addressed in the first instance to the following e-mail address: service_client@oddo-bhf.com. The fund is licensed for sale in Switzerland. The Key Information Document, the prospectus, the annual and interim reports for Switzerland can be obtained free of charge from the Swiss Representative and paying agent, RBC INVESTOR SERVICES BANK, succursale de Zürich, Bleicherweg 7, 8027 Zürich, Switzerland.