

La Française Protectaux T C EUR

Registered in:  FR  ES

KEY FIGURES

NAV: 1,110.99€

Fund size: €4.30M

SYNTHETIC RISK INDICATOR



INVESTMENT HORIZON



CHARACTERISTICS

Legal form: UCITS fund

AMF Classification: Bonds and other debt securities in Euros

Inception date: 08/12/2017

Benchmark: Solactive bund daily inverse index since 02/14/2020

Benchmark change: until 08/31/18 : Short JPM German Bund Index then from 09/12/2018 : Lyxor Bund Daily (-1x) Inverse UCITS ETF until 02/13/2020

Allocation of distributable amounts: Capitalization

Currency: EUR

Valuation frequency: Daily

Clients: All subscribers

Major risks not taken into account by the indicator: counterparty risk, impact of techniques such as derivative investments

COMMERCIAL INFORMATION

ISIN code: FR0013289485

Bloomberg Ticker: LFPPTCE FP Equity

Cut-off time: D before 11:00 am CET

Settlement: D+2 business days

Eligibility for PEA: No

Max. subscription fees: 0%

Max. redemption fees: 0%

Management fees and other administrative and operating expenses: 0.61%

Custodian: BNP Paribas SA

Administrator: BNP Paribas SA

Management company: Crédit Mutuel Asset Management

Portfolio Manager(s): Fabien DE LA GASTINE

The benchmark is effective from 11/26/2020. It is to be considered for information between 02/14/2020 and 11/26/2020.

INVESTMENT STRATEGY

The fund aims to achieve a return (net of fees) superior to that of its benchmark index, the Solactive Bund Daily (-1x) Inverse Index, over the recommended investment period of two years. In other words, the objective of the La Française Protectaux fund is to achieve positive performance against a backdrop of rising eurozone 10-year interest rates, with a recommended investment period of two years.

NET PERFORMANCES

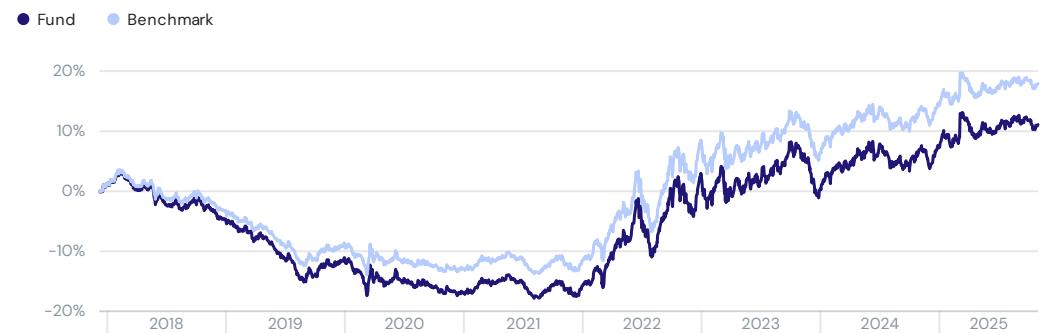
The figures quoted relate to previous years. Past performance is not a reliable indication of future performance. This performance does not take into account the fees and costs for the issue and redemption of units.

	Cumulative	1 month	3 months	YTD	1 year	3 years	5 years	Inception
Fund		-0.65%	-0.21%	3.61%	3.89%	11.38%	33.72%	11.10%
Benchmark		-0.46%	-0.09%	3.21%	3.70%	12.65%	35.95%	17.91%
	Annualized					3 years	5 years	Inception
Fund						3.65%	5.98%	1.34%
Benchmark						4.05%	6.33%	2.11%

HISTORICAL MONTHLY NET PERFORMANCES

		Jan.	Feb.	Mar.	Apr.	May	June	July	Aug.	Sept.	Oct.	Nov.	Dec.	Year
2025	Fund	1.12%	-0.45%	3.35%	-2.26%	0.69%	0.88%	0.52%	0.51%	-0.07%	-0.65%			-
	Benchmark	0.94%	-0.31%	2.81%	-2.04%	0.59%	0.82%	0.51%	0.26%	0.11%	-0.46%			-
2024	Fund	1.47%	2.69%	-0.69%	3.02%	1.10%	-1.09%	-1.52%	0.13%	-0.91%	2.52%	-2.46%	2.80%	7.07%
	Benchmark	1.31%	2.73%	-0.54%	2.83%	0.90%	-0.98%	-1.29%	0.17%	-0.85%	2.65%	-1.98%	2.50%	7.53%
2023	Fund	-3.04%	3.31%	-2.90%	0.38%	-0.11%	1.10%	1.11%	0.21%	3.85%	0.13%	-2.85%	-3.64%	-2.76%
	Benchmark	-2.76%	3.02%	-2.88%	0.39%	-0.14%	1.40%	0.79%	0.14%	3.37%	0.02%	-2.19%	-3.03%	-2.12%
2022	Fund	1.19%	1.19%	3.10%	3.38%	1.60%	1.94%	-6.00%	6.34%	4.79%	0.05%	-2.36%	5.75%	22.31%
	Benchmark	1.28%	1.16%	3.26%	3.19%	1.21%	1.84%	-5.79%	6.43%	5.02%	-0.05%	-1.72%	5.50%	22.82%
2021	Fund	0.36%	2.36%	-0.49%	0.70%	-0.09%	-0.80%	-2.54%	0.59%	1.63%	0.61%	-2.46%	1.62%	1.37%
	Benchmark	0.17%	2.18%	-0.51%	0.71%	-0.01%	-0.70%	-2.29%	0.59%	1.55%	0.96%	-2.54%	1.53%	1.53%

EVOLUTION OF PERFORMANCE SINCE INCEPTION



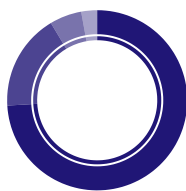
PERFORMANCE INDICATORS

	1 year	3 years	5 years	Over 5 years
Fund volatility	6.13%	7.93%	7.92%	Max. run-up: 37.61%
Sharpe ratio	0.24	0.02	0.54	Max. Drawdown: -9.89%
				Recovery: 56 days (the 26/09/2022)

La Française Protectaux T C EUR

ASSET TYPE

In % of AUM



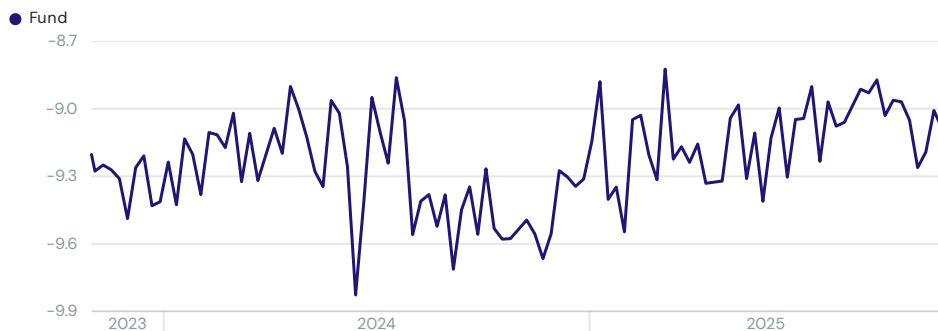
Money market instruments	74.06%
Fixed rate bonds	17.33%
Cash	5.74%
Money market funds	2.86%

MATURITY RANGE

Contribution to modified duration

0-1 year	0.23
7-10 years	-6.61
>15 years	-2.72

FUND MODIFIED DURATION (-9.09)



RISK INDICATORS

Modified duration	-9.09
Yield to maturity	2.00%
Weighted average life (years)	0.26
Average issuer rating	AA-

TOP PORTFOLIO HOLDINGS

Excluding cash

Bonds	Country	Sectors	Issuer rating	Weight
France, Republic Of 0,00 % 25/03/2026	France	Govies	AA-	20.77%
Btf 0,00 % 17/12/2025	France	Govies	AA-	17.40%
Btf 0,00% 28/01/2026	France	Govies	AA-	17.36%
Etat Français 0,00 % 25/02/2026	France	Govies	AA-	17.33%
France, Republic Of 0,00 % 19/11/2025	France	Govies	AA-	11.62%
Btf 0,00% 22/04/2026	France	Govies	AA-	6.91%

Number of holdings: 6 Top 10 holdings weight: 91.39%

La Française Protectaux T C EUR

DISCLAIMER

Disclaimer: Simplified and non-contractual document.

Document for the use of both non-professional and professional investors – Please read the disclaimer on the last page – Non contractual document. Before subscribing please refer to the fund prospectus available on the internet : www.creditmutuel-am.eu. Data : Crédit Mutuel Asset Management, Bloomberg

The information contained in this document (themes, investment process, portfolio holdings, etc.) is valid on the date indicated but is subject to change. No reference to a ranking rating or award constitutes a guarantee of future results and is not constant over time.

The information contained in this document does not constitute an offer or solicitation to invest, nor does it constitute investment advice, a recommendation on specific investments or legal advice. The figures are not contractually binding and are subject to change.

Information on the fund, including performance calculations and other data, is provided by the management company at the date of the document. These performances do not take into account fees and expenses relating to the issue and redemption of units or taxes. The value of investments and the income derived from them may go down as well as up and the investor may not get back the full amount originally invested. Changes in exchange rates may also affect the value of the investment. For this reason, and given the initial charges usually levied, an investment is not generally suitable as a short-term investment. Fees and expenses have an adverse effect on the fund's performance.

Past performance is no guarantee of future performance and is not constant over time. Investing in a UCI can be risky, the investor may not get back the money invested. If you wish to invest, a financial adviser will be able to help you assess the investment solutions that match your objectives, your knowledge and experience of the financial markets, your assets and your sensitivity to risk, and will also explain the potential risks.

The tax treatment of holding, acquiring or disposing of shares or units in a fund depends on the tax status or treatment specific to each investor and may be subject to change. Potential investors are strongly encouraged to seek advice from their own tax advisor.

Although every care has been taken in the preparation of this document, we make no representation or warranty of any kind, express or implied (including to third parties) as to the accuracy, reliability or completeness of the information contained herein. Any reliance placed on the information contained on this page shall be at the sole discretion of the recipient. This content does not provide sufficient information to support an investment decision.

The Key Information Document (KID), the management processes and the prospectus are available on the management company's website (www.creditmutuel-am.eu). The KID must be provided to the subscriber prior to each subscription.

Distribution of this document may be limited in certain countries. The UCI may not be marketed in all countries and the offer and sale of the UCI to certain types of investors may be restricted by the local regulatory authority

This UCI may not be offered, sold, marketed or transferred in the United States (including its territories and possessions), nor may it directly or indirectly benefit a US natural or legal person, US citizens or a US Person.

This document may not be reproduced or used without the express authorisation of the management company. The names, logos or slogans identifying the management company's products or services are the exclusive property of the management company and may not be used in any way whatsoever without the prior written consent of the management company.

Morningstar and/or Lipper ratings are subject to copyright. All rights reserved. The information presented: (1) is the property of Morningstar and/or Lipper and/or their information providers (2) may not be reproduced or redistributed (3) is presented without any guarantee of accuracy, completeness or timeliness. Neither Morningstar and/or Lipper nor its content providers shall be liable for any damages or losses arising from any use of this information.

Important information for investors in Germany

Information Agent and Paying Agent: BNP PARIBAS Securities Services S.A. – Frankfurt am Main branch, Europa-Allee 12, 60327 Frankfurt am Main

Important information for investors in Spain

Local representative: Allfunds Bank SA Calle Estafeta 6 – Complejo Plaza de la Fuente, Edificio 3, La Moraleja, Spain

Important information for investors in Italy

Local distributor: BNP PARIBAS Securities Services, Via Ansperto no. 5 20123 Milan, Italy

Important Information for investors in the United Kingdom

Information Agent and Paying Agent: BNP Paribas Securities Services London, 5 Moorgate, London EC2R 6PA United Kingdom

Important information for investors in Switzerland

Local Representative: ACOLIN Fund Services AG, Leutschenbachstrasse 50, CH-8050 Zurich and Local Paying Agent: NPB Neue Privat Bank AG, Limmatquai 1/am Bellevue, P.O.Box, CH-8024 Zurich.

Important information for investors in Singapore

The fund is not authorised under Section 286 of the Securities and Futures Act (Cap. 289) ("SFA") or recognised under Section 287 of the SFA, and the Fund is not permitted to be offered to the public. This material and any other document issued in connection with the offering or sale of Units is not a prospectus as defined in the SFA and will not be filed or registered as a prospectus with the Monetary Authority of Singapore. Legal liability under the SFA for the content of prospectuses does not apply. No offer or invitation to subscribe or purchase units may be made, nor may any document or other material (including but not limited to, such material) relating to the Fund may be disseminated or distributed – directly or indirectly – to any person in Singapore other than an institutional investor (as defined in Section 4A of the SFA) in accordance with Section 304 of the SFA. When an offer is made to institutional investors in accordance with Article 304 of the SFA, certain restrictions may apply to the shares acquired under such an offer.

SFDR Classification : The Sustainable Finance Disclosure Regulation aims to direct capital flows towards more responsible investments, to ensure transparency, consistency and quality of information for investors and thus to allow a comparison of the different investment vehicles. It applies to all financial market players but also to products.

3 categories of products:

1/ Automatically all funds are classified in Article 6, without sustainability objective.

2/ Article 8 applies for funds that promote ESG characteristics.

3/ Article 9 goes further, with a sustainable and measurable investment objective. That is, the funds invest in an activity that contributes to an environmental or social objective, such as reducing CO2 emissions or fighting inequality.

For more information on sustainability issues, please visit the management company's website (www.creditmutuel-am.eu)

Manager: Current management team, subject to change with time.

DEFINITIONS

The synthetic risk indicator makes it possible to assess the level of risk of this product compared to others. It indicates the likelihood of this product incurring losses in the event of market developments or our inability to pay you.

Volatility is a measure for the strength of fluctuation in the performance of the fund during a certain period. The higher it is the more volatile and therefore risky a fund is.

The Sharpe Ratio measures the average return earned in excess in dependency of the risk relative to a benchmark (risk-free rate). For the assessment of this key figure, the attainable riskfree yield is subtracted from the yield actually earned. The result is divided by the risk that has been taken by the fund. A Sharpe Ratio > 1 indicates that an excess yield compared to the riskfree money market investment has been earned. At the same time, it shows the ratio of this excess yield to the risk taken. In reverse, a negative Sharpe Ratio (<0) illustrates that the money market interest rate has not been outperformed.

Max.Drawdown: Historical maximum loss that would have been incurred by an investor who invested at the highest and exited at the lowest

The recovery is the time needed to recover the maximum loss (max drawdown).

Modified duration: makes it possible to measure the percentage change, upward or downward, of the price of a bond or of the net asset value of a bond UCITS, induced by a 1% fluctuation of market interest rates.