

31,48
Valor Liquidativo

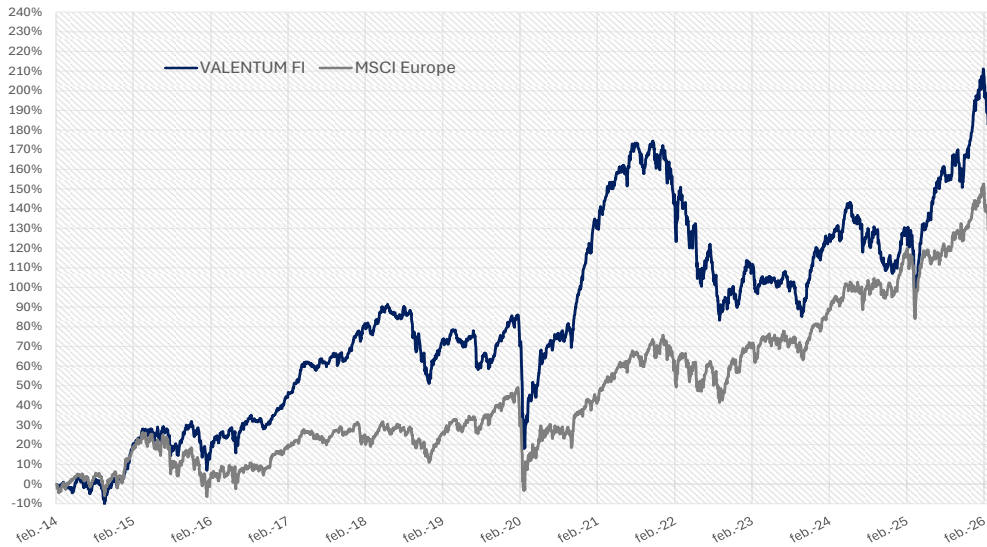
139,89 Mill
Patrimonio

9,43%
Rent. Mes

13,16%
Rent. Año

215,38%
Rent. Inicio

EVOLUCIÓN DEL FONDO FRENTE AL ÍNDICE DE REFERENCIA



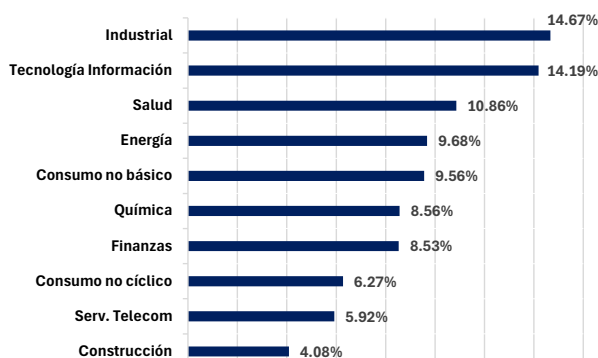
RENTABILIDAD MENSUAL vs ÍNDICES PRINCIPALES

Evolución	Ene	Feb	Mar	Abr	May	Jun	Jul	Ago	Sep	Oct	Nov	Dic	Año
2014			0.2%	-1.9%	2.3%	0.4%	-2.5%	1.9%	0.4%	-1.7%	3.3%	1.7%	3.7%
2015	4.1%	11.2%	2.6%	1.2%	1.1%	-2.2%	2.6%	-6.1%	-1.9%	9.1%	3.5%	-2.3%	23.8%
2016	-7.5%	-2.2%	6.7%	-0.1%	3.1%	-4.9%	7.6%	1.9%	-1.3%	-1.3%	1.3%	3.1%	5.5%
2017	1.9%	4.8%	4.4%	4.3%	2.2%	-1.1%	2.2%	-1.1%	2.9%	-0.4%	-0.7%	3.9%	25.9%
2018	3.8%	2.5%	-2.8%	3.1%	2.8%	-0.0%	-1.4%	3.1%	-1.0%	-9.0%	-3.8%	-5.5%	-8.8%
2019	6.5%	3.8%	-0.2%	3.2%	-3.5%	1.3%	1.1%	-7.7%	0.7%	1.5%	6.0%	2.7%	15.7%
2020	0.1%	-5.8%	-20.8%	12.1%	3.6%	5.8%	1.8%	3.8%	0.2%	-1.9%	14.4%	7.5%	17.1%
2021	2.9%	5.7%	5.2%	4.4%	1.8%	1.4%	2.2%	2.1%	-3.8%	2.3%	-1.7%	2.4%	27.6%
2022	-3.9%	-4.6%	-1.0%	-3.9%	-1.6%	-12.7%	6.3%	-4.5%	-9.7%	4.2%	3.1%	-2.8%	-28.2%
2023	7.6%	0.3%	-3.7%	1.4%	-1.0%	0.6%	2.1%	-2.2%	-4.9%	-1.8%	9.2%	6.4%	13.8%
2024	-0.0%	2.3%	1.9%	-0.7%	6.2%	-3.9%	-0.3%	-1.0%	-0.1%	-6.7%	-1.7%	-0.7%	-5.0%
2025	6.8%	1.3%	-4.5%	0.3%	6.4%	5.8%	4.6%	0.6%	0.6%	2.2%	1.3%	4.2%	33.2%
2026	6.9%	4.0%	-6.9%	9.4%	-	-	-	-	-	-	-	-	13.2%

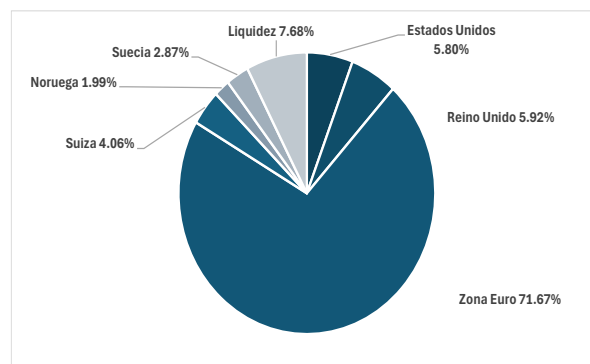
Evolución en EUR	VALENTUM	MSCI Europe	Euro STOXX 50	IBEX 35	S&P 500	DJ Industrial Average	Russell 2000
Desde Inicio (28/02/2014)	215.4%	145.4%	153.4%	183.4%	465.7%	366.7%	228.7%
2026	13.2%	4.2%	2.4%	4.4%	5.8%	3.9%	13.3%
CAGR desde inicio	9.9%	7.7%	7.9%	8.9%	15.3%	13.5%	10.3%
Volatilidad	12.8%	13.3%	16.1%	15.7%	17.5%	15.8%	22.8%

* Rentabilidades de todos los índices en EUR.

DISTRIBUCIÓN POR SECTORES



DISTRIBUCIÓN GEOGRÁFICA



DATOS DEL FONDO

DENOMINACIÓN

Valentum FI

SOCIEDAD GESTORA

Valentum Asset Management, SGIC, SA

GESTORES

Luis de Blas / Jesús Domínguez

DEPOSITARIO

Caceis Bank Spain SAU

AUDITOR

EY

ESTRUCTURA LEGAL

UCITS IV

NÚMERO DE REGISTRO CNMV

4710

POLÍTICA DE INVERSIÓN

Renta Variable Global

ISIN

ES0182769002

DIVISA

Euro

DIVIDENDOS

Acumulación

COMISIÓN GESTIÓN

1,35%

COMISIÓN RESULTADOS

9,00%

COMISIÓN DEPOSITARIA

0,04%

COMISIÓN SUSCRIPCIÓN/REEMBOLSO

No existe

INVERSIÓN MÍNIMA

No existe

CÓDIGO BLOOMBERG

VALNTUM SM EQUITY