



**EDMOND  
DE ROTHSCHILD**

# EDR SICAV - FINANCIAL BONDS CR-EUR / CRD-EUR

FINANCIAL DEBT SICAV

FUND SIZE : EUR 2,598.02 mil.


All investors

: AT BE CH DE ES FR GB LU PT

Restricted registration / Qualified investors

: CL IT SG

**Risk Indicator (SRI)**



The risk indicator SRI rates this fund on a scale of 1 to 7. This indicator is used to assess the level of risk of this product in comparison to other funds and a category 1 rating does not mean that the investment is risk free. In addition, it indicates the likelihood that this product will incur losses in the event of market movements or our inability to pay you. This indicator assumes that you hold the product until the end of the recommended holding period of this fund. The actual risk may be very different if you choose to exit before the end of the recommended holding period of this Fund.

**Administrative information**

- Inception date :** 10/03/2008
- Legal form :** SICAV
- Recommended investment period :** 3 years
- Fund domicile :** France
- Management Company :** Edmond de Rothschild Asset Management (France)
- Valuation :** Daily
- Administration :** CACEIS Fund Admin.
- Decimalised :** 3 decimals
- Depository :** Edmond de Rothschild (France)
- Initial minimum subscription :** 1 Share
- Subscription & Redemption conditions :** Daily before 12.30 pm C.E.T. on day's net asset value

**Information by Share**

	CR - EUR	CRD - EUR
<b>Net asset value (EUR) :</b>	123.90	102.41
<b>Class creation date :</b>	10/01/2018	26/03/2019
<b>ISIN code :</b>	FR0013307691	FR0013409067
<b>Bloomberg code :</b>	EDRFCRE FP	EDFBCDR FP
<b>Distribution :</b>	Accumulation	Distribution
<b>Latest coupon :</b>	-	4.04 on the 08/01/2026

**Annual expense ratio \*\***

	CR - EUR	CRD - EUR
<b>Ongoing fees :</b>	<b>0.76%</b>	<b>0.76%</b>
Management fees :	0.65%	0.65%
Other fees :	0.11%	0.11%
<b>Outperformance fees :</b>	<b>0.59%</b>	<b>0.52%</b>
20% of the outperformance the benchmark index		
<b>Entry charge maximum :</b>	<b>1%</b>	<b>1%</b>
<b>Exit charge maximum :</b>	<b>no</b>	<b>no</b>
<b>Transaction fees :</b>	<b>0.15%</b>	<b>0.15%</b>

Transaction fees are not collected by the management company. They are calculated on the date of the last financial year.

\*\* Expenses: not all expenses are included, please refer to the KID/prospectus for more details. For definitions of expenses, please refer to the DEFINITIONS AND METHODOLOGIES.

**Fund Managers**

Julien de SAUSSURE, Benjamine NICKLAUS, Miguel RAMINHOS

The portfolio managers presented in this document may not be the same over the entire life of the product.

**INVESTMENT OBJECTIVE**

The Product's objective is to outperform the benchmark index over the recommended investment period, which comprises 80% of the ICE BofA Euro Financial index and 20% of the ICE BofA Contingent Capital index, through a portfolio that is primarily invested in bonds issued by international financial institutions. The Product applies a dedicated ESG strategy based on the analysis of non-financial criteria that are taken into account when selecting the portfolio's securities. The Product is managed actively, which means that the Manager makes investment decisions in line with the Product's investment policy with a view to achieving the Product's objectives. This active-management process entails taking decisions regarding the selection of assets, regional allocations, sectoral views and overall market exposure. The Manager is in no way limited by the composition of the benchmark index in the positioning of the portfolio, and the Product may not hold all the components of the benchmark index, or even any of the components in question at all. The fund may diverge wholly or significantly from the benchmark index or, occasionally, very little.

**PERFORMANCES**

**Performance (Basis 100 - Net of fees)**

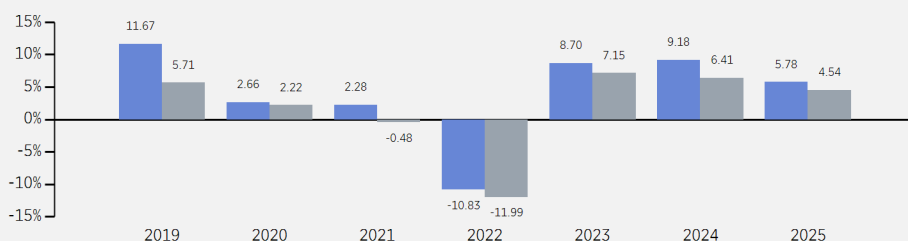


**Benchmark (Index):** 80% ICE BofA Euro Financial + 20% ICE BofA Contingent Capital Index Hedged en EUR

The benchmark has changed since this product was created. The performance data for the benchmark has been chain-linked in order to take the successive changes into account.

*Past performance and volatility are not indicative of future performance and volatility and are not constant over time. In particular, they may be independently affected by changes in exchange rates. The performance data does not take into account costs and fees incurred on the issue and redemption of units, but does include ongoing charges, intermediary fees and any performance fees charged.*

**Calendar year performances (Net of fees)**



**Rolling performance as of 30 January 2026 (Net of fees)**

	1 month	YTD	1 year	3 years	5 years	10 years	Since inception
Cumulative Share (CR)	0.95	0.95	5.72	23.12	15.82	-	23.90
Cumulative Index	0.83	0.83	4.60	17.48	5.44	-	12.23
Annualized Share (CR)	-	-	-	7.18	2.98	-	2.69
Annualized Index	-	-	-	5.52	1.06	-	1.44

**Statistics (Rolling periods)**

	1 year	3 years	5 years	Since 10/01/2018 (month. perf.)	
Volatility of the share (%)	2.47	4.29	6.04	% of positive performances	67.71
Volatility of the index (%)	1.84	3.14	5.02	Minimum return (%)	-12.03
Tracking error (%)	1.16	1.93	2.20	Maximum return (%)	6.83
Sharpe ratio of the share	1.47	0.97	0.21		
Sharpe ratio of the index	1.36	0.80	-0.13		
Information ratio	0.96	0.86	0.87	Share (CR)	Index
Alpha	0.00	0.02	0.15	Maximum drawdown (%)	-21.66 / -16.24
Beta	1.20	1.24	1.13	Payback period	471 day(s) / 600 day(s)
R2	0.80	0.83	0.88		
Correlation	0.89	0.91	0.94		

Not weekly for periods of less than 2 years and not monthly over 2 years.

**Actuarial data** (weighted averages) Calculated in the fund's currency, which may differ from the share's currency.

Yield (1)	Spread	Maturity (2)	Duration	Modified Duration	Coupon	Rating (2/3)
3.98	173.62	4.34	3.64	3.53	6.17	BBB-

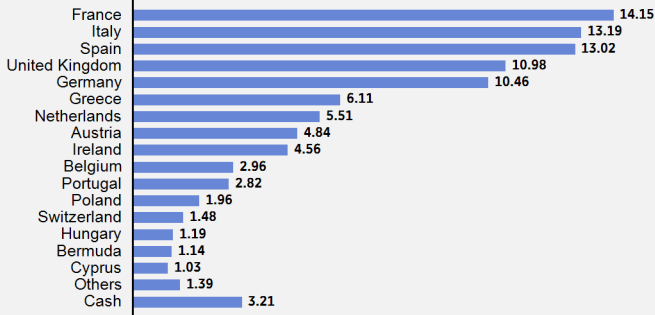
(1) The lowest of the two actuarial rates (call and maturity) - The actuarial yield includes interest rate derivatives

(2) Analyses calculated excluding derivatives on the scope of interest rate instruments

(3) Calculated excluding unrated securities - Ratings source: Second best (S&P, Moody's, Fitch) Long-term credit rating

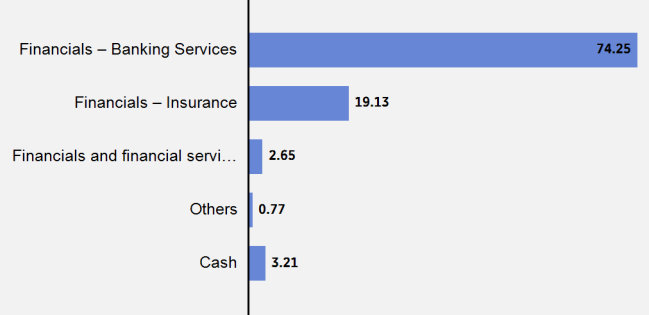
**Country breakdown (excluding derivatives)**

(Basis 100) (% of Net Assets)



**Sector breakdown (excluding derivatives)**

(Basis 100) (% of Net Assets)



**Rating breakdown**

	% of Net Assets
AAA	0.43
AA	0.05
A	6.54
BBB	48.49
BB	41.78
B	2.65

Ratings source: Second best (S&P, Moody's, Fitch) Long-term credit rating

**Breakdown by maturity to next call (excluding derivatives)**

	% of Net Assets
< 3 months	0.04
3 - 6 months	0.68
6 months - 1 year	2.11
1 - 3 years	29.61
3 - 5 years	32.11
5 - 7 years	23.79
7 - 10 years	11.66

**Breakdown by level of seniority (excluding derivatives)**

	% of Net Assets
COCO	48.79
Tier 2	42.66
Senior	5.25
Others	0.10
Cash	3.21

**Top holdings (excluding monetary assets)**

10 Main holdings (Number of holdings : 250)

	Rating	Yield	Expo (%NA)	Parent
MILPW 5.308 09/25/29	BBB-	3.33	0.97	Banco Comercial Portugues SA
ATHORA 5 7/8 09/10/34	BBB-	4.75	0.92	Athora Holding Ltd
BGAV 6 3/4 02/24/34	BBB	3.28	0.92	BAWAG Group AG
IKB 6.53 01/31/28	BBB-	3.62	0.91	Lone Star Global Acquisitions
AARB 5 5/8 12/12/34	BB+	4.09	0.90	Aareal Bank AG
TPEIR 7 1/4 04/17/34	BB	3.43	0.90	Piraeus Bank SA
BKIR 6 3/8 PERP	BB	4.89	0.88	Bank of Ireland Group PLC
BCPPL 4 3/4 03/20/37	BBB-	3.77	0.88	Banco Comercial Portugues SA
BOCHLN 4 1/4 09/18/36	BB+	4.04	0.88	Bank of Cyprus Holdings PLC
SOGESA 6 1/2 05/16/44	BBB	4.18	0.88	Société Générale
<b>Total</b>			<b>9.03</b>	

More detailed reporting is available on request

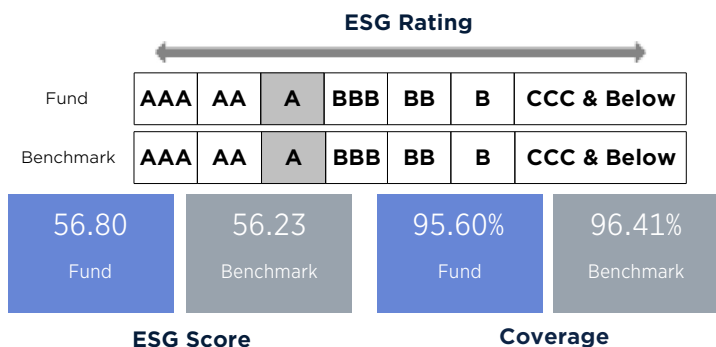


**Art. 8**  
SFDR Classification

- Exclusion
- SRI Label
- Best-in Universe
- Best-in Class

Sustainable investment	Minimum commitment (%)	20.00
	Current proportion (%)	82.22

Please refer to the responsible investment policy available in English at the address <https://am.edmond-de-rothschild.com>, page "Sustainability/ Resources".



**Benchmark (Index) :** 80% ICE BofA Euro Financial + 20% ICE BofA Contingent Capital Index  
 ESG score: source EdRAM/MSCI; ESG score on a scale from 0 (worst score) to 100 (best score).  
 ESG rating: source EdRAM/MSCI; translation of the ESG score into an ESG rating on a scale from AAA (best) to C (worst).

## HISTORICAL DATA

### Benchmark modification history since 10 years

#### Date

From 01/07/2021	20% ICE BofA Contingent Capital Index Hedged in EUR 80% ICE BofA Euro Financial
From 10/01/2018	BofA Merrill Lynch Euro Financial (EUR)

## RISKS

The risks listed below are not exhaustive (Please refer to the prospectus for more details):

#### Capital risk

The Sub-fund does not guarantee or protect the capital invested, so investors may not recover the full amount of the capital they initially invested, even if they retain the shares for the duration of the recommended investment period.

#### Credit risk

The main risk linked to debt securities and/or money market instruments such as treasury bills (BTFs and BTANs) or short-term negotiable securities is that of issuer default, due either to the non-payment of interest and/or the non-repayment of capital. Credit risk is also associated with the downgrading of an issuer. Unitholders are reminded that the net asset value of the UCITS is likely to fall if a total loss is recorded on a financial instrument following default by an issuer. The inclusion of debt securities in the portfolio, whether directly or through UCIs, exposes the UCITS to the effects of variations in credit quality.

#### Inflation risk

The sub-fund will be exposed to risks linked to inflation, i.e. an overall rise in prices. The level of inflation affects changes in interest rates and therefore money market instruments.

#### Interest rate risk

The exposure to interest rate products (debt securities and money market instruments) makes the Sub-fund sensitive to interest rate fluctuations. Interest rate risk might result in a fall in the value of the security and thus the net asset value of the Sub-fund in the event of a change in the yield curve.

#### Risks related to contingent convertible bonds (CoCo)

CoCos are subordinated debt securities issued by credit institutions or insurance or reinsurance companies that are eligible for inclusion in their capital requirement and that have the specific feature of potentially being converted into shares or having their par value reduced (write-down mechanism) in response to a trigger, as previously defined in the prospectus. A CoCo includes an option to convert into shares at the initiative of the issuer in the event that their financial situation deteriorates. In addition to the inherent interest rate and credit risk involved with bonds, activating the conversion option may cause the value of the CoCo to decrease by an amount greater than that recorded on other traditional bonds of the issuer. Under the conditions set out by the CoCo concerned, certain trigger events may lead to the main investment and/or accrued interest permanently depreciating to zero, or to the conversion of the bond into a share.

#### Sector risk

The UCITS carries a sector risk as a result of the fact that it invests in securities in one business sector: the energy, commodities and natural resources sector. Should this market fall, there will also be a fall in the net asset value.

## DEFINITIONS AND METHODOLOGIES

The definitions and methodologies below are not exhaustive and are available in more detail at [https://medianet.edmond-de-rothschild.fr/edram/pdf/Methodology\\_en.pdf](https://medianet.edmond-de-rothschild.fr/edram/pdf/Methodology_en.pdf) and if applicable at <https://funds.edram.com/> in the fund's downloadable documentation.

**Volatility** : The volatility of a security is the difference between performance and average performance and therefore makes it possible to gauge the consistency of performance obtained. It comprises a measure of risk. If this is zero, the individual performances are identical. The higher it is, the greater the difference between individual performances.

**Tracking error** : The tracking error (available if the fund has a benchmark index) shows the volatility of a fund's relative performance against that of its benchmark. It shows the difference between performances and their average and so makes it possible to gauge the consistency of relative performance. The lower the tracking error, the closer the fund's performance is to that of its benchmark.

**Alpha** : The alpha (available if the fund has a benchmark index) corresponds to the fund's average performance. More specifically, it measures the fund managers' added value while cancelling out market influence, which cannot be controlled. This measure is expressed as a percentage.

**Sharpe ratio** : The Sharpe ratio shows the fund's outperformance against a zero-risk interest rate, adjusted for fund volatility.

**Transaction fees** : Transaction costs represent the cost of buying and selling the underlying investments for this Product. The actual amount will vary depending on the volumes bought and sold. They remunerate the financial intermediaries involved in the chain of placing and processing orders on the market. This fee is not collected by the management company.

**Management fees and other fees** : Ongoing charges represent the costs we incur each year in managing this Product. This percentage is based on the actual costs of the previous year. They remunerate all parties involved in the financial and administrative management of the fund. They include, on the one hand, financial management fees and, on the other hand, other fees (operating expenses, other administrative costs, costs incurred as a result of holding collective investment undertakings (CIUs), as well as interest expenses).

**Outperformance fees** : Performance fees reward the financial management for its ability to generate outperformance. They are calculated by comparing the performance of the Product's share with that of an indexed reference asset, over the relevant calculation period. This fee is payable even in the event of a decrease in the Net Asset Value, as long as this decrease is less than that of the benchmark index. The calculation method is described in the prospectus.

## PRODUCT DISCLAIMER

This document was issued on 30/01/2026 by Edmond de Rothschild Asset Management (France) - 47 rue du Faubourg Saint-Honoré - 75401 Paris Cedex 08 - France ; A limited company with executive and supervisory boards and capital of 11,033,769 eur - AMF approval number GP 04000015 - 332.652.536 R.C.S. Paris - [www.edr.com](http://www.edr.com).

Global Distributor : Edmond de Rothschild Asset Management (France)

EdR SICAV - Financial Bonds is a sub-fund of the Investment Company with Variable Capital (SICAV) EdR SICAV incorporated in France and authorised by the AMF. This fund is an Undertaking for Collective Investment in Transferable Securities (UCITS).

This document has no contractual value and is intended for information purposes only. Any reproduction or use of all or part of its contents is strictly prohibited without the authorization of the Edmond de Rothschild Group.

The information contained in this document does not constitute an offer or solicitation to trade in any jurisdiction in which such offer or solicitation is unlawful or in which the person making such offer or solicitation is not qualified to act. This document does not constitute and should not be construed as investment, tax or legal advice, nor as a recommendation to buy, sell or continue to hold any investment. The Edmond de Rothschild Group shall not be held liable for any investment or divestment decision taken on the basis of the information contained in this document.

This document has not been reviewed or approved by any regulator in any jurisdiction. Regulations concerning the way in which this fund may be marketed vary from country to country. The fund presented herein may not be registered and/or authorized for sale in your country of residence. If you have any doubts about your ability to subscribe to this fund, please contact your professional advisor.

The figures, comments, forward looking statements and other information contained in this presentation reflect the Edmond de Rothschild Group's view of the markets, their development and their regulations, taking into account its expertise, the economic context and the information available to date. They may no longer be relevant on the day the investor reads them. Consequently, the Edmond de Rothschild Group shall not be held responsible for the quality or accuracy of economic information and data provided by third parties. The information on companies should not be considered as an opinion of the Edmond de Rothschild Group on the foreseeable development of these securities and, where applicable, on the foreseeable development of the price of the financial instruments they issue. This information does not constitute a recommendation to buy or sell these securities. The composition of the portfolio may change over time.

Any investment involves specific risks. Investors are therefore advised to ensure that any investment is suitable for their personal circumstances by seeking independent advice where appropriate. Investing in a fund means that you become an owner of shares or units of the fund, and not of the underlying assets that the fund may hold.

Investors must consider all the characteristics or objectives of this product, including sustainability aspects (if applicable), before investing. In addition, investors should read the prospectus, the Key Information Document (KID) and/or any other document required by local regulations, which is provided prior to any subscription and is available in English and/or French and/or any official language on the website <https://funds.edram.com> or free of charge on request.

A summary of investors' rights in English and/or French can be obtained at the following link: <https://www.edmond-de-rothschild.com/media/g5fm1hx/edram-en-main-rights-of-investors.pdf>.

The Management Company may decide to cease marketing this Fund in accordance with Article 93a of Directive 2009/65/EC and Article 32a of Directive 2011/61/EU. "Edmond de Rothschild Asset Management" or "EdRAM" is the trading name of the asset management entities of the Edmond de Rothschild Group.

Tax treatment depends on the individual situation of each client and may be modified at a later date.

The Management Company may pay as remuneration a proportion of the financial management costs of the fund to intermediaries such as investment firms, insurance companies, management companies, marketing intermediaries, distributors or distribution platforms with whom an agreement has been signed in the context of the distribution, placement of the units of the fund or the establishment of relations with other investors. This remuneration is variable and depends on the business relationship in place with the intermediary and on the improvement of the quality of the service provided to the client for which the beneficiary of this remuneration can justify. The remuneration may be a flat fee or calculated on the basis of the net assets subscribed as a result of the intermediary's action. The intermediary may or may not be a member of the Edmond de Rothschild Group. Each intermediary shall communicate to the client, in accordance with the regulations applicable to it, all useful information on costs and fees and its remuneration.

This document is not intended for citizens or residents of the United States of America or "US Persons" as that term is defined in "Regulation S" of the US Securities Act of 1933. No investment products presented here are permitted for sale under the Securities Act of 1933 or any other regulation applicable in the United States. Accordingly, no investment product may be offered or sold directly or indirectly in the United States of America to residents and citizens of the United States of America or to "US Persons".

**Switzerland:** The sub-fund mentioned in this document has been approved by the Swiss Financial Market Supervisory Authority (FINMA) and can therefore be offered in Switzerland to non-qualified investors.

Prospectuses, annual and half-yearly reports, Key Information Documents (KID), articles of association (or regulations if applicable) can be obtained free of charge and upon simple request from the Swiss Representative or downloaded from the site <https://funds.edram.com>.

Representative and paying agent: Edmond de Rothschild (Suisse) S.A. 18, rue de Hesse, 1204 Geneva, Suisse.

**Spain:** EdR SICAV is registered with the CNMV under number 1801.

**United Arab Emirates (UAE):** Edmond de Rothschild (Middle East) Limited is a Dubai International Financial Centre ("DIFC") Company, registered under CL6232 and regulated by the Dubai Financial Services Authority ("DFSA") with reference number F007577. This document relates to a fund which is not subject to any form of regulation or approval by the DFSA. This offering circular is intended for distribution only to persons classified as Professional Clients or Market Counterparties in accordance with the DFSA Conduct of Business Rules and must not be delivered to, or relied on by, any other type of person. This document is for the exclusive use of the persons to whom it is addressed and in connection with the subject matter contained therein. The DFSA has no responsibility for reviewing or verifying any document or other documents in connection with this fund. Accordingly, the DFSA has not approved this document or any other associated documents nor taken any steps to verify the information set out in this offering circular and has no responsibility for it. The investment opportunities to which this document relates may be illiquid and/or subject to restrictions on their resale. Prospective purchasers should conduct their own due diligence on the investment. If you do not understand the contents of this document, you should consult your relationship manager or an authorized financial adviser. In relation to its use in the DIFC, this document is strictly private and confidential and is being distributed to a limited number of investors and must not be provided to any person other than the original recipient and may not be reproduced or used for any other purpose. The interests in the international units may not be offered or sold directly or indirectly to the public in the DIFC. The investment may be illiquid and/or subject to restrictions on their resale.

Unless otherwise indicated, the sources used in this document are those of the Edmond de Rothschild group.

Third Party Data: The investor acknowledges that Edmond de Rothschild uses data provided by third parties for its analyses and services. Edmond de Rothschild has the right to rely on this data without prior verification and does not guarantee its accuracy or completeness. MSCI data is for internal use only and must not be reproduced without prior written permission. It is indicative and without warranty. See <https://www.msci.com/notice-and-disclaimer-for-reporting-licenses>.

© Copyright Edmond de Rothschild. All rights reserved.