

Invesco Nippon Small/Mid Cap Equity Fund

Z-Accumulation Shares

SEDOL: BCGCVV1 | ISIN: LU0955863096 | Bloomberg code: INVPNZJ LX

Why invest in this fund

- 1 Our key philosophy of "buy small today but big tomorrow" allows investors to capitalise on the dynamic growth of Japanese companies.
- 2 We offer small/mid-cap specialist insights, where every stock in the fund is hand-picked by the Tokyo-based Japanese small/mid cap growth portfolio manager.
- 3 We believe our clients can benefit from on-the-ground bottom-up fundamental research. This, along with one-on-one meetings, can unearth growth opportunities in the under-researched small/mid-gap space in our view.

This marketing communication is for Professional investors and may also be used by financial intermediaries in the United States, as defined in the important information section. Investors should read the legal documents prior to investing.

Investment risks

For complete information on risks, refer to the legal documents. The value of investments and any income will fluctuate (this may partly be the result of exchange rate fluctuations) and investors may not get back the full amount invested. Investments in small and medium sized companies involve greater risks than those customarily associated with larger companies.

Fund objective

The objective of the Fund is to achieve long-term capital growth by investing in small to medium sized Japanese companies and to a lesser extent in large Japanese companies. For the full objectives and investment policy please consult the current prospectus. The investment concerns the acquisition of units in an actively managed fund and not in a given underlying asset.

Fund overview

| | |
|----------------------------------|--------------------------------------|
| Portfolio managers (Fund tenure) | Yukihiro Hattori (2020) |
| Total net assets | JPY 16,083.65 million |
| Original fund launch date | 02 January 1991 |
| Share class launch date | 21 August 2013 |
| Reposition date | N/A |
| Legal status | Luxembourg SICAV with UCITS status |
| Share class currency | JPY |
| Current NAV | JPY 3,852.00 |
| Benchmark index | Russell/Nomura Small Cap Index (JPY) |

Top 10 holdings


(% of total market value)

| | Fund |
|---------------------------|------|
| Nisshinbo Holdings | 2.7 |
| BuySell Technologies | 2.6 |
| Anritsu | 2.5 |
| Maruwa/Aichi | 2.4 |
| Nihon M&A Center Holdings | 2.4 |
| Oki Electric Industry | 2.4 |
| CyberAgent | 2.3 |
| Fukuoka Financial Group | 2.3 |
| GMO internet group | 2.3 |
| Nichias | 2.2 |

Portfolio characteristics

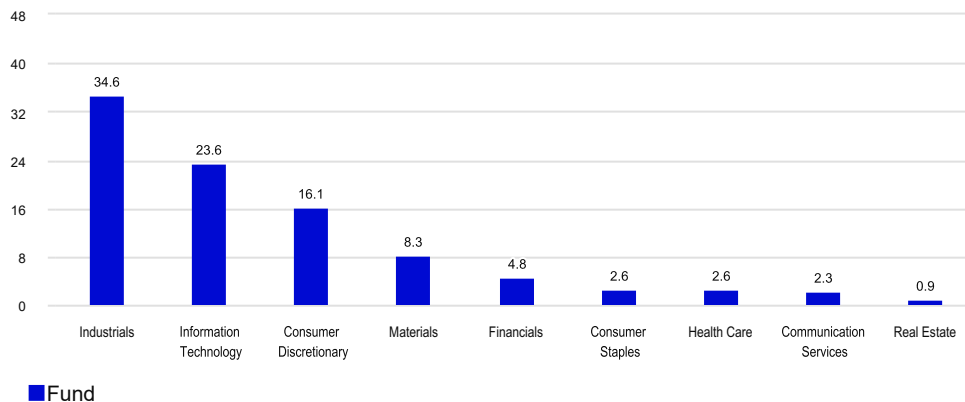
| | |
|--------------------------|------------------------|
| Total number of holdings | 75 |
| Weighted avg market cap | JPY 573,348.11 million |

Risk indicator

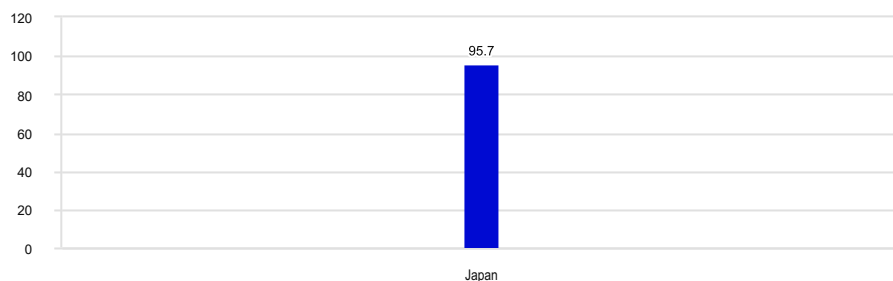


The Risk indicator is subject to change and is correct based on the data available at the time of publication.

Sector breakdown (% of total market value)



Top countries (% of total market value)



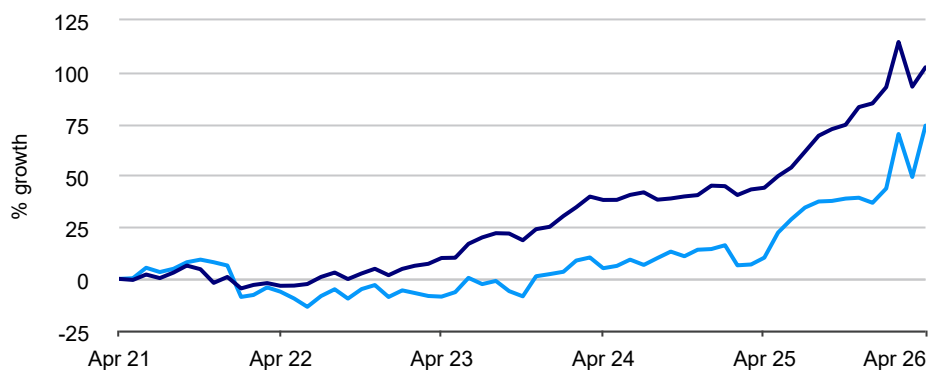
■ Fund

The allocation of stock is based on country of risk.

Past performance does not predict future returns. Data points are as at month end.

Performance

■ Fund ■ Benchmark index



Cumulative performance (%)

| | 1 year | 3 years | 5 years | 5 years ACR* |
|-------|--------|---------|---------|--------------|
| Fund | 57.93 | 90.50 | 74.14 | 11.73 |
| Index | 40.44 | 83.77 | 102.33 | 15.14 |

*ACR - Annual Compound Return

Calendar year performance (%)

| | 2025 | Since inception (annualised) |
|-------|-------|------------------------------|
| Fund | 19.56 | 4.81 |
| Index | 27.42 | 5.68 |

Standardised rolling 12-month performance (%)

| | 04.16 | 04.17 | 04.18 | 04.19 | 04.20 | 04.21 | 04.22 | 04.23 | 04.24 | 04.25 |
|-------|-------|-------|--------|--------|-------|-------|-------|-------|-------|-------|
| Fund | 19.31 | 37.25 | -7.75 | -14.87 | 35.54 | -6.19 | -2.55 | 15.03 | 4.86 | 57.93 |
| Index | 19.85 | 23.70 | -12.33 | -11.24 | 28.17 | -3.35 | 13.91 | 25.50 | 4.27 | 40.44 |

As at 2 August 2021, this is now the Primary Share class for this Fund. As this Share class was launched on 21 August 2013, for the periods prior to that, performance figures are that of the A Share class, without any adjustment for fees. The performance data shown does not take account of the commissions and costs incurred on the issue and redemption of units. Returns may increase or decrease as a result of currency fluctuations. Source: © 2026 Invesco. Gross income re-invested to 30 April 2026 unless otherwise stated. All performance data on this factsheet is in the currency of the share class.

Market capitalisation breakdown (%)

| | |
|-----------|------|
| Large cap | 2.1 |
| Mid cap | 61.6 |
| Small cap | 32.7 |
| Cash | 3.7 |

"Not available" category refers to securities whose market capitalisation value was not available at time of document production.

Benchmark index

Previous Benchmark: Russell/Nomura Small Cap Index-GR up to 31 March 2020.

Benchmark index source: RIMES.

The benchmark index is shown for performance comparison purposes only. The Fund does not track the index.

Important information

This marketing communication is for Professional investors in Austria, Belgium, Switzerland, Germany, Spain, Finland, Greece, Isle of Man, Italy, Luxembourg, Netherlands, Norway, Sweden and Dubai. Investors should read the legal documents prior to investing. This communication may also be used by financial intermediaries in the United States as defined below. By accepting this material, you consent to communicate with us in English, unless you inform us otherwise.

This is marketing material and not financial advice. It is not intended as a recommendation to buy or sell any particular asset class, security or strategy. Regulatory requirements that require impartiality of investment/investment strategy recommendations are therefore not applicable nor are any prohibitions to trade before publication. Views and opinions are based on current market conditions and are subject to change. For information on our funds and the relevant risks, refer to the Key Information Documents/Key Investor Information Documents (local languages) and Prospectus (English, French, German, Spanish, Italian), and the financial reports, available from www.invesco.eu. A summary of investor rights is available in English from www.invesco.com/lu-manco/en/home.html. The management company may terminate marketing arrangements. Not all share classes of this fund may be available for public sale in all jurisdictions and not all share classes are the same nor do they necessarily suit every investor. Please refer to the most up to date Prospectus for details of the minimum investment amount.

Issued by Invesco Management S.A., President Building, 37A Avenue JF Kennedy, L-1855 Luxembourg, regulated by the Commission de Surveillance du Secteur Financier, Luxembourg. Invesco Asset Management (Schweiz) AG acts as representative for the funds distributed in Switzerland. Paying agent in Switzerland: BNP PARIBAS, Paris, Zurich Branch, Selnaustrasse 16 8002 Zürich. The Prospectus, Key Information Document, financial reports and articles of incorporation may be obtained free of charge from the Representative. The funds are domiciled in Luxembourg. **Dubai:** Issued in Dubai for Professional Clients only by Invesco Asset Management Limited, Index Tower Level 6 - Unit 616, P.O. Box 506599, Al Mustaqbal Street, DIFC, Dubai, United Arab Emirates. Regulated by the Dubai Financial Services Authority. **Additional information for financial intermediaries in the United States:** This document is intended for distribution to US financial intermediaries for informational purposes and in relation to their activities with offshore clients only. The Funds are not registered under any US securities law, and may not be offered or sold directly or indirectly in the US, its territories or possessions, nor to any US persons, citizens or residents. The Fund must not be marketed on US soil. Issued in the US by Invesco Distributors, Inc., 11 Greenway Plaza, Suite 1000, Houston, Texas 77046, USA. Invesco Distributors, Inc. is the appointed US sub-distributor of the Invesco Funds SICAV. All entities are indirect, wholly owned subsidiaries of Invesco Ltd.

Contact information

Email: enquiry@invesco.com
www.invesco.com

Costs and charges of the Fund

For further information on charges that apply to each share class of the Fund, please refer to the relevant Key Information Documents: www.invesco.com/lu-manco/en/home.html.

Glossary

ACR / Annual Compound Return: Compound returns represent the cumulative effect that gains and losses have on invested capital over time. Annual Compound Return is the annual rate of return that would be required for an investment to grow from its starting balance to its ending balance.

Benchmark index: A standard against which an investment fund or portfolio is measured to give an indication of relative performance.

Cash and cash equivalents (CCE): The liquid assets on a company's balance sheet. Cash includes currency and demand deposits, while cash equivalents are short-term, highly liquid investments. For accounting purposes, the cash and cash equivalent figure may include the notional cost of futures (a type of derivative). This notional amount will be negative when the Fund is buying futures and positive when the Fund is selling futures.

Commodities: Basic physical goods such as energy, metals, or agricultural products, that are interchangeable within their category and traded on global markets.

Country of risk: Used to classify stocks, identifies the main country of operations/ exposure of a firm.

Distribution frequency: How often dividends and/or interest generated by an investment product are disbursed to investors.

Holdings: The contents of an investment portfolio or fund, including any products like equities, bonds or ETFs.

Market capitalisation: How much a company is worth as determined by the stock market. Calculated as the total market value of all shares.

Volatility: The degree to which the price of a financial asset fluctuates over time, indicating how much and how quickly its value tends to rise or fall.

SFDR (Sustainable Finance Disclosure Regulation)

The Fund complies with Article 8 with respect to the EU's Sustainable Finance Disclosure Regulation*. As such, the Fund promotes, among other characteristics, environmental or social characteristics or a combination of those characteristics. In addition, the companies in which the Fund invests follow good governance practices. *Regulation (EU) 2019/2088 on sustainability – related disclosures in the financial services sector.

Exclusion Framework

The Fund embeds an exclusionary framework to specific activities based on UN Global Compact, severe governmental sanctions, revenue thresholds for certain activities linked to environmental and/or social criteria, as well as ensuring that companies follow good governance practices. The list of activities and their thresholds are listed below. For further details on the exclusion framework and characteristics applied by the Fund please refer to the website of the manager www.invesco.com/lu-manco/en/home.html:

| | |
|-------------------------------------|---|
| UN Global Compact | <ul style="list-style-type: none">• Non-compliant |
| Country sanctions | <ul style="list-style-type: none">• Sanctioned investments are prohibited** |
| Controversial weapons | <ul style="list-style-type: none">• 0% of revenue including companies involved in the manufacture of nuclear warheads or whole nuclear missiles outside of the Non-Proliferation Treaty (NPT) |
| Coal | <ul style="list-style-type: none">• Thermal coal extraction: $\geq 5\%$ of revenue• Thermal coal power generation: $\geq 10\%$ of revenue |
| Unconventional oil & gas | <ul style="list-style-type: none">• $\geq 5\%$ of revenue on each of the following:<ul style="list-style-type: none">Arctic oil & gas explorationOil sands extractionShale energy extraction |
| Tobacco | <ul style="list-style-type: none">• Tobacco Products production: $\geq 5\%$ of revenue• Tobacco related products and services: $\geq 5\%$ of revenue |
| Others | <ul style="list-style-type: none">• Recreational cannabis: - $\geq 5\%$ of revenue |
| Good governance | <ul style="list-style-type: none">• Ensure that companies follow good governance practices in the areas of sound management structures, employee relations, remuneration and tax compliance |

**At Invesco we continuously monitor any applicable sanctions, including those imposed by the UN/US/EU and UK. These sanctions may preclude investments in the securities of various governments/regimes/entities and as such will be included in our compliance guidelines and workflows (designed to ensure compliance with such sanctions). The wording of international sanctions is something that we pay particular attention to as there are occasions where sanctions can exist in limited form, for example allowing investments in the secondary market. In addition to sanctions targeting entire countries, there are other thematic regimes, which may focus for example on human rights, cyber attacks, terrorist financing and corruption, which may apply to both individuals and/or entities/corporations.

Any investment decision should take into account all the characteristics of the Fund as described in the legal documents. For sustainability related aspects, please refer to: www.invesco.com/lu-manco/en/home.html.

Invesco's approach to ESG

Invesco has an investment-led ESG approach. We provide a comprehensive range of ESG-focused capabilities that enable clients to express their values through investing. Where appropriate, for certain funds, we also integrate financially material ESG considerations, taking into account critical factors that help us deliver strong outcomes to clients.