

COMGEST ATTRIBUTES


- Quality Growth philosophy
- Focus on long-term EPS growth
- Team-based approach
- Broad partnership structure

INVESTMENT POLICY

The objective of the Sub-Fund ("the Fund") is to increase the value of the Fund (capital appreciation) over the long term. The Fund intends to achieve this objective through investment in a portfolio of high-quality, long-term growth companies. The Fund will invest at least two-thirds of its assets in securities issued by companies that have their headquarters in, or principally carry out their activities in Europe or which are guaranteed by European governments.

The Fund is actively managed. The index is provided for comparative purposes only.

The Fund is aimed at investors with a long-term investment horizon (typically 5 years or more).

RISK PROFILE

The indicator represents the risk profile presented in the PRIIPs Key Information Document. The indicator assumes you keep the product for 5 years otherwise the actual risk can vary significantly.

CUMULATIVE PAST PERFORMANCE (REBASED TO 100)**ROLLING PERFORMANCE (%)**

	Annualised								
	1 Month	QTD	YTD	1 Year	3 Years	5 Years	10 Years	Since Incep.	
Fund	-2.2	0.5	-6.3	-7.3	3.7	5.5	6.7	8.1	
Index	0.9	3.5	16.3	15.7	12.2	11.1	6.8	7.5	
Fund Volatility	--	--	--	15.9	15.4	16.2	16.1	15.7	
Index Volatility	--	--	--	14.3	12.8	13.3	15.8	15.8	

CALENDAR YEAR PAST PERFORMANCE (%)

	2015	2016	2017	2018	2019	2020	2021	2022	2023	2024
Fund	16.6	-2.2	13.4	-4.6	34.5	11.2	35.3	-20.2	23.7	0.9
Index	8.2	2.6	10.2	-10.6	26.0	-3.3	25.1	-9.5	15.8	8.6

ANNUAL PERFORMANCE (%) AS AT QUARTER END

	3Q15	3Q16	3Q17	3Q18	3Q19	3Q20	3Q21	3Q22	3Q23	3Q24
Fund	5.0	11.5	12.9	8.1	9.0	31.5	-16.7	18.6	20.4	-12.6
Index	1.8	16.3	1.5	5.7	-7.8	28.8	-11.0	19.2	18.8	9.3

Performance data expressed in EUR. Returns may increase or decrease as a result of exchange rate fluctuations. Index: MSCI Europe - Net Return. The index is used for comparative purposes only and the Fund does not seek to replicate the index.

Past performance does not predict future returns.

Performance figures are calculated net of investment management fees, administrative fees and all other fees with the exception of sales charges. If taken into account, sales charges would have a negative impact on performance.

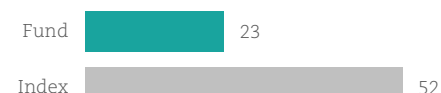
The cumulative graph and "Since Inception" data may refer to the last relaunch date of the share class which may differ from its actual inception date. Calendar year past performance is only shown for years for which a full calendar year of past performance is available.

RATINGS (AS AT 31/10/2025)

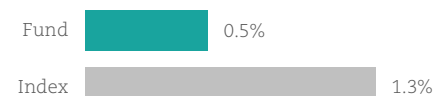
Morningstar Category:
EAA Fund Europe Large-Cap Growth Equity
(Number of funds in Category: 505)

SFDR CLASSIFICATION: Article 8

The Fund promotes environmental and/or social characteristics.

CARBON FOOTPRINT¹

Source: MSCI as at 30/09/2025, tCO₂e per EUR m invested.

ENVIRONMENTAL FOOTPRINT¹

Source: Trucost as at 30/09/2025, estimation of the environmental costs per EUR m invested.

30 November 2025

PORTFOLIO CHARACTERISTICS

Total Net Assets (all classes, m)	€3,476.9
Number of holdings	35
Average weighted market cap (bn)	€101.2
Weight of top 10 stocks	46.7%
Active share	83.4%
Holdings exclude cash and cash equivalents	

SECTOR BREAKDOWN (%)

	Fund	Index
Industrials	19.5	18.8
Health Care	19.4	14.1
Consumer Discretionary	16.5	8.0
Information Technology	16.1	7.2
Materials	9.2	5.1
Consumer Staples	9.2	9.5
Financials	7.9	23.8
[Cash]	2.3	--
Utilities	--	4.7
Energy	--	4.2
Communication Services	--	3.8
Real Estate	--	0.7

Source: Comgest / GICS sector classification

TOP 5 HOLDINGS (%)

	Fund
ASML Holding	6.1
Schneider Electric	5.6
Air Liquide	5.2
L'Oreal	5.0
EssilorLuxottica	4.8

Above holdings are provided for information only, are subject to change and are not a recommendation to buy or sell

TOP 10 COUNTRY WEIGHTS (%)

	Fund	Index
France	29.8	16.4
United Kingdom	15.8	22.5
Switzerland	10.1	14.4
Netherlands	10.1	7.4
Spain	7.7	5.7
Denmark	6.6	2.9
Germany	5.0	14.5
Ireland	4.2	0.7
Sweden	4.2	5.5
Italy	4.0	4.9
[Cash]	2.3	--

Source: Comgest / MSCI country classification

RISKS

This Fund has the following core inherent risks (non-exhaustive list):

- Investing involves risk including possible loss of principal.
- The value of all investments and the income derived therefrom can decrease as well as increase.
- There is no assurance that the investment objective of the Fund will be achieved.
- To the extent that the Fund is invested in or denominated in a currency other than yours, the cost and return in your currency may increase or decrease due to exchange rate fluctuations.
- A more detailed description of the risk factors that apply to the Fund is set out in the Prospectus.

Please see important information on following pages.

Issued by Comgest Asset Management International Limited, 46 St. Stephen's Green, Dublin 2, Ireland - info@comgest.com

Source: CAMIL / FactSet financial data and analytics, unless otherwise stated. All information and performance data is as at 30/11/2025, unless otherwise indicated, and is unaudited.

30 November 2025

FUND DETAILS**ISIN:** IE00BD5HXD05**Bloomberg:** COMGEZR ID**Domicile:** Ireland**Dividend Policy:** Accumulation**Fund Base Currency:** EUR**Share Class Currency:** EUR**Share Class Inception Date:** 18/11/2013**Index (used for comparative purposes only):**

MSCI Europe - Net Return

Ongoing Charges: 1.12% p.a. of the NAV**Investment Manager's Fees (part of ongoing charges):** 1.05% p.a. of the NAV**Performance Fee:** None**Maximum Sales Charge:** 2.00%**Exit Charge:** None**Minimum Initial Investment:** EUR 10**Minimum Holding:** None**Contact for Subscriptions and Redemptions:**

CACEIS Ireland Limited

Dublin_TA_Customer_Support@caceis.com

Tel: +353 1 440 6555 / Fax: +353 1 613 0401

Dealing Frequency: Any business day (D) when banks in Dublin are open for business**Cut Off:** 11:00 am Irish time on day D

An earlier deadline for receipt of application or redemption requests may apply if your request is sent through a third party. Please enquire with your local representative, distributor or other third party

NAV: Calculated using closing prices of D**NAV Known:** D+1**Settlement:** D+2

Legal Structure: Comgest Growth Europe, a sub-fund of Comgest Growth plc (an open-ended investment company with variable capital authorised by the Central Bank of Ireland), is an Undertaking for Collective Investment in Transferable Securities (UCITS)

Management Company: None as Comgest Growth plc is self-managed**Investment Team:** Team-based approach. For further details, please refer to our [website](#)

Investment Manager: Comgest Asset Management International Limited (CAMIL) Regulated by the Central Bank of Ireland and registered as an investment adviser with the U.S. Securities and Exchange Commission SEC registration does not imply a certain level of skill or training

Sub-Investment Manager: Comgest S.A. (CSA) Regulated by the Autorité des Marchés Financiers - GP 90023

IMPORTANT INFORMATION

This is a marketing communication. Please refer to the fund prospectus and to the PRIIPS KID before making any final investment decisions. UK investors should refer to the UCITS KIID. Tax applicable to an investment depends on individual circumstances. Depending on where you live, the Fund may not be available to you for subscription. In particular this Fund cannot be offered or sold publicly in the United States. Consult your financial or professional adviser for more information on investing and taxation. The Prospectus, the PRIIPS KID, the UCITS KIID (UK investors), the latest annual and interim reports and any country specific addendums can be obtained free of charge from the Investment Manager (at www.comgest.com) or the Administrator and from local representatives/paying agents listed below. For a full list of the local representatives/paying agents please contact Comgest at info@camil.com. Prospectus may be available in English, French or German and the PRIIPS KIDs in a language approved by the EU/EEA country of distribution.

- Sweden: SEB Merchant Banking, Custody Services, Global Funds, RB6, Rissneleden 110, SE-106 40 Stockholm.
 - Spain: Allfunds Bank S.A., c/Estafeta no. 6 (La Moraleja), Complejo Plaza de la Fuente, Edificio 3, 28109, Alcobendas, Madrid, Spain. The CNMV registration number of Comgest Growth plc is 1294.
 - Switzerland: BNP Paribas, Paris, Zurich Branch, Selnaustrasse 16, 8002 Zürich.
- Further information or reporting may be available from the Investment Manager upon request. Complaints handling policies are available on our website at www.comgest.com in the regulatory information section. Comgest Growth Plc may decide to terminate at any time the arrangements made for the marketing of its UCITS.

© 2025 Morningstar, Inc. All rights reserved. The information contained herein: (1) is proprietary to Morningstar and/or its information providers; (2) may not be copied, adapted or distributed; and (3) is not warranted to be accurate, complete or timely. Neither Morningstar nor its information providers are responsible for any investment decisions, damages or losses arising from any use of this information or any information provided in conjunction with it.

Morningstar Medalist Rating™ is a forward-looking measure derived through research of three key pillars, People, Process, and Parent. It is expressed on a five-tier scale running from Gold to Negative. The Medalist Rating is not a statement of fact, nor is it a credit or risk rating, and should not be used as the sole basis for investment decisions. It is not intended to be nor is a guarantee of future performance.

Morningstar Rating™ is an objective, quantitative measure of a fund's historical risk-adjusted performance relative to other funds in its category. The overall rating is a weighted combination of the three-, five- and ten-year ratings. The top 10% of funds will receive a 5-star rating and the next 22.5% receive a 4-star rating.

Carbon Footprint: estimates the apportioned Scope 1 and 2 greenhouse gases emissions of the portfolio holdings.

Environmental Footprint: estimates the apportioned ratio of annual costs linked to greenhouse gases, water abstraction, waste generation, air, land & water pollutants, and natural resource use associated with the portfolio holdings per EUR m invested.

Environmental Footprint Source: S&P Trucost Limited © Trucost 2025. All rights in the Trucost data and reports vest in Trucost and/or its licensors. Neither Trucost, nor its affiliates, nor its licensors accept any liability for any errors, omissions or interruptions in the Trucost data and/or reports. No further distribution of the Data and/or Reports is permitted without Trucost's express written consent.

Index Source: MSCI. This report contains information (the "Information") sourced from MSCI Inc., its affiliates or information providers (the "MSCI Parties") and may have been used to calculate scores, ratings or other indicators. The Information is for internal use only, and may not be reproduced/redisseminated in any form, or used as a basis for or a component of any financial instruments or products or indices. The MSCI Parties do not warrant or guarantee the originality, accuracy and/or completeness of any data or Information herein and expressly disclaim all express or implied warranties, including of merchantability and fitness for a particular purpose. The Information is not intended to constitute investment advice or a recommendation to make (or refrain from making) any investment decision and may not be relied on as such, nor should it be taken as an indication or guarantee of any future performance, analysis, forecast or prediction. None of the MSCI Parties shall have any liability for any errors or omissions in connection with any data or Information herein, or any liability for any direct, indirect, special, punitive, consequential or any other damages (including lost profits) even if notified of the possibility of such damages.

For more detailed information on ESG integration please consult our website:

www.comgest.com/en/sustainability/esg