

## Factsheet

Bellevue Funds (Lux) | Share class I EUR

 Investment Company with Variable Capital (SICAV) according to Luxembourg Laws – UCITS  
 Marketing communication / Financial promotion - For professional investors: AT, CH, DE, ES, HK, LU, PT, SG

### Investment focus

The fund's aim is to achieve capital growth in the long term, is actively managed and invests in small- and mid-cap, listed owner-managed companies in Europe where an entrepreneur or a founder family holds at least a 20% of a company's voting rights. The qualities of these companies – a focused business model, fast decision-making processes and a strong corporate culture – go hand in hand with efficient innovation, high product quality and strong customer loyalty. The corresponding impact on the share price is demonstrably positive. The fund's Management Team offers a wealth of experience in this investment segment and has built up an extensive network with entrepreneurs throughout the sector. It pursues a fundamental, bottom-up approach in identifying the most attractive small- and mid-cap, foundercontrolled companies while maintaining an investment portfolio of 35 to 45 stocks diversified by country, sub-sector and style (Value, GARP, Growth). The fund takes ESG factors into consideration while implementing the aforementioned investment objectives.

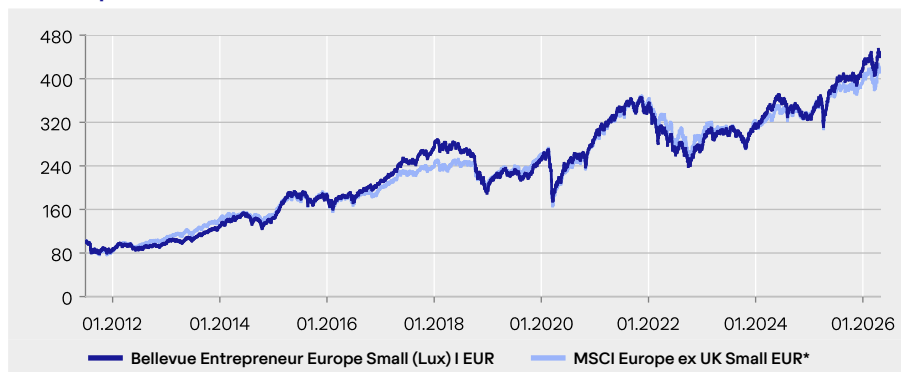
### Fund facts

NAV	560.28
Volume	EUR 180.1 mn
NAV-calculation	Daily "Forward Pricing"
Cut off time	15:00 CET
Distribution policy	Accumulating
Investment manager	Bellevue Asset Management AG
Custodian	CACEIS BANK, LUXEMBOURG BRANCH
Launch date	30.06.2011
Fiscal year end	30.06.
Benchmark	MSCI Europe ex UK Small*
ISIN code	LU0631859062
Valor	13084174
Bloomberg	BFLESIE LX
WKN	A1JG2G
Management fee (p.a.)	0.90%
Performance fee (p.a.)	10% above Benchmark**
Subscription fee	up to 5%
Min. investment	n.a.
Legal entity	Luxembourg UCITS V SICAV
Countries of distribution	AT, CH, DE, ES, HK, LU, PT, SG
EU SFDR 2019/2088	Article 8

### Key figures

Beta	0.92
Correlation	0.94
Volatility	13.6%
Tracking Error	4.73
Active Share	89.34
Sharpe Ratio	0.80
Information Ratio	0.26
Jensen's Alpha	2.18

### Indexed performance since launch



### Cumulative & annualised performance

#### Cumulative

	1M	YTD	1Y	3Y	5Y	10Y	ITD
I EUR	7.5%	7.3%	27.5%	48.4%	36.0%	142.7%	348.2%
BM	7.5%	5.5%	18.8%	35.3%	28.0%	129.1%	317.4%

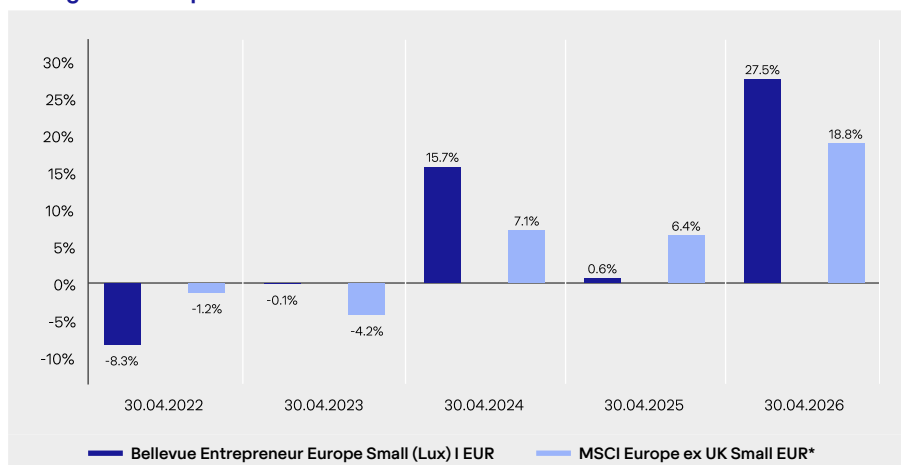
#### Annualised

	1Y	3Y	5Y	10Y	ITD
I EUR	27.5%	14.1%	6.3%	9.3%	10.6%
BM	18.8%	10.6%	5.1%	8.6%	10.1%

### Annual performance

	2021	2022	2023	2024	2025	YTD
I EUR	20.3%	-22.9%	17.0%	3.5%	27.5%	7.3%
BM	24.7%	-20.6%	12.9%	2.8%	19.3%	5.5%

### Rolling 12-month-performance



Source: Bellevue Asset Management, 30.04.2026; all figures in EUR %, total return / BVI-methodology

**Past performance is not a reliable indicator of future results and can be misleading. As the fund is denominated in a currency that may differ than an investor's base currency, changes in the rate of exchange may have an adverse effect on prices and incomes.** Performance is shown net of fees and expenses for the relevant share class over the reference period. All performance figures reflect the reinvestment of dividends and do not take into account the commissions and costs incurred on the issue and redemption of shares, if any. Individual costs are not taken into account and would have a negative impact on the performance. With an investment amount of EUR 1,000 over an investment period of five years, the investment result in the first year would be reduced by the front-end load of up to EUR 50 (5%) as well as by additional custody account costs. In subsequent years, the investment result would also be reduced by the individual custody account costs incurred. The reference benchmark of this class is used for performance comparison purposes only (dividend reinvested). The fund is actively managed. No benchmark is directly identical to a fund, thus the performance of a benchmark is not a reliable indicator of future performance of the fund to which it is compared. There can be no assurance that a return will be achieved or that a substantial loss of capital will not be incurred.

\*MSCI Europe ex UK Small since 18.05.15, MSCI Europe Small until 15.05.15

**Top 10 positions**

Nexans		4.6%
Subsea 7		3.6%
Virbac		3.6%
Bankinter		3.5%
Nordex		3.2%
PUIG BRANDS SA-B		3.1%
Laboratorios Rovi		3.1%
Cloetta		3.0%
JENOPTIK AG		2.9%
Andritz		2.9%
Total top 10 positions		33.6%
Total positions		44

**Sector breakdown**

Industrials		30.0%
Healthcare		13.7%
IT		13.5%
Financials		10.5%
Consumer Staples		8.4%
Materials		8.0%
Energy		5.6%
Real Estate		3.1%
Communication Services		1.7%
Other		0.9%
Cash		4.8%

**Geographic breakdown**

Spain		17.7%
Germany		16.9%
France		14.6%
Switzerland		13.8%
Sweden		6.7%
Austria		6.1%
Norway		6.0%
Finland		5.7%
Italy		5.0%
Netherlands		2.8%
Cash		4.8%

**Market cap breakdown**

0 - 1 bn		3.0%
1 - 2 bn		24.1%
2 - 5 bn		26.2%
5 - 15 bn		37.3%
>20 bn		4.6%
Others		4.8%

**Market review**

European SMID caps, as measured by the MSCI Europe Small Cap ex-UK Index, rose +7.5% in April, outperforming European large caps (Stoxx Europe 600 5.6%). Markets rebounded on the back of a ceasefire and initial signs of de-escalation in the Middle East. However, with no agreement yet in place, the conflict has shifted into a more prolonged strategic confrontation, disrupting energy flows and maritime trade. While reduced hostilities have supported sentiment, energy markets remain tight. Central banks in the US and Europe held rates steady, but retain a tightening bias should inflation pressures persist. In the event of an agreement, energy markets would likely normalize, easing inflation pressures. The Eurozone Composite PMI declined to 48.6 in April, marking the first contraction in 11 months. Activity was weighed down by a softer services sector (47.4), while manufacturing remained resilient in expansion territory (52.4). In terms of sectors, Information Technology (+21.3%), Communication Services (+9.6%) and Materials (+9.2%) performed best while Consumer Staples (+0.7%), Utilities (+1.3%) and Real Estate (+4.0%) lagged the most.

Against this backdrop, the Fund (B shares, EUR) returned +7.5%, outperforming its benchmark by 4bps. Year-to-date the Fund is up +7% with an outperformance of 158bps.

Top detractors in the month were Montana (-20.8%), Cloetta (-7.2%) and Flughafen Zürich (-6.6%). Montana irritated their shareholders by putting out a very conservative 2027 guidance prompting a 13% downward revision of consensus. Later in the month, the CEO resigned for personal reasons, sending the stock further south. The valuation is very attractive at these levels but needs positive catalysts. Cloetta's weakened amid a broader staples sell-off, driven by rising concerns over input cost inflation, alongside some profit-taking following a strong first-quarter performance. Flughafen Zürich came under pressure from rising jet fuel prices, despite traffic data YTD trending above FY guidance.

Top performers in the month were Nexans (+37.6%), BESl (+39.0%) and Inficon (+48.6%). Nexans posted solid Q1 results, driven by continued strong growth of 8.8% in its HV division. The group announced the acquisition of Republic Wire in the US - a compelling deal that adds domestic manufacturing and direct market access. This marks a key step toward a further re-rating, with management likely to continue redeploying capital and optimizing the balance sheet. BESl delivered a beat-and-raise quarter. Hybrid bonding is entering a capacity buildout phase in advanced logic, driven by SRAM stacking and co-packaged optics, alongside a likely broad transition from TCB (Thermo-Compression Bonding) in HBM (High Bandwidth Memory) around 2028, underpinned by AI and optical networking megatrends. Inficon delivered strong Q1 sales growth of 14%, driven by a sharp ramp-up in its Semiconductor business, alongside robust order intake and a book-to-bill ratio well above 1x, underpinning a confident upgrade to FY guidance. Margin softness appears transitory, tied to temporary footprint reconfiguration costs, leaving core earnings momentum firmly intact.


**Positioning & outlook**

Through the noise and market rotations we continue to stray true to our investment framework of 15 years. We look for companies with attractive business models and moats, strong balance sheets, disciplines capital allocation and wrong price tag. Also, we try not to put all our eggs in the same basket and stay diversified through end-markets, themes, geographies and styles. This month we increased our positions in Nexans and Andritz, two undervalued electrification plays, taking some profits in the Swedish confectionary company Cloetta (ytd +20.4) and the Spanish CDMO specialist ROVI (ytd +25.2).

Source: Bellevue Asset Management, 30.04.2026;  
For illustrative purposes only. Holdings and allocations are subject to change. Any reference to a specific company or security does not constitute a recommendation to buy, sell, hold or directly invest in the company or securities. Where the fund is denominated in a currency other than an investor's base currency, changes in the rate of exchange may have an adverse effect on price and income.

**Risk and return profile acc. to SRI**

The Fund’s investment objective is to generate attractive and competitive capital growth in the long term. It is therefore particularly suited to investors with an investment horizon of at least 5 years who want to enhance their portfolio diversification with investments in European small capitalized founder-controlled companies. The Fund displays the typical risks associated with equity investments in European small caps.



We have classified this product as risk class 4 on a scale of 1 to 7, where 4 corresponds to a medium risk class. The risk of potential losses from future performance is classified as medium. In the event of very adverse market conditions, it is possible that the ability to execute your redemption request may be impaired. The calculation of the risk and earnings profile is based on simulated/historical data, which cannot be used as a reliable indication of the future risk profile. The classification of the fund may change in future and does not constitute a guarantee. Even a fund classed in category 1 does not constitute a completely risk-free investment. There can be no guarantee that a return will be achieved or that a substantial loss of capital will not be incurred. The overall risk exposure may have a strong impact on any return achieved by the fund or subfund. For further information please refer to the fund prospectus or PRIIP-KID.

**Liquidity risk**

The fund may invest some of its assets in financial instruments that may in certain circumstances reach a relatively low level of liquidity, which can have an impact on the fund’s liquidity.

**Risk arising from the use of derivatives**

The fund may conclude derivatives transactions. This increases opportunities, but also involves an increased risk of loss.

**Currency risks**

The fund may invest in assets denominated in a foreign currency. Changes in the rate of exchange may have an adverse effect on prices and incomes.

**Operational risks and custody risks**

The fund is subject to risks due to operational or human errors, which can arise at the investment company, the custodian bank, a custodian or other third parties.

**Awards**



**Benefits**

- Above-average top line growth driven by high innovation and strong pricing power.
- Higher operating margins on the back of high market share ("Champion in the niche") combined with good cost discipline.
- More conservatively financed, lower debt exposure and a higher risk capacity compared to non-family businesses.
- Multi-award-winning management team with a long and successful track record investing in owner-run firms.
- Entrepreneurs for entrepreneurs – the Bellevue Group is itself an owner-run company with the majority of shares held by employees.

**Inherent risks**

- The fund actively invests in equities. Equities are subject to price fluctuations and so are also exposed to the risk of price losses.
- Shares in smaller businesses are generally traded in lower volumes and are subject to bigger price fluctuations than larger enterprises.
- The fund invests in foreign currencies, which means a corresponding degree of currency risk against the reference currency.
- The fund may invest a proportion of its assets in financial instruments that might under certain circumstances have a relatively low level of liquidity, which can in turn affect the fund’s liquidity.
- The fund may engage in derivatives transactions. The increased opportunities gained come with an increased risk of losses.

You can find a detailed presentation of the risks faced by this fund in the "Special Investment Risks" section of the sales prospectus.

**Management Team**



**Birgitte Olsen, CFA**  
Co-Lead Portfolio Manager since inception of the fund



**Laurent Picard, SFAF**  
Co-Lead Portfolio Manager of the fund since 2018



**Eduardo Bravo**  
Portfolio Manager of the fund since 2025

**Sustainability Profile – ESG**

**EU SFDR 2019/2088 product category:** Article 8

**Exclusions:**

- Compliance UNGC, HR, ILO
- Norms-based exclusions
- Controversial weapons

**ESG Risk Analysis:**

ESG-Integration

**Stewardship:**

- Engagement
- Proxy Voting

**Key Figures:**

CO <sub>2</sub> -intensity (t CO <sub>2</sub> /mn USD sales):	182.9 (Moderate)	Coverage:	92%
MSCI ESG Rating (AAA - CCC):	A	Coverage:	91%

Based on portfolio data as per 30.04.2026; – ESG data base on MSCI ESG Research and are for information purposes only; compliance with global norms according to the principles of UN Global Compact (UNGC), UN Guiding Principles for Business and Human Rights (HR) and standards of International Labor Organisation (ILO); no involvement in controversial weapons; norms-based exclusions based on annual revenue thresholds; ESG Integration: Sustainability risks are considered while performing stock research and portfolio construction; Stewardship: Engagement in an active and constructive dialogue with company representatives on ESG aspects as well as exercising voting rights at general meetings of shareholders. MSCI ESG Rating ranges from "leaders" (AAA-AA), "average" (A, BBB, BB) to "laggards" (B, CCC). The CO<sub>2</sub>-intensity expresses MSCI ESG Research's estimate of GHG emissions measured in tons of CO<sub>2</sub> per USD 1 million sales. The decision to invest in the promoted fund should take into account all the characteristics or objectives of the promoted fund as described in the prospectus. For further information c.f. [www.bellevue.ch/sustainability-at-portfolio-level](http://www.bellevue.ch/sustainability-at-portfolio-level). Please refer to the specific ESG Fund Disclosure and ESG Factsheet for all the characteristics or objectives and employed ESG strategies of the promoted fund.

## Important information

This marketing communication relates to Bellevue Funds (Lux) (hereinafter the "Fund"), an investment company with variable capital "société à capital variable" (SICAV) under the current version of the Law of the Grand Duchy of Luxembourg of 10 August 1915 on commercial companies ("Law of 1915") and is authorized under Part I of the Law of 17 December 2010 relating to undertakings for collective investment ("Law of 2010") as an undertaking for collective investment (UCITS). Bellevue Entrepreneur Europe Small is a subfund of Bellevue Funds (Lux).

This marketing communication is issued by Bellevue Asset Management AG, which is an authorized asset manager subject to the supervision of the Swiss Financial Market Supervisory Authority (FINMA) and acts as an Investment Manager of the Fund. The Prospectus, statutes, the annual and half-yearly report, the share prices as well as the Key Information Document (PRIIP-KID) and further information about the Fund can be obtained free of charge in English and German from the management company of the Fund, Bellevue Asset Management AG, Theaterstrasse 12, CH-8001 Zürich, from the representative, paying, facilities and information agents mentioned below or online at [www.bellevue.ch](http://www.bellevue.ch). The Key Information Document (PRIIP-KID) is available free of charge in the languages of the countries of distribution [www.fundinfo.com](http://www.fundinfo.com).

This document is neither directed to, nor intended for distribution or use by, any person or entity who is a citizen or resident of any locality, state, country or jurisdiction where such distribution, publication, availability or use would be contrary to law or regulation. It is particularly not intended for US persons, as defined under Regulation S of the U.S. Securities Act of 1933, as amended. The information and data presented in this document are not to be considered as an offer to buy, sell or subscribe to any securities or financial instruments. The information, opinions and estimates contained in this document reflect a judgment at the original date of release and are subject to change without notice. This information pays no regard to the specific or future investment objectives, financial or tax situation or particular needs of any specific recipient and in particular tax treatment depends on individual circumstances and may be subject to change. This document is not to be relied upon in substitution for the exercise of independent judgment. Before making any investment decision, investors are recommended to ascertain if this investment is suitable for them in the light of their financial knowledge and experience, investment goals and financial situation, or to obtain specific advice from an industry professional. The details and opinions contained in this document are not to be considered as recommendation or investment advice. Every investment involves risk, especially with regard to fluctuations in value and return, and investors' capital may be at risk. If the currency of a financial product is different from your reference currency, the return can increase or decrease as a result of currency fluctuations. Past performance is no indicator for the current or future performance. The performance data are calculated without taking account of commissions and costs that result from subscriptions and redemptions. Commissions and costs have a negative impact on performance. For more information about the associated costs, please refer to the related costs and fees section of the prospectus. Any benchmarks/indices cited herein are provided for information purposes only. No benchmark/index is directly comparable to the investment objectives, strategy or universe of the subfund. The performance of a benchmark shall not be indicative of past or future performance of the subfund. Financial transactions should only be undertaken after having carefully studied the current valid prospectus and are only valid on the basis of the latest version of the prospectus and available annual and half-yearly reports. Please take note of the risk factors.

## Countries of distribution and local representatives

The Bellevue Funds (Lux) is registered and admitted for public distribution in AT, CH, DE, ES, HK, LU, PT, SG. For HK the subfund has been notified to the Luxembourg Regulator. Regarding SG this fund is a restricted scheme notified under the SFA.

### Austria, Germany, Portugal:

Facilities Agent: Zeidler Legal Process Outsourcing Ltd with address at 19-22 Lower Baggot Street, Dublin 2, D02 X658, Ireland, email: [facilities\\_agent@zeidlerlegalservices.com](mailto:facilities_agent@zeidlerlegalservices.com) ("Zeidler") and CACEIS BANK, LUXEMBOURG BRANCH, 5, Allée Scheffer, L-2520 Luxembourg.

**Spain:** Representative: atl Capital, Plaza de la Independencia 6, 28001, Madrid - CNMV under the number 938

**Switzerland:** The Bellevue Funds (Lux) SICAV is registered for public offering and distribution in Switzerland with the Swiss Financial Market Supervisory Authority. Representative agent in Switzerland: Waystone Fund Services (Switzerland) SA, Avenue Villamont 17, CH-1005 Lausanne. Paying agent in Switzerland: DZ PRIVATBANK (Schweiz) AG, Münsterhof 12, P.O. Box, CH-8022 Zürich. You can obtain the sales prospectus, Key Information Document ("PRIIP-KID"), statutes and the current annual and half-yearly reports, the current share prices and further information about the fund free of charge in German from the management company Bellevue Asset Management AG, Theaterstrasse 12, CH-8001 Zürich, the representative agent in Switzerland or online at [www.bellevue.ch](http://www.bellevue.ch). In respect of the units distributed in or from Switzerland, the place of performance and jurisdiction is at the registered office of the representative agent.

The Summary of Investor Rights is available in English under: [https://www.waystone.com/wp-content/uploads/Policy/LUX/Waystone-Management-Company-\(Lux\)-SA/Waystone-Management-Company-\(Lux\)-SA-Summary-of-Investor-Rights.pdf](https://www.waystone.com/wp-content/uploads/Policy/LUX/Waystone-Management-Company-(Lux)-SA/Waystone-Management-Company-(Lux)-SA-Summary-of-Investor-Rights.pdf)

The management company may decide to withdraw the arrangements it has made for the distribution of the units of its collective investment undertakings in accordance with Article 93a of Directive 2009/65/EC and Article 32a of Directive 2011/61/EU.

© 2026 MSCI ESG Research LLC. Reproduced by permission. Although Bellevue Asset Management information providers, including without limitation, MSCI ESG Research LLC and its affiliates (the "ESG Parties"), obtain information from sources they consider reliable, none of the ESG Parties warrants or guarantees the originality, accuracy and/or completeness of any data herein. None of the ESG Parties make any express or implied warranties of any kind, and the ESG Parties hereby expressly disclaim all warranties of merchantability and fitness for a particular purpose, with respect to any data herein. None of the ESG Parties shall have any liability for any errors or omissions in connection with any data herein. Further, without limiting any of the foregoing, in no event shall any of the ESG Parties have any liability for any direct, indirect, special, punitive, consequential or any other damages (including lost profits) even if notified of the possibility of such damages.

The most important terms are explained in the glossary at [www.bellevue.ch/en/glossary](http://www.bellevue.ch/en/glossary).

Copyright © 2026 Bellevue Asset Management AG. All rights reserved.

**Important information****BELLEVUE FUNDS (LUX)  
PROSPECTUS SUPPLEMENT – ADDITIONAL INFORMATION FOR  
INVESTORS IN HONG KONG  
DATED NOVEMBER 2021**

This section has been prepared solely for Hong Kong investors who invest or propose to invest in Shares of Bellevue Funds (Lux) (the “Company”) in Hong Kong. Investors in Hong Kong should read this supplement in conjunction with the Prospectus for the Company (the “Prospectus”). References to the Prospectus are to be taken as references to that document as supplemented hereby. In addition, words and expressions defined in the Prospectus, unless otherwise defined below, shall bear the same meaning when used herein.

**FOR RESIDENTS OF HONG KONG**

WARNING: THE CONTENTS OF THIS PROSPECTUS HAVE NOT BEEN REVIEWED BY ANY REGULATORY AUTHORITY IN HONG KONG. YOU ARE ADVISED TO EXERCISE CAUTION IN RELATION TO THE OFFER. IF YOU ARE IN ANY DOUBT ABOUT ANY OF THE CONTENTS OF THIS PROSPECTUS, YOU SHOULD OBTAIN INDEPENDENT PROFESSIONAL ADVICE.

THIS PROSPECTUS DOES NOT CONSTITUTE AN OFFER OR INVITATION TO THE PUBLIC IN HONG KONG TO ACQUIRE SHARES. ACCORDINGLY, NO PERSON MAY ISSUE OR HAVE IN ITS POSSESSION FOR THE PURPOSES OF ISSUE, THIS PROSPECTUS OR ANY ADVERTISEMENT, INVITATION OR DOCUMENT RELATING TO THE SHARES, WHICH IS DIRECTED AT, OR THE CONTENTS OF WHICH ARE LIKELY TO BE ACCESSED OR READ BY, THE PUBLIC IN HONG KONG EXCEPT WHERE: (I) THE SHARES ARE ONLY INTENDED TO BE OFFERED TO “PROFESSIONAL INVESTORS” (AS SUCH TERM IS DEFINED IN THE SECURITIES AND FUTURES ORDINANCE OF HONG KONG (CAP. 571 OF THE LAWS OF HONG KONG), AS AMENDED (THE “SFO”) AND THE SUBSIDIARY LEGISLATION MADE THEREUNDER); (II) IN CIRCUMSTANCES WHICH DO NOT RESULT IN THIS PROSPECTUS BEING A “PROSPECTUS” AS DEFINED IN THE COMPANIES (WINDING UP AND MISCELLANEOUS PROVISIONS) ORDINANCE OF HONG KONG (CAP. 32 OF THE LAWS OF HONG KONG), AS AMENDED (THE “CO”); OR (III) IN CIRCUMSTANCES WHICH DO NOT CONSTITUTE AN OFFER OR AN INVITATION TO THE PUBLIC FOR THE PURPOSES OF THE SFO OR THE CO. THE OFFER OF THE SHARES IS PERSONAL TO THE PERSON TO WHOM THIS PROSPECTUS HAS BEEN DELIVERED AND A SUBSCRIPTION FOR SHARES WILL ONLY BE ACCEPTED FROM SUCH PERSON. NO PERSON TO WHOM A COPY OF THIS PROSPECTUS IS ISSUED MAY COPY, ISSUE OR DISTRIBUTE THIS PROSPECTUS IN HONG KONG, OR MAKE OR GIVE A COPY OF THIS PROSPECTUS TO ANY OTHER PERSON.