



SICAV ECHIQUIER

Prospectus

14/04/2026

UCITS compliant with European Directive 2009/65/EC



1. General features	3
1.1 Form of the UCITS	3
1.2 Parties	11
2. Operating and management procedures	12
2.1 General features	12
2.2 Specific features	13
ECHIQUIER AGENOR MID CAP EUROPE subfund	13
ECHIQUIER AGRESSOR subfund	22
ECHIQUIER HYBRID BONDS subfund	31
ECHIQUIER ARTY SRI Subfund	41
ECHIQUIER CREDIT SRI EUROPE subfund	50
ECHIQUIER MAJOR SRI GROWTH EUROPE subfund	58
ECHIQUIER WORLD EQUITY GROWTH subfund	67
ECHIQUIER ENTREPRENEURS subfund	76
ECHIQUIER ALPHA MAJOR SRI subfund	84
ECHIQUIER SHORT TERM CREDIT SRI subfund	93
ECHIQUIER AGENOR EURO SRI MID CAP subfund	100
ECHIQUIER AVENIR subfund	109
ECHIQUIER AVENIR DYNAMIQUE subfund	118
ECHIQUIER VALUE EUROPE subfund	127
3. Marketing information	137
4. Investment rules	137
5. Global risk	138
6. Asset valuation and accounting rules	139
6.1 Valuation rules	139
6.2 Accounting method	139
7. Remuneration	142
8. Articles of incorporation	143
9. Facilities (Article 92 - Directive 2019/1160)	153
10. Informations for foreign investors	154

1. General features

1.1 Form of the UCITS

Name and registered office

Echiquier
53 avenue d'Iéna, 75116 Paris

Legal form and member state in which the UCITS was created

French SICAV (open-ended investment fund) established in the form of a public limited company (Société Anonyme - SA).

Inception date and expected lifetime

The SICAV was created on 4 December 2018 for a period of 99 years.

Fund overview: The SICAV comprises the following sub-funds:

Share class ISIN code	Subfund no.1 - ECHIQUIER AGENOR MID CAP EUROPE			
	Allocation of distributable amounts	Base currency	Target investors	Minimum subscription amount
A share: FR0010321810	Net income: Accumulation Net realised gains: Accumulation	Euro	All investors	None
B share: FR001400LWAO	Net income: Accumulation Net realised gains: Accumulation	Euro	Reserved for Allianz entities, BPCE entities and entities of the La Banque postale group	None
G share: FR0010581710	Net income: Accumulation Net realised gains: Accumulation	Euro	Reserved for distribution by financial intermediaries (1)	None
D share: FR0050001207	Net income: Distribution and/or carried forward Net realised gains: Distribution and/or carried forward	Euro	Reserved for investors resident in Belgium or Luxembourg	None
I share: FR0011188259	Net income: Accumulation Net realised gains: Accumulation	Euro	Reserved for institutional investors	Initial subscription: EUR 1,000,000 minimum (2)
IXL share: FR0013406998	Net income: Accumulation Net realised gains: Accumulation	Euro	Reserved for institutional investors	Initial subscription: EUR 30,000,000 minimum (3)

(1) Subscription for this share class is limited to investors subscribing through intermediaries providing an independent advisory or discretionary investment management service (including the management company within the limits of its "Sélection" offer) or multi-managers or distributors who:

- are subject to national law forbidding any retrocessions to distributors (e.g. the United Kingdom and the Netherlands)
- provide investment services and activities as defined by the MiFID II directive, and for which they are exclusively remunerated by their clients

(2) With the exception of the management companies of the LBP AM group, which LFDE belongs to, which may subscribe on their own behalf or on behalf of third parties without any minimum subscription amount

(3) With the exception of the management companies of the LBP AM group, which LFDE belongs to, which may subscribe on their own behalf or on behalf of third parties without any minimum subscription amount

Share classes ISIN Code	Subfund no. 2 - ECHIQUIER AGRESSOR			
	Allocation of distributable amounts	Base currency	Target investors	Minimum subscription amount
A share: FR0010321802	Net income: Accumulation Net realised gains: Accumulation	Euro	All investors	None
G share: FR0010581702	Net income: Accumulation Net realised gains: Accumulation	Euro	Reserved for distribution by financial intermediaries (1)	None
I share: FR0011188150	Net income: Accumulation Net realised gains: Accumulation	Euro	Reserved for institutional investors	Initial subscription: EUR 1,000,000 minimum (2)
P share: FR0011435197	Net income: Accumulation Net realised gains: Accumulation	Euro	All investors	None
GD share: FR0014017F22	Net income: Accumulation and/or distribution and/or carry forward Possibility of interim dividend Net realised gains: Accumulation and/or distribution and/or carry forward Possibility of interim dividend	Euro	Reserved for feeder UCIs	None

- (1) Subscription for this share class is limited to investors subscribing through intermediaries providing an independent advisory or discretionary investment management service (including the management company within the limits of its "Sélection" offer) or multi-managers or distributors who:
- are subject to national law forbidding any retrocessions to distributors (e.g. the United Kingdom and the Netherlands)
 - provide investment services and activities as defined by the MiFID II directive, and for which they are exclusively remunerated by their clients
- (2) With the exception of the management companies of the LBP AM group, which LFDE belongs to, which may subscribe on their own behalf or on behalf of third parties, without any minimum subscription amount.
- (3) With the exception of the management companies of the LBP AM group, which LFDE belongs to, which may subscribe on their own behalf or on behalf of third parties, without any minimum subscription amount.

Share classes ISIN Code	Subfund no. 3 - ECHIQUIER HYBRID BONDS			
	Allocation of distributable amounts	Base currency	Target investors	Minimum subscription amount
A share: FR0013277571	Net income: Accumulation Net realised gains: Accumulation	Euro	All investors	EUR 100
AD share: FR0013277597	Net income: Distribution and/or carried forward Net realised gains: Distribution and/or carried forward	Euro	All investors	EUR 100
G share: FR0013340957	Net income: Accumulation Net realised gains: Accumulation	Euro	Reserved for distribution by financial intermediaries (1)	EUR 100
I share: FR0013217999	Net income: Accumulation Net realised gains: Accumulation	Euro	Reserved for institutional investors	EUR 500,000 minimum (2)
ID share: FR0013277555	Net income: Distribution and/or carried forward Net realised gains: Distribution and/or carried forward	Euro	Reserved for institutional investors	EUR 500,000 minimum (2)
IXL share: FR0013218005	Net income: Accumulation Net realised gains: Accumulation	Euro	Reserved for institutional investors	Initial subscription: EUR 30,000,000 minimum (3)

- (1) Subscription for this share class is limited to investors subscribing through intermediaries providing an independent advisory or discretionary investment management service (including the management company within the limits of its "Sélection" offer) or multi-managers or distributors who:
- are subject to national law forbidding any retrocessions to distributors (e.g. the United Kingdom and the Netherlands)
 - provide investment services and activities as defined by the MiFID II directive, and for which they are exclusively remunerated by their clients
- (2) With the exception of the management companies of the LBP AM group, which LFDE belongs to, which may subscribe on their own behalf or on behalf of third parties, without any minimum subscription amount.
- (3) With the exception of the management companies of the LBP AM group, which LFDE belongs to, which may subscribe on their own behalf or on behalf of third parties, without any minimum subscription amount.
- (*) "Founder subscribers": first subscription within four months of the launch of the UCITS, this share only remains open to these investors.

Share class ISIN code	Subfund no.4 - ECHIQUIER ARTY SRI			
	Allocation of distributable amounts	Base currency	Target investors	Minimum subscription amount
A share: FR0010611293	Net income: Accumulation Net realised gains: Accumulation	Euro	All investors	None
D share: FR0011667989	Net income: Distribution and/or carried forward Net realised gains: Distribution and/or carried forward	Euro	All investors	None
G share: FR0013084043	Net income: Accumulation Net realised gains: Accumulation	Euro	Reserved for distribution by financial intermediaries (1)	None
I share: FR0011645555	Net income: Accumulation Net realised gains: Accumulation	Euro	Reserved for institutional investors	Initial subscription: EUR 1,000,000 minimum (2)
R share: FR0011039304	Net income: Accumulation Net realised gains: Accumulation	Euro	Reserved for Italian and Swiss financial intermediaries (1)	None

- (1) Subscription for this share class is limited to investors subscribing through intermediaries providing an independent advisory or discretionary investment management service (including the management company within the limits of its "Sélection" offer) or multi-managers or distributors who:
- are subject to national laws forbidding any retrocessions to distributors (e.g. the United Kingdom and the Netherlands)
 - provide investment services and activities as defined by the MiFID II directive, and for which they are exclusively remunerated by their clients
- (2) With the exception of the management companies of the LBP AM group, which LFDE belongs to, which may subscribe on their own behalf or on behalf of third parties, without any minimum subscription amount.

Share classes ISIN Code	Subfund no. 5 - ECHIQUIER CREDIT SRI EUROPE			
	Allocation of distributable amounts	Base currency	Target investors	Minimum subscription amount
A share: FR0010491803	Net income: Accumulation Net realised gains: Accumulation	Euro	All investors	None
G share: FR0013286614	Net income: Accumulation Net realised gains: Accumulation	Euro	Reserved for distribution by financial intermediaries (1)	None
I share: FR0011829050	Net income: Accumulation Net realised gains: Accumulation	Euro	Reserved for institutional investors	Initial subscription: EUR 1,000,000 minimum (2)
IXL share: FR001400N3D6	Net income: Accumulation Net realised gains: Accumulation	Euro	Reserved for institutional investors	Initial subscription: EUR 30,000,000 minimum (3)

- (1) Subscription for this share class is limited to investors subscribing through intermediaries providing an independent advisory or discretionary investment management service (including the management company within the limits of its "Sélection" offer) or multi-managers or distributors who:
- are subject to national laws forbidding any retrocessions to distributors (e.g. the United Kingdom and the Netherlands)
 - provide investment services and activities as defined by the MiFID II directive, and for which they are exclusively remunerated by their clients
- (2) With the exception of the management companies of the LBP AM group, which LFDE belongs to, which may subscribe on their own behalf or on behalf of third parties, without any minimum subscription amount.
- (3) With the exception of the management companies of the LBP AM group, which LFDE belongs to, which may subscribe on their own behalf or on behalf of third parties, without any minimum subscription amount.

Share class ISIN code	Subfund no. 6 - ECHIQUIER MAJOR SRI GROWTH EUROPE			
	Allocation of distributable amounts	Base currency	Target investors	Minimum subscription amount
A share: FR0010321828	Net income: Accumulation Net realised gains: Accumulation	Euro	All investors	None
B share: FR001400LWB8	Net income: Accumulation Net realised gains: Accumulation	Euro	Reserved for Allianz entities, La Banque Postale group entities, BPCE entities and VEGA IS, including via the insurers Generali, Spirica, AEP and LMP.	None
G share: FR0010581728	Net income: Accumulation Net realised gains: Accumulation	Euro	Reserved for distribution by financial intermediaries (1)	None
I share: FR0011188275	Net income: Accumulation Net realised gains: Accumulation	Euro	Reserved for institutional investors	Initial subscription: EUR 1,000,000 minimum (2)
IXL share: FR0013431871	Net income: Accumulation Net realised gains: Accumulation	Euro	Reserved for institutional investors	Initial subscription: EUR 30,000,000 minimum (3)

- (1) Subscription for this share class is limited to investors subscribing through intermediaries providing an independent advisory or discretionary investment management service (including the management company within the limits of its "Sélection" offer) or multi-managers or distributors who:
- are subject to national laws forbidding any retrocessions to distributors (e.g. the United Kingdom and the Netherlands)
 - provide investment services and activities as defined by the MiFID II directive, and for which they are exclusively remunerated by their clients
- (2) With the exception of the management companies of the LBP AM group, which LFDE belongs to, which may subscribe on their own behalf or on behalf of third parties, without any minimum subscription amount.
- (3) With the exception of the management companies of the LBP AM group, which LFDE belongs to, which may subscribe on their own behalf or on behalf of third parties, without any minimum subscription amount.

Share class ISIN code	Subfund no. 7 - ECHIQUIER WORLD EQUITY GROWTH			
	Allocation of distributable amounts	Base currency	Target investors	Minimum subscription amount
A share: FR0010859769	Net income: Accumulation Net realised gains: Accumulation	Euro	All investors	None
G share: FR0010868174	Net income: Accumulation Net realised gains: Accumulation	Euro	Reserved for distribution by financial intermediaries (1)	None
G USD share: FR0013379013	Net income: Accumulation Net realised gains: Accumulation	USD	Reserved for distribution by financial intermediaries (1)	None
I share: FR0011188267	Net income: Accumulation Net realised gains: Accumulation	Euro	Reserved for institutional investors	Initial subscription: EUR 1,000,000 minimum (2)
I USD share: FR0013405263	Net income: Accumulation Net realised gains: Accumulation	USD	Reserved for institutional investors	Initial subscription: USD 1,000,000 minimum (2)
IXL share: FR0013429719	Net income: Accumulation Net realised gains: Accumulation	Euro	Reserved for institutional investors	Initial subscription: EUR 30,000,000 minimum (3)

- (1) Subscription for this share class is limited to investors subscribing through intermediaries providing an independent advisory or discretionary investment management service (including the management company within the limits of its "Sélection" offer) or multi-managers or distributors who:
- are subject to national law forbidding any retrocessions to distributors (e.g. the United Kingdom and the Netherlands)
 - provide investment services and activities as defined by the MiFID II directive, and for which they are exclusively remunerated by their clients
- (2) With the exception of the management companies of the LBP AM group, which LFDE belongs to, which may subscribe on their own behalf or on behalf of third parties, without any minimum subscription amount.
- (3) With the exception of the management companies of the LBP AM group, which LFDE belongs to, which may subscribe on their own behalf or on behalf of third parties, without any minimum subscription amount.

Share class ISIN code	Subfund no. 8 - ECHIQUIER ENTREPRENEURS			
	Allocation of distributable amounts	Base currency	Target investors	Minimum subscription amount
A share: FR0011558246	Net income: Accumulation Net realised gains: Accumulation	Euro	All investors	None
G share: FR0013111382	Net income: Accumulation Net realised gains: Accumulation	Euro	Reserved for institutional investors and distribution by financial intermediaries (1)	None
I share: FR001400N5L4	Net income: Accumulation Net realised gains: Accumulation	Euro	Reserved for institutional investors (2)	Initial subscription: EUR 1,000,000
IXL share: FR0014017G70	Net income: Accumulation Net realised gains: Accumulation	Euro	Reserved for Amundi (3)	Initial subscription: EUR 30,000,000

- (1) Subscription for this share class is limited to institutional investors and investors subscribing through intermediaries providing an independent advisory service or discretionary investment management (including the management company within the limits of its "Sélection" offer) or multi-managers or distributors who:
- are subject to national laws forbidding any retrocessions to distributors (e.g. the United Kingdom and the Netherlands)
 - provide investment services and activities as defined by the MiFID II directive, and for which they are exclusively remunerated by their clients
- (2) With the exception of the management companies of the LBP AM group, which LFDE belongs to, which may subscribe on their own behalf or on behalf of third parties, without any minimum subscription amount.
- (3) With the exception of the management companies of the LBP AM group, which LFDE belongs to, which may subscribe on their own behalf, without any minimum subscription amount.

Share classes ISIN Code	Subfund no. 9 - ECHIQUIER ALPHA MAJOR SRI			
	Allocation of distributable amounts	Base currency	Target investors	Minimum subscription amount
A share: FR0013406691	Net income: Accumulation Net realised gains: Accumulation	Euro	All investors	None
G share: FR0013406717	Net income: Accumulation Net realised gains: Accumulation	Euro	Reserved for distribution by financial intermediaries (1)	None
I share: FR0013406709	Net income: Accumulation Net realised gains: Accumulation	Euro	Reserved for institutional investors	Initial subscription: EUR 1,000,000 minimum (2)

Subfund no. 9 - ECHIQUIER ALPHA MAJOR SRI

- (1) Subscription for this share class is limited to investors subscribing through intermediaries providing an independent advisory or discretionary investment management service (including the management company within the limits of its "Sélection" offer) or multi-managers or distributors who:
- are subject to national laws forbidding any retrocessions to distributors (e.g. the United Kingdom and the Netherlands)
 - provide investment services and activities as defined by the MiFID II directive, and for which they are exclusively remunerated by their clients
- (2) With the exception of the management companies of the LBP AM group, which LFDE belongs to, which may subscribe on their own behalf or on behalf of third parties, without any minimum subscription amount.

Subfund no. 10 - ECHIQUIER SHORT TERM CREDIT SRI

Share class ISIN code	Subfund no. 10 - ECHIQUIER SHORT TERM CREDIT SRI			
	Allocation of distributable amounts	Base currency	Target investors	Minimum subscription amount
A share: FR0010839282	Net income: Accumulation Net realised gains: Accumulation	Euro	All investors	None
I share: FR0013390564	Net income: Accumulation Net realised gains: Accumulation	Euro	Reserved for institutional investors	EUR 1,000,000 minimum (1)
IXL share: FR001400N3E4	Net income: Accumulation Net realised gains: Accumulation	Euro	Reserved for institutional investors	Initial subscription: EUR 30,000,000 minimum (2)

- (1) With the exception of the management companies of the LBP AM group, which LFDE belongs to, which may subscribe on their own behalf or on behalf of third parties, without any minimum subscription amount.
- (2) With the exception of the management companies of the LBP AM group, which LFDE belongs to, which may subscribe on their own behalf or on behalf of third parties, without any minimum subscription amount.

Share class ISIN code	Subfund no. 11 - ECHIQUIER AGENOR EURO SRI MID CAP			
	Allocation of distributable amounts	Base currency	Target investors	Minimum subscription amount
A share: FR0013403706	Net income: Accumulation Net realised gains: Accumulation	Euro	All investors	None
F share: FR0013387354	Net income: Accumulation Net realised gains: Accumulation	Euro	Reserved for founder subscriber institutional investors(3)	Initial subscription: EUR 5,000,000 minimum (2)
G share: FR0013403714	Net income: Accumulation Net realised gains: Accumulation	Euro	Reserved for distribution by financial intermediaries (1)	None
I share: FR0013387339	Net income: Accumulation Net realised gains: Accumulation	Euro	Reserved for institutional investors	Initial subscription: EUR 1,000,000 minimum (2)
ID share: FR0014000865	Net income: Distribution and/or carried forward Net realised gains: Distribution and/or carried forward	Euro	Reserved for institutional investors	Initial subscription: EUR 1,000,000 minimum (2)
IXL share: FR0013480431	Net income: Accumulation Net realised gains: Accumulation	Euro	Reserved for institutional investors	Initial subscription: EUR 30,000,000 minimum (4)

- (1) Subscription for this share class is limited to investors subscribing through intermediaries providing an independent advisory or discretionary investment management service (including the management company within the limits of its "Sélection" offer) or multi-managers or distributors who:
- are subject to national laws forbidding any retrocessions to distributors (e.g. the United Kingdom and the Netherlands)
 - provide investment services and activities as defined by the MiFID II directive, and for which they are exclusively remunerated by their clients
- (2) With the exception of the management companies of the LBP AM group, which LFDE belongs to, which may subscribe on their own behalf or on behalf of third parties, without any minimum subscription amount.
- (3) The F share will be closed as soon as the net assets of the subfund have reached EUR 100 M and at the latest on 31/03/2019. After this date, only investors who already hold these shares may take part in new subscriptions, over the life of the subfund. Other shareholders (those who do not hold F shares) will only be able to subscribe to one of the other shares, regardless of the size of their investment.
- (4) With the exception of the management companies of the LBP AM group, which LFDE belongs to, which may subscribe on their own behalf or on behalf of third parties, without any minimum subscription amount.

Share class ISIN code	Subfund no. 12 - ECHIQUIER AVENIR			
	Allocation of distributable amounts	Base currency	Target investors	Minimum subscription amount
H share: FR0013480704	Net income: Accumulation Net realised gains: Accumulation	Euro	All investors	None

Share class ISIN code	Subfund no. 13 - ECHIQUIER AVENIR DYNAMIQUE			
	Allocation of distributable amounts	Base currency	Target investors	Minimum subscription amount
H share: FR0013489457	Net income: Accumulation Net realised gains: Accumulation	Euro	All investors	None

Subfund no. 14 - ECHIQUIER VALUE EUROPE				
Share class ISIN code	Allocation of distributable amounts	Base currency	Target investors	Minimum subscription amount (1)
AD share: FR0013484037	Accumulation and/or distribution (and/or carried forward) Possibility of an interim dividend EUR	EUR	All investors, more specifically intended to serve as a unit-linked vehicle for GMO and ASCENDO life insurance policies offered by La Banque Postale Group	None
I share: FR0010600239	Accumulation	EUR	Reserved for institutional investors	Initial subscription: €100,000 minimum (2)
I-N share: FR0011524396	Accumulation	EUR	All investors, more specifically intended for institutional investors	Initial subscription: €25,000,000
P share: FR0010547067	Accumulation	EUR	All investors	None
S share: FR0013245420	Accumulation	EUR	Intended for distribution by financial intermediaries other than the management company (2)	None
B share: FR0014013H08	Accumulation	EUR	Reserved for distribution via international financial intermediaries or via entities of the La Banque postale group	None

(1) In the case of proprietary investments, the Management Company is not required to comply with the stated minimum.

(2) Subscription for this share class is limited to investors subscribing through intermediaries providing an independent advisory service or discretionary investment management (including the management company within the limits of its "Sélection" offer) or multi-managers or distributors who:

- are subject to national laws forbidding any retrocessions to distributors (e.g. the United Kingdom and the Netherlands)
- provide investment services as defined by the European MiFID II regulation, and for which they are exclusively remunerated by their clients

Where to obtain the latest annual and interim reports

The latest annual and interim reports are available on the website www.lfde.com or may be sent to shareholders within eight business days on written request to:

LA FINANCIERE DE L'ÉCHIQUIER
53 Avenue d'Iéna
75116 Paris

If required, additional information may be obtained from the Management Company by telephoning +33 (0)1.47.23.90.90.

1.2 Parties

Depository and custodian

BNP PARIBAS SA
16, boulevard des Italiens
75009 Paris
Trade and Companies Register: 662 042 449 RCS Paris

BNP PARIBAS SA is a licensed bank authorised by the Autorité de Contrôle Prudentiel et de Résolution (ACPR). It is also the issuance account keeper (UCITS liabilities) and the centralising agent appointed to act on behalf of the SICAV.

Description of its duties and of conflicts of interest that may arise:

The Depository exercises three types of responsibilities, namely the legal oversight of the management company (as defined in Article 22.3 of the UCITS V directive), the monitoring of the cash flows of the UCITS (as set out in Article 22.4) and the safekeeping of the UCITS assets (per Article 22.5). The primary objective of the Depository is to protect the interests of the holders/investors of the UCITS, which always prevail over any commercial interests.

Conflicts of interest may arise if and when the management company or the UCITS maintains other business relationships with BNP Paribas SA in parallel with an appointment of BNP Paribas SA acting as Depository. For example, BNP Paribas SA could, as well as acting as Depository, also provide the UCITS or the management company with fund administration services, including net asset value calculation.

In order to address situations of conflicts of interest, the Depository has implemented and maintains a management of conflicts of interest policy, aiming at:

- Identifying and analysing potential situations of conflicts of interest;
- Recording, managing and monitoring the conflict of interest situations either by:
 - Relying on the permanent measures in place to address conflicts of interest such as maintaining separate legal entities, segregation of duties, separation of reporting lines, insider lists for staff members,
 - implementing on a case-by-case basis the appropriate preventive measures such as drawing up a new watch list, implementing a new Chinese wall, making sure that operations are carried out at arm's length and/or informing the clients concerned, or refusing to carry out the activity giving rise to the conflict of interest.

Description of any safekeeping functions delegated by the Depository, the list of delegates and subdelegates and any conflicts of interest that may arise from such a delegation:

The Depository of the UCITS, BNP Paribas SA, is responsible for safekeeping of the assets (as defined in Article 22.5 of the directive cited above). In order to provide custody services in a large number of countries, allowing UCITS to meet their investment objectives, BNP Paribas SA has appointed sub-custodians in countries where BNP Paribas SA has no direct local presence.

These entities are listed on the following website:
<https://securities.bnpparibas.com>

The process of appointing sub-custodians and their continuing oversight follows the highest quality standards, including the management of any potential conflict of interest that should arise from such an appointment.

Up-to-date information on the two previous points will be sent to the investor on request.

Statutory auditor

PricewaterhouseCoopers Audit
Represented by Raphaëlle Alezra-Cabessa
63 rue de Villiers - 92208 Neuilly sur Seine

Distributor

LA FINANCIERE DE L'ECHIQUIER
53 Avenue d'Iéna
75116 Paris

This list of distributors is not exhaustive, mainly as the UCITS is listed on Euroclear. As a result, some distributors may not be mandated by or known to the management company.

Delegates

Financial Manager

LA FINANCIERE DE L'ECHIQUIER
53 avenue d'Iéna- 75116 Paris

The management company authorised by the AMF (Autorité des Marchés Financiers) on 17/01/1991 under number GP 91004.

Administrative and Accounting Management

SOCIETE GENERALE
29 boulevard Haussmann – 75009 Paris

Advisers

None.

Centralising agent for subscription and redemption orders appointed by the management company

The Management Company has delegated all the tasks of centralising subscription and redemption orders to the following institutions:

- for shares registered or to be registered in the shared electronic registration system:

IZNES, a simplified joint-stock company, approved by the ACPR as an investment firm on 26 June 2020; registered office: 18 Boulevard Malesherbes, 75008 Paris – France

- for bearer shares registered or to be registered with Euroclear: BNP PARIBAS SA - a public limited company having its registered office located at 16, Boulevard des Italiens 75009 Paris. Credit institution approved by the French Prudential Supervisory and Resolution Authority (APCR).

Members of the administrative, management and supervisory bodies of the SICAV

The list of the SICAV's managers and their main roles is available in the SICAV's annual report. Such information is communicated under the responsibility of each of the cited members.

2. Operating and management procedures

2.1 General features

Segregation of subfunds

The SICAV allows investors to choose between several subfunds, each with a different investment objective. Each subfund constitutes a separate pool of assets. The assets of a specific subfund cover only the debts, commitments and obligations that concern that subfund.

Characteristics of the shares

Nature of rights attached to the share class: Each shareholder has co-ownership rights on the fund's net assets in proportion to the number of shares held.

Liability management: The liabilities management is provided by IZNES for the shares registered or to be registered in the shared electronic registration system and by the Depositary (BNP PARIBAS SA) for the other equities. Shares registered in bearer form are listed on EUROCLEAR France. Direct registered shares are registered by the Management Company in the shared electronic registration system.

Voting rights: Each share entitles the holder to vote and be represented in general meetings under the conditions set by law and the articles of incorporation.

Form of the shares: Shares in bearer or directly registered form, with the latter exclusively concerning the shares to be registered in the IZNES shared electronic registration system for investors with access to that system.

Fractions of shares: Subscriptions and redemptions are carried out in thousandths of shares. Subscriptions and redemptions for the Echiquier Value Europe and Echiquier Agressor sub-funds are accepted in units of one-tenth of a share and, for certain shares, one-hundredth of a share.

Year-end

The last trading day of the Paris stock market in March each year as at the financial year closed on 31 March 2022.

Tax regime

This prospectus does not purport to set out the tax implications for investors subscribing, redeeming, holding or selling shares of a subfund of the SICAV. These tax implications will vary

depending on the laws and practices in force in the shareholder's country of residence, domicile or incorporation, and on the shareholder's individual circumstances.

Depending on your tax regime, your country of residence, or the jurisdiction from which you invest in this SICAV, any capital gains and income from holding shares of subfund(s) of the SICAV may be subject to taxation. We advise you to consult a tax adviser regarding the potential consequences of purchasing, holding, selling, or redeeming shares of subfunds of the SICAV according to the laws of your country of tax residence, ordinary residence, or domicile.

Neither the management company nor the distributors shall accept any responsibility whatsoever for the tax consequences that may arise for investors following a decision to purchase, hold, sell or redeem shares of a subfund of the SICAV.

The SICAV offers either accumulation shares or shares with distribution and/or carry-forward through the different subfunds. Investors are advised to consult their tax adviser regarding the regulations in force in their country of residence, following the rules for their particular situation (individuals, legal entities subject to corporate income tax, other cases, etc.). The rules applying to French resident investors are set by the French General Tax Code.

In general, investors are advised to consult their usual financial adviser or customer relationship manager to clarify the tax rules applicable in their particular circumstances.

Under the United States FATCA regulations (Foreign Account Tax Compliance Act), investors may be required to provide the UCI, the management company or their agent with information on their personal identity and place of residence (domicile and tax residence) for the purpose of identifying "US persons", as defined by FATCA. This information may be sent to the United States tax authorities via the French tax authorities. The failure by investors to fulfil this obligation may result in the deduction of a 30% withholding tax on US source income. Notwithstanding the efforts of the management company in relation to FATCA, investors are asked to ensure that the financial intermediary they have used to invest in the fund has "Participating FFI" status. For more information, investors should contact a tax adviser.

Intermediary selection policy

Intermediaries and counterparties are selected from a predefined list by means of a competitive process. The list is established based on selection criteria specified in the policy for selection of market intermediaries available on the management company's website.

2.2 Specific features

ECHIQUIER AGENOR MID CAP EUROPE subfund

- A share ISIN code: FR0010321810
- B share ISIN code: FR001400LWA0
- G share ISIN code: FR0010581710
- D share ISIN code: FR0050001207
- I share ISIN code: FR0011188259
- IXL share ISIN code: FR0013406998

Tax treatment

The subfund is eligible for the PEA.

Investment objective

ECHIQUIER AGENOR MID CAP EUROPE is a stock-picking subfund. It invests in European growth small and mid caps, selected in particular for the quality of their management.

This objective is combined with an extra-financial approach incorporating environmental, social, and governance (ESG) criteria.

The extra-financial objective of the subfund complies with the provisions of Article 8 of the SFDR.

Benchmark

The MSCI Europe Mid Cap NR index is a representative benchmark of the management of ECHIQUIER AGENOR MID CAP EUROPE (Bloomberg code M7EUMC Index). This index represents the movements of all equities of European mid cap companies. It is calculated in euros, with dividends reinvested.

The administrator MSCI Limited of the benchmark MSCI Europe Mid Cap NR is included in the register of administrators and benchmarks kept by the ESMA.

In accordance with Regulation (EU) 2016/1011 of the European Parliament and of the Council of 8 June 2016, the management company has a procedure for monitoring the benchmark indices used, describing the measures to be implemented in the event of substantial changes to an index or should that index no longer be provided.

Investment strategy

1. Strategies used

The subfund implements an active and discretionary management strategy, focused on equity markets in the European Union. The subfund is exposed mainly to European small and mid caps.

To ensure that the subfund is eligible for the PEA, 75% of its assets are invested in PEA-eligible securities as defined in article L.221-31 of the French Monetary and Financial Code.

The management of ECHIQUIER AGENOR MID CAP EUROPE is based on a rigorous stock-picking process, involving direct meetings with the companies in which the subfund invests.

SRI approach implemented and portfolio construction

The manager carries out a rigorous securities selection via a two-step process:

- The first consists of analysing a universe of equities based on exclusion lists and the quantitative extra-financial rating of issuers.
- The second aims to select the securities according to their financial and extra-financial characteristics.

1. First step: Analysis of the investment universe

The **investment universe** is made up of stocks rated by the management company using its proprietary model with a geographical filter for Europe and a maximum market capitalisation filter corresponding to the largest capitalisation in the MSCI Europe Mid cap index (this upper limit of the universe is updated annually).

It is analysed using socially responsible investment (SRI) criteria, in order to identify the companies with the best practices in terms of sustainable development.

This analysis is done using a proprietary tool of the LBP AM group: GREaT.

The extra-financial rating of the issuers, which applies to all the asset classes, is based on four pillars that enable a pragmatic and differentiating analysis:

- Responsible governance: the purpose of this pillar is to assess the organisation and effectiveness of powers within each issuer (for example, for companies: to assess the balance of powers, executive compensation, business ethics or tax practices);
- Sustainable resource management: this pillar makes it possible, for example, to study environmental impacts and human capital for each issuer (for example, quality of working conditions or management of relations with suppliers);
- Energy transition: this pillar makes it possible, for example, to assess each issuer's strategy to support the energy transition (for example, greenhouse gas reduction approach, response to long-term challenges);
- Regional development: this pillar makes it possible, for example, to analyse each issuer's strategy in terms of access to basic services.

Thus, several criteria are identified for each pillar and monitored using indicators collected from various extra-financial rating agencies. The methodology makes it possible to reduce biases, particularly capital or sector biases, which could artificially improve the rating through allocation decisions. However, the analysis carried out depends on the quality of the information collected and the transparency of the issuers in question.

If this quantitative assessment of the Governance pillar appears to be insufficient or in the case of a significant controversy, the management team will also carry out a qualitative analysis of the governance. This analysis could result in a decision not to invest or to divest from the company in question.

Moreover, the manager may propose a modification to the quantitative rating to support a qualitative analysis, and this modification would be subject to the approval of an ad hoc committee. The final score will be between 1 and 10 – an SRI score of 1 represents a low extra-financial quality and a score of 10 a high extra-financial quality.

In addition, within the limit of 10%, securities may be selected from outside the investment universe on the condition that these securities comply with the investment strategy of the UCI, the restrictions linked to exclusions and to the rating presented above.

In any event, 90%¹ of the portfolio's net assets are permanently made up of securities subject to an extra-financial analysis.

The exclusions serve as a second filter. The management company implements an exclusion filter, for which the list is drawn up at the LBP AM Group level and defined in its exclusion policy. It consists of norm-based and sector exclusions. The norm-based exclusions concern issuers that present critical risks of serious and/or repeated breaches and/or involved in serious, proven and repeated controversies with respect to the United Nations Global Compact, Guiding Principles on Business and Human Rights or the OECD Guidelines for Multinational Enterprises. The sector exclusions concern issuers generating significant revenue in business sectors that present ethical and reputation risks, such as tobacco, gambling and coal.

A more complete description of the exclusions is provided in the Management Company's "Exclusion Policy" document available on its website (<https://www.lfde.com>).

The fund's average weighted GREaT score must be higher than the GREaT score of the investment universe.

2. Second step: selection of securities according to their financial and extra-financial characteristics.

Following this first step, the manager carries out a fundamental analysis of each issuer based on the following criteria:

- Analysis of the company's management
- Quality of its financial structure
- Visibility on future earnings
- Analysis of the financial statements
- The growth prospects for its business
- The speculative nature of the security

Depending on the manager's convictions, the portfolio's construction can lead to a concentrated portfolio (fewer than 50 stocks).

Voting and engagement

La Financière de l'Echiquier has adhered to the shareholder engagement policy of the LBP AM group and has accordingly delegated the exercise of voting rights to LBP AM. For more information, investors should refer to the Voting and Engagement Policy available on www.lfde.com.

Notes relating to the SFDR

¹ Depending on the assets eligible for the Fund's strategy, bonds and other debt securities issued by public or quasi-public issuers as well as cash held on an ancillary basis are excluded from the calculation base for the % of net assets subject to extra-financial analysis.

The UCI falls under article 8 of Regulation (EU) 2019/2088 of the European Parliament and of the Council of 27 November 2019 on sustainability-related disclosures in the financial services sector (the "SFDR").

Sustainable investment

A sustainable investment meets three criteria:

- the company's activity contributes positively to an environmental or social objective
- it does not cause significant harm to any of these objectives
- the company applies good governance practices

The UCI commits to making sustainable investments of at least 10% of the net assets.

Consideration of the European Taxonomy:

The six objectives of the European Taxonomy are taken into account in the quantitative extra-financial rating via the proprietary scoring tool. Companies whose activity contributes to achieving the European Taxonomy's environmental objectives are therefore favoured by the rating tool. However, the rating assigned to each security is the result of a global and systematic analysis that also takes into account criteria linked to social objectives.

The UCI undertakes to invest at least 0% in activities aligned with the European Taxonomy.

Consideration of principal adverse impacts

The management team takes the principal adverse sustainability impacts into account in its investment decisions. For more detailed information on the consideration of principal adverse impacts, investors should refer to Article 4 of the management company's SFDR policy available on the website: www.lfde.com.

More information about the environmental and/or social characteristics of the UCI is available in the SFDR annex of this document and in the sustainable investment methodology on the website www.lfde.com (Responsible Investment/To find out more).

2. Assets (excluding derivatives)

a) Equities:

ECHIQUIER AGENOR MID CAP EUROPE is invested in stocks of all sectors and all capitalisations.

It should be noted, however, that the subfund invests mainly in European small and mid cap stocks (on investment). This criterion is assessed at the time of the initial investment in the equities in question.

ECHIQUIER AGENOR MID CAP EUROPE is mainly invested in European Union equities, but may invest up to 25% of its net assets in equities outside this zone.

b) Debt securities and money market instruments: Up to 25% of the subfund's assets may be invested:

- in negotiable debt securities. The longest maturity of debt securities used for the subfund's cash management shall be 5 years. The short-term securities used have a Standard & Poor's rating of investment grade or an equivalent rating by another

ratings agency. Up to 10% of the subfund's assets may be invested in high yield or unrated negotiable debt securities.

- in bonds. In this regard, particular attention will be given to the credit quality of the companies that issue these securities. Eligible securities are deemed investment grade, i.e., having a minimum Standard & Poor's rating of BBB- or equivalent or considered as such by the management team. The maximum maturity of bonds is 10 years. Up to 10% of the subfund's assets may be invested in high yield or unrated bonds. No limits have been set for the proportion of bonds of sovereign and private issuers in the portfolio.

Prior to purchase and for monitoring purposes over the life of securities, the credit risk is assessed on the basis of research and analysis carried out in-house by La Financière de l'Echiquier and using the ratings produced by the rating agencies.

When securities are deemed high yield or unrated, their issuers belong to groups monitored by La Financière de l'Echiquier's internal research.

The ratings mentioned above are those used by the fund manager at the time of the initial investment. If a rating is downgraded over the life of an investment, the manager will conduct an analysis on a case-by-case basis and decide whether or not to maintain the position concerned. The investment limits defined in relation to the assessment of credit risk by the rating agencies may therefore be adjusted slightly to reflect the management team's own analysis.

3. Investment in the securities of other undertakings for collective investment

Up to 10% of the subfund's assets may be invested in units or shares of French and/or European UCITS and in retail investment funds. This will be a UCI in any AMF category provided it is not in conflict with investment strategy. These may be UCIs managed by the management company or by an associate company.

4. Derivatives

The subfund may invest in financial derivative instruments traded on regulated, unregulated, and/or over-the-counter markets. Within this framework, it may take positions to hedge the portfolio. It may also take positions to gain exposure to business sectors, equities, securities and equivalent instruments, and indices in order to satisfy the investment objective. The subfund may take positions to hedge the portfolio against currency risk.

These transactions shall be limited to 100% of the subfund's assets.

Financial instruments are entered into with intermediaries selected by the management company that have no say on the composition or management of the portfolio of the SICAV's subfund.

5. Securities with embedded derivatives

The manager may invest in securities with embedded derivatives (warrants, subscription certificates, convertible bonds, etc.) traded on regulated markets or over-the-counter. No rating restrictions apply to convertible bonds.

In this context, the manager may take positions to hedge and/or expose the portfolio to business sectors, geographical areas, interest rates, equities (small, mid or large cap stocks),

currencies, securities and equivalents or indices in order to achieve the investment objective.

The use of embedded derivatives, as opposed to the other derivative instruments listed above, will mainly result from the manager seeking to optimise the hedging strategy, or, where relevant, to boost the performance of the portfolio by reducing the costs related to the use of these financial instruments in order to achieve the investment objective.

In any event, the amounts invested in securities with embedded derivatives cannot exceed 10% of the net assets. The risk associated with this type of investment will be limited to the amount invested in the purchase.

6. Deposits

None

7. Cash borrowings

The subfund of the SICAV may borrow cash. Although the subfund may be in a debtor position temporarily as a result of its payment flows (investments and disposals in progress, subscriptions/redemptions, etc.) up to a limit of 10% of its assets, this does not form part of the investment objective.

8. Securities financing transactions

None

Risk profile

Your money will be primarily invested in financial instruments selected by the management company. These instruments will be exposed to market trends and fluctuations.

Risk of capital loss:

Capital loss occurs when a security is sold for less than its purchase price. Investors are warned that they may not get back all the capital they initially invested. The fund offers no capital guarantee or protection.

Equity risk:

If the equities or indices to which the fund portfolio is exposed should fall, the fund's net asset value could also fall.

Risks associated with investments in small and mid cap equities:

On the small and mid cap markets, the volume of equities listed on the stock exchange is low. As a result, market downturns are more pronounced and more rapid than for large caps. The UCI's net asset value may therefore decline rapidly and significantly.

Risk related to discretionary management:

The discretionary management style applied to the fund is based on the selection of securities. There is a risk that the fund might not be invested in the best-performing securities at all times. The fund may therefore not achieve its performance objective. Moreover, the net asset value of the fund may post a negative performance.

Interest rate risk:

The fund's net asset value could fall if interest rates rise.

Credit risk:

Credit risk is the risk of a private issuer's credit rating being downgraded or of its defaulting. The value of the debt securities or bonds in which the fund invests may fall, resulting in a drop in the fund's net asset value.

Currency risk:

This is the risk of a fall in the investment currencies relative to the euro, the portfolio's reference currency. Should any of these currencies weaken against the euro, the net asset value could decline.

Sustainability risk or risk linked to sustainable investment:

Any event or situation in terms of environmental, social or sustainable governance aspects (e.g. climate change, health and safety, companies that do not comply with regulations, such as serious criminal sanctions, etc.) that, if it occurs, could have an actual or potential negative impact on the value of the investment. The occurrence of such an event or situation could also lead to a change in the investment strategy of the UCITS, including the exclusion of the securities of some issuers. More specifically, the negative effects of sustainability risks could affect issuers via a series of mechanisms, especially: 1) lower revenues; 2) increased costs; 3) damages or depreciation in asset value; 4) higher cost of capital; and 5) fines or regulatory risks. Due to the nature of sustainability risks and specific subjects such as climate change, the probability that sustainability risks would have an impact on returns on financial products is likely to increase over the longer term.

Eligible investors and typical investor profile

Target investors:

- A share: All investors

- B share: Reserved for Allianz entities, BPCE entities and entities of the La Banque postale group
- G share: Reserved for distribution by financial intermediaries
- D share: Reserved for investors resident in Belgium or Luxembourg
- I share: Reserved for institutional investors
- IXL share: Reserved for institutional investors

Typical investor profile:

The subfund is intended for individuals or institutional investors who are aware of the inherent risk in holding shares in this type of UCITS, which is a high risk due to investment in European equities.

ECHIQUIER AGENOR MID CAP EUROPE may be used as a vehicle for variable-capital, unit-linked individual life insurance policies.

ECHIQUIER AGENOR MID CAP EUROPE may be used as an investment vehicle for UCITS managed by La Financière de l'Echiquier.

The appropriate amount to invest in ECHIQUIER AGENOR MID CAP EUROPE depends on the personal situation of the investor. In deciding how much to invest, shareholders should take into account their personal assets and any business assets, their cash requirements at the time and in 5 years, and whether they are willing to take risks on equity markets. Investors are also strongly advised to diversify their investments sufficiently so as not to be exposed solely to the risks of this subfund.

Recommended investment period

More than 5 years.

Methods for determining and appropriating distributable amounts

Share class	Allocation of net income	Allocation of net realised gains
A share	Accumulation	Accumulation
B share	Accumulation	Accumulation
G share	Accumulation	Accumulation
D share	Distribution and/or Carried Forward	Distribution and/or Carried Forward
I share	Accumulation	Accumulation
IXL share	Accumulation	Accumulation

Characteristics of the shares: (base currencies, fractions, etc.)

The A, B, G, D, I and IXL shares are denominated in euros and sub-divided into thousandths.

The initial value of the A share is fixed at 100 euros.

The initial value of the B share is fixed at 100 euros.

The initial value of the G share is fixed at 168.16 euros.

The initial value of the D share is fixed at 100 euros.

The initial value of the I share is fixed at 1,000 euros.

The initial value of the IXL share is fixed at 1,000 euros.

Subscription and redemption procedures

Subscriptions may be made in amount or in number of shares, divided into thousandths.

Redemptions may be made solely in number of shares, divided into thousandths.

The minimum initial subscription amount for I shares is 1,000,000 euros, with the exception of the management companies of the LBP AM group, which LFDE belongs to, which may subscribe for only one share on their own behalf or on behalf of third parties.

The minimum initial subscription amount for IXL shares is 30,000,000 euros, with the exception of the management companies of the LBP AM group, which LFDE belongs to, which may subscribe for only one share on their own behalf or on behalf of third parties. Subsequent subscriptions may be carried out in thousandths of shares.

Subscription and redemption requests are centralised each day before 12 noon (Paris time) by the depositary:

BNP PARIBAS SA

16, boulevard des Italiens, 75009 Paris

Postal address: Grands Moulins de Pantin, 9 Rue du Débarcadère, 93500 Pantin

IZNES,

20-18 boulevard Malesherbes - 75008 Paris - France

For eligible investors with access to the shared electronic registration system.

And are executed on the basis of the next net asset value calculated using the closing price on the day the requests were centralised. Subscription and redemption requests arriving after 12 noon (Paris time) are executed on the basis of the net asset value calculated after the one mentioned above.

In some countries, subscriptions may be carried out according to procedures other than a single, one-off subscription. For Italy, details of the subscription procedures are provided on the subscription form.

The net asset value is calculated daily, except for days when the Paris stock market is closed and on official French public holidays.

T	T: Date of establishment of the net asset value	T+1 working day	T+2 working days
Centralisation before 12 noon of subscription and redemption orders	Execution of the order at the latest during day T	Calculation and publication of the net asset value	Payment for subscriptions and redemptions

Procedures for switching from one subfund (or one share class) to another

It is possible to ask to switch (sale followed by simultaneous purchase) from one subfund to another (or between two share classes of the same subfund).

However, these transactions will only be possible:

- on orders expressed in quantities
- on shares of subfunds expressed in the same currency
- on subfunds with the same net asset value calculation frequency and the same centralisation date
- on subfunds with the same subscription/redemption cut-off times

Orders are executed based on the next asset value calculated.

It should be specified that in the event of a switch:

- any prior notice is not applied
- it is the settlement-delivery date of the redemption that is applied to the two parts (subscription and redemption)

Finally, investors are reminded that depending on the tax system of their country, this transaction may trigger the application of tax on capital gains or losses on financial instruments.

Pursuant to Article L. 214-8-7 of the French Monetary and Financial Code, if, under exceptional circumstances it is deemed in the interest of the shareholders, the fund's redemption of shares and its issue of new shares may be temporarily suspended by the management company.

The net asset value is available upon request from the management company on +33 (0)1.47.23.90.90 or on its website (www.lfde.com).

Shareholders should be aware that orders transmitted to distributors other than the institutions mentioned above must take into account that the cut-off time for centralising orders applies to said distributors in respect of BNP PARIBAS SA and IZNES. Consequently, those distributors may apply their own cut-off times, earlier than the cut-off time mentioned above, in order to take into account the time they take to transmit the orders to BNP PARIBAS SA and IZNES. Only investors with access to the IZNES shared electronic registration system may send their subscription and redemption orders to IZNES.

Fees and expenses

Fees charged to the investor, deducted upon subscription and redemption	Basis	Rate
Subscription fee not retained by the UCITS	Net asset value x number of shares	Maximum of 3.00%
Subscription fee retained by the UCITS	Net asset value x number of shares	None
Redemption fee not retained by the UCITS	Net asset value x number of shares	None
Redemption fee retained by the UCITS	Net asset value x number of shares	None

Fees charged to the UCITS	Basis		Rate
1 Investment management fees	Net assets	A share	Maximum of 2.25% incl. tax
		B share	Maximum of 1.75% incl. tax
		G share	Maximum of 1.35% incl. tax
		D share	Maximum of 1.75% incl. tax
		I share	Maximum of 0.93% incl. tax
		IXL share	Maximum of 0.62% incl. tax
2 Operating expenses and other services	Net assets	Applied to all shares	Maximum of 0.09% incl. tax
3 Maximum indirect fees (management fees and expenses)	Net assets		(*)
4 Performance fee	Net assets	A and G shares	15% including taxes of the fund's outperformance, net of fixed management fees, relative to its benchmark index, provided the fund's performance is positive
		B share	None
		D share	None
		I share	None
		IXL share	None

Fees charged to the UCITS	Basis		Rate
---------------------------	-------	--	------

(*) The subfund may invest up to 10% of its assets in other UCIs if the management fees do not exceed 2.392%. For further information, please contact the management company.

With the exception of research costs (see below), the only costs that may be outside the scope of the costs mentioned in the table above are:

- contributions due for management of this Fund pursuant to Article L. 621-5-3 II, 3°, d) of the French Monetary and Financial Code;
- exceptional and non-recurring taxes, duties, fees and government duties (in relation to the Fund);
- exceptional and non-recurring costs for debt recovery or legal proceedings to enforce a right.

Information relating to these fees is also described ex post in the Subfund's annual report.

Furthermore, concerning research fees as defined by Article 314-21 of the AMF General Regulation, they can be charged to the Fund.

Additional information on how these research costs work is available from the management company.

Information about management fees:

Part of these fees may be retroceded to third parties with which the management company has direct or indirect marketing/referencing agreements (distributors and sub-distributors in the case of distribution chains). Some of these third parties may belong to the same group as the management company. These fees, if any, are calculated on the basis of a percentage of the investment management fees actually applied and are invoiced to the management company. Further information about this scheme can be obtained from your financial intermediary.

Information on operating expenses and other services:

These fees are charged on the basis of the fixed rate indicated above.

This fixed rate may be taken even if the actual operating expenses and other services are lower than this rate and, conversely, if the actual operating expenses and other services were to exceed this rate, the excess of this rate would be taken as a charge by the Management Company.

These operating fees and other services are used to cover:

- Fund registration and listing fees
- Costs of information to clients and distributors
- Data charges
- Depositary, legal, audit and tax fees, etc.
- Expenses related to compliance with regulatory obligations and regulatory reporting
- Operating expenses
- Know Your Customer costs

Procedures for calculating the performance fee

Frequency of crystallisation of the performance fee and observation period

The frequency of crystallisation, i.e. the frequency at which the provisions for the performance fee can be retained by the management company, is annual. The observation period runs from 1 April to 31 March.

However, the first observation period for the G share will be more than one year. The first observation period will be from 18 December 2025 to 31 March 2027.

Performance reference period

The performance reference period is the period during which the performance is measured and compared to that of the reference indicator, at the end of which the mechanism for compensating for past underperformance (or negative performance) can be reset. This period is set at five rolling years.

Reference indicator

MSCI Europe Mid Cap NR

Calculation method

The performance fee is provisioned at each net asset value.

The performance fee is adjusted at each net asset value calculation, on the basis of 15% including all taxes of the outperformance of the fund compared to the reference indicator, on the condition that the fund's performance is positive (the net asset value is higher than the net asset value at the start of the period).

If the UCI underperforms the benchmark, this provision is adjusted through reversals. Provision reversals are capped at the level of the allocations made. The methodology applied for the calculation of performance fees is based on the "fictional asset" calculation method, which simulates a fictional asset subject to the same subscription and redemption conditions as the original fund, incremented by the performance of the reference indicator. This fictional asset is then compared with the performance of the fund's actual assets. The difference between the two assets therefore gives the fund's outperformance relative to its reference indicator.

Payment of the performance fee and catch-up period

- In the event that the fund has outperformed at the end of the observation period and that it has a positive performance, the management company takes the fees provisioned and a new observation period starts.
- In the event that the fund has outperformed at the end of the observation period and has a negative performance, the management company takes no performance fee but a new observation period starts.
- In the case that the fund has underperformed its reference indicator at the end of the observation period, no fee is charged and the initial observation period is extended by 12 months (catch-up period) so that this underperformance may be compensated for before a performance fee becomes payable again. The initial observation period may therefore be extended by up to five years (reference period). The observation period may be extended as such by up to five years (reference period). Beyond that, if the residual underperformance has not been caught up, it will be abandoned. If a year of underperformance has occurred within this first 5-year period and has not been caught up for by the end of this first period, a new period of up to 5 years will begin from this new year of underperformance.

When shares are redeemed, if there is a provision for performance fees, the amount proportional to the redeemed shares is paid to the management company

Examples

First case: the UCI outperforms its index over each observation period. Fees are taken for each observation period, and each observation period will be 12 months.

Second case: Depending on the observation periods, the fund underperforms or outperforms its benchmark:

	Fund performance	Index performance	Relative performance over the year	Underperformance of the previous year to be offset	Net relative performance	Underperformance to be offset over the next year	Performance fee	Performance fee calculation
Year 1	5%	0%	5%	0%	5%	0%	Yes	15% x 5%
Year 2	3%	3%	0%	0%	0%	0%	No	-
Year 3	-5%	0%	-5%	0%	-5%	-5%	No	-
Year 4	5%	2%	3%	-5%	-2%	-2%	No	-
Year 5	7%	5%	2%	-2%	0%	0%	No	-
Year 6	10%	5%	5%	0%	5%	0%	Yes	15% x 5%
Year 7	9%	4%	5%	0%	5%	0%	Yes	15% x 5%
Year 8	-15%	-5%	-10%	0%	-10%	-10%	No	-
Year 9	-2%	-4%	2%	-10%	-8%	-8%	No	-
Year 10	0%	-2%	2%	-8%	-6%	-6%	No	-
Year 11	2%	0%	2%	-6%	-4%	-4%	No	-
Year 12	10%	10%	0%	-4%	-4%	0%*	No	-
Year 13	6%	4%	2%	0%	2%	0%	Yes	15% x 2%
Year 14	-6%	0%	-6%	0%	-6%	-6%	No	-
Year 15	4%	2%	2%	-6%	-4%	-4%	No	-
Year 16	6%	4%	2%	-4%	-2%	-2%	No	-
Year 17	10%	14%	-4%	-2%	-6%	-6%	No	-
Year 18	7%	7%	0%	-6%	-6%	-4%**	No	-
Year 19	6%	1%	5%	-4%	1%	0%	Yes	15% x 1%

* The underperformance of year 12 to be offset in the following year (year 13) is 0% and not -4% ("theoretical" underperformance to be offset the following year). The residual underperformance of year 8 that was not fully offset in the subsequent years is abandoned since the five-year reference period expired (the underperformance of year 8 could only be offset until year 12).

** The underperformance of year 18 to be offset in the following year (year 19) is -4% and not -6% ("theoretical" underperformance to be offset the following year). The share of the residual underperformance of year 14 (-2%) that was not fully offset in the subsequent years is abandoned since the five-year reference period expired (the underperformance of year 14 could only be offset until year 18).

ECHIQUIER AGRESSOR subfund

- A share ISIN code: FR0010321802
- G share ISIN code: FR0010581702
- I share ISIN code: FR0011188150
- P share ISIN code: FR0011435197
- GD share ISIN code: FR0014017F22

Tax treatment

The subfund is eligible for the PEA.

Investment objective

ECHIQUIER AGRESSOR is a dynamic subfund seeking to outperform its benchmark index, the MSCI Europe, over a recommended investment period of more than 5 years, through exposure to the European equity markets.

Benchmark

The MSCI EUROPE Index (Bloomberg ticker MSDEE15N) is a representative indicator for the management of ECHIQUIER AGRESSOR. This index is representative of movements on equity markets of Europe's most developed countries. It is calculated in euros, with dividends reinvested.

The administrator MSCI Limited of the MSCI Europe benchmark is included in the register of administrators and benchmarks kept by the ESMA.

In accordance with Regulation (EU) 2016/1011 of the European Parliament and of the Council of 8 June 2016, the management company has a procedure for monitoring the benchmark indices used, describing the measures to be implemented in the event of substantial changes to an index or should that index no longer be provided.

Investment strategy

1. Strategies used

ECHIQUIER AGRESSOR invests in small and mid caps as well as mainly European large caps. The management of ECHIQUIER AGRESSOR is firstly based on a rigorous stock-picking process, involving direct meetings with the companies in which the subfund invests.

The subfund's exposure to equity risk is between 60% and 100% of its net assets at all times.

In order for the subfund to be eligible for the PEA, a minimum of 75% is invested at all times in financial instruments eligible for the PEA.

Up to a maximum of 25% of the net assets of ECHIQUIER AGRESSOR may be exposed to investment grade bonds depending on market trends and situations.

ECHIQUIER AGRESSOR may use derivative instruments for equity market risk hedging and exposure and exceptionally currency risk hedging.

SRI approach and portfolio construction

The manager carries out a rigorous securities selection via a two-step process:

- The first consists of an extra-financial approach based on exclusion lists and the quantitative extra-financial rating of the issuers.
- The second aims to select the securities according to their financial and extra-financial characteristics.

1. First step: Systematic extra-financial analysis

The management company implements an exclusion filter, for which the list is drawn up at the LBP AM Group level and defined in its exclusion policy. It consists of norm-based and sector exclusions. The norm-based exclusions concern issuers that present critical risks of serious and/or repeated breaches and/or involved in serious, proven and repeated controversies with respect to the United Nations Global Compact, Guiding Principles on Business and Human Rights or the OECD Guidelines for Multinational Enterprises.

The sector exclusions concern issuers generating significant revenue in business sectors that present ethical and reputation risks, such as tobacco, gambling and coal. A more complete description of the exclusions is provided in the Management Company's "Exclusion Policy" document available on its website (<https://www.lfde.com>).

Furthermore, the issuers undergo a quantitative extra-financial analysis using the LPB AM group's proprietary tool: GREaT. The extra-financial rating of the issuers, which applies to all the asset classes, is based on four pillars that enable a pragmatic and differentiating analysis:

- Responsible governance: the purpose of this pillar is to assess the organisation and effectiveness of powers within each issuer (for example, for companies: to assess the balance of powers, executive compensation, business ethics or tax practices);
- Sustainable resource management: this pillar makes it possible, for example, to study environmental impacts and human capital for each issuer (for example, quality of working conditions or management of relations with suppliers);
- Energy transition: this pillar makes it possible, for example, to assess each issuer's strategy to support the energy transition (for example, greenhouse gas reduction approach, response to long-term challenges);
- Regional development: for example, this pillar makes it possible to analyse each issuer's strategy in terms of access to basic services.

Thus, several criteria are identified for each pillar and monitored using indicators collected from various extra-financial rating agencies. The methodology makes it possible to reduce biases, particularly capital or sector biases, which could artificially improve the rating through allocation decisions. However, the analysis carried out depends on the quality of the information collected and the transparency of the issuers in question.

This rating is nevertheless not intended to constitute a strong constraint on the selection of issuers or the portfolio construction,

but is a tool for monitoring the extra-financial risk associated with the issuers.

If this quantitative assessment of the Governance pillar appears to be insufficient or in the case of a significant controversy, the management team will also carry out a qualitative analysis of the governance. This analysis could result in a decision not to invest or to divest from the company in question.

In any event, 75%¹ of the portfolio's net assets are permanently made up of securities subject to an extra-financial analysis.

2. Second step: Selection of securities according to their financial and extra-financial characteristics

Following this first step, the manager carries out a fundamental analysis of each issuer based on the following criteria:

- Analysis of the company's management;
- Quality of its financial structure;
- Visibility on future earnings;
- Analysis of the financial statements;
- The growth prospects for its business;
- The speculative nature of the security.

Depending on the manager's convictions, the portfolio's construction can lead to a concentrated portfolio (fewer than 50 stocks).

Voting and engagement

La Financière de l'Echiquier has adhered to the shareholder engagement policy of the LBP AM group and has accordingly delegated the exercise of voting rights to LBP AM.

For more information, investors should refer to the Voting and Engagement Policy available on www.lfde.com.

Notes relating to the SFDR

The UCI falls under article 8 of Regulation (EU) 2019/2088 of the European Parliament and of the Council of 27 November 2019 on sustainability-related disclosures in the financial services sector (the "SFDR").

Sustainable investment

A sustainable investment meets three criteria:

- the company's activity contributes positively to an environmental or social objective;
- it **does not cause significant harm** to any of these objectives;
- the company applies **good governance practices**.

Sustainable investments in the UCI will represent at least 10% of net assets.

Consideration of the European Taxonomy

The six objectives of the European Taxonomy are taken into account in the quantitative extra-financial rating via the proprietary scoring tool. Companies whose activity contributes to achieving the European Taxonomy's environmental objectives are therefore favoured by the rating tool. However, the rating assigned to each security is the result of a global and systematic analysis that also takes into account criteria linked to social objectives.

The UCI undertakes to invest at least 0% in activities aligned with the European Taxonomy.

Consideration of principal adverse impacts

The management team does not take into account the principal adverse impacts on sustainability in the construction of its portfolio.

2. Assets (excluding derivatives)

a) Equities:

Investment in equities will be permanently at a minimum of 75%. ECHIQUIER AGRESSOR is primarily invested in equities in Europe (European Union, European Free Trade Association and the United Kingdom). The subfund may however invest up to 25% outside Europe.

The subfund is exposed to small caps, mid caps and large caps, although there is a limit of 20% on small caps (less than EUR 1 billion).

The rigorous stock picking and trades are not intended to achieve any objective of sectoral or geographical allocations apart from the constraints mentioned above.

b) Debt securities and money market instruments: Up to 25% of the subfund's assets may be invested:

- in negotiable debt securities. The longest maturity of debt securities used for the subfund's cash management shall be 5 years. The short-term securities used have a Standard & Poor's rating of investment grade or an equivalent rating by another ratings agency. Up to 10% of the subfund's assets may be invested in high yield or unrated negotiable debt securities.
- in bonds. In this regard, particular attention will be given to the credit quality of the companies that issue these securities. Eligible securities are deemed investment grade, i.e., having a minimum Standard & Poor's rating of BBB- or equivalent or considered as such by the management team. The maximum maturity of bonds is 10 years. Up to 10% of the subfund's assets may be invested in high yield or unrated bonds.

No limits have been set for the proportion of bonds of sovereign and private issuers in the portfolio.

The selection of underlying assets is not automatically or exclusively based on the rating criterion and relies on an in-house analysis of credit or market risk.

When securities are deemed high yield or unrated, their issuers belong to groups monitored by La Financière de l'Echiquier's internal research.

The ratings mentioned above are those used by the fund manager at the time of the initial investment. If a rating is downgraded over the life of an investment, the manager will conduct an analysis on a case-by-case basis and decide whether or not to maintain the position concerned. The investment limits defined in relation to the assessment of credit risk by the rating agencies may therefore be adjusted slightly to reflect the management team's own analysis.

¹ Depending on the assets eligible for the Fund's strategy, bonds and other debt securities issued by public or quasi-public issuers as well as cash held on an ancillary basis are excluded from the calculation base for the % of net assets subject to extra-financial analysis.

3. Investment in the securities of other undertakings for collective investment

Up to 10% of the subfund's assets may be invested in units or shares of French and/or European UCITS and in retail investment funds. This will be a UCI in any AMF category provided it is not in conflict with the investment strategy. These may be UCIs managed by the management company or by an associate company.

4. Derivatives

The subfund may invest in financial derivative instruments traded on regulated markets, unregulated markets, and/or over the counter. In this context, the subfund may take positions:

- to hedge the portfolio against equity market risk and exceptionally against currency risk,
- to generate exposure to equity market risk in accordance with the investment objective.

The instruments used are:

- index futures
- options on securities and indices
- currency options
- and forex forwards

These transactions shall be limited to 100% of the subfund's assets.

Financial instruments are entered into with intermediaries selected by the management company that have no say on the composition or management of the subfund's portfolio.

5. Securities with embedded derivatives

The manager may invest in securities with embedded derivatives (warrants, subscription certificates, convertible bonds, etc.) traded on regulated markets or over-the-counter.

In this context, the manager may take positions to hedge and/or expose the portfolio to business sectors, geographical areas, interest rates, equities (small, mid or large cap stocks), currencies, securities and equivalents or indices in order to achieve the investment objective.

The use of embedded derivatives, as opposed to the other derivative instruments listed above, will mainly result from the manager seeking to optimise the hedging strategy, or, where relevant, to boost the performance of the portfolio by reducing the costs related to the use of these financial instruments in order to achieve the investment objective.

In any event, the amounts invested in securities with embedded derivatives cannot exceed 10% of the net assets. The risk associated with this type of investment will be limited to the amount invested in the purchase.

6. Deposits

None

7. Cash borrowings

The subfund of the SICAV may borrow cash. Although the subfund may be in a debtor position temporarily as a result of its payment flows (investments and disposals in progress, subscriptions/redemptions, etc.) up to a limit of 10% of its assets, this does not form part of the investment objective.

8. Securities financing transactions

None

Risk profile

Your money will be primarily invested in financial instruments selected by the management company. These instruments will be exposed to market trends and fluctuations.

Risk of capital loss:

Capital loss occurs when a security is sold for less than its purchase price. Investors are warned that they may not get back all the capital they initially invested. The fund offers no capital guarantee or protection.

Equity risk:

If the equities or indices to which the fund portfolio is exposed should fall, the fund's net asset value could also fall.

Risks associated with investments in small and mid cap shares:

On the small and mid cap markets, the volume of equities listed on the stock exchange is low. As a result, market downturns are more pronounced and more rapid than for large caps. The UCI's net asset value may therefore decline rapidly and significantly.

Risk related to discretionary management:

The discretionary management style applied to the fund is based on the selection of securities. There is a risk that the fund might not be invested in the best-performing securities at all times. The fund may therefore not achieve its performance objective. Moreover, the net asset value of the fund may post a negative performance.

Interest rate risk:

The fund's net asset value could fall if interest rates rise.

Credit risk:

Credit risk is the risk of a private issuer's credit rating being downgraded or of its defaulting. The value of the debt securities or bonds in which the fund invests may fall, resulting in a drop in the fund's net asset value.

Currency risk:

This is the risk of a fall in the investment currencies relative to the euro, the portfolio's reference currency. Should any of these currencies weaken against the euro, the net asset value could decline.

Sustainability risk or risk linked to sustainable investment: Any event or situation in terms of environmental, social or sustainable governance aspects (e.g. climate change, health and safety, companies that do not comply with regulations, such as serious criminal sanctions, etc.) that, if it occurs, could have an actual or potential negative impact on the value of the investment. The occurrence of such an event or situation could also lead to a change in the investment strategy of the UCITS, including the exclusion of the securities of some issuers. More specifically, the negative effects of sustainability risks could affect issuers via a series of mechanisms, especially: 1) lower revenues; 2) increased costs; 3) damages or depreciation in asset value; 4) higher cost

of capital; and 5) fines or regulatory risks. Due to the nature of sustainability risks and specific subjects such as climate change, the probability that sustainability risks would have an impact on returns on financial products is likely to increase over the longer term.

Eligible investors and typical investor profile

Target investors:

- A share: All investors
- G share: Reserved for distribution by financial intermediaries
- I share: Reserved for institutional investors
- P share: All investors
- GD share: Reserved for feeder UCIs

Typical investor profile:

The subfund is intended for individuals or institutional investors who are aware of the inherent risk in holding shares in this type of UCITS, which is a high risk due to investment in European equities.

ECHIQUIER AGRESSOR may be used as a vehicle for variable-capital, unit-linked individual life insurance policies.

ECHIQUIER AGRESSOR may be used as an investment vehicle for UCITS managed by La Financière de l'Echiquier.

The appropriate amount to invest in ECHIQUIER AGRESSOR depends on the personal situation of the investor. In deciding how much to invest, shareholders should take into account their personal assets and any business assets, their cash requirements at the time and in 5 years, and whether they are willing to take risks on equity markets. Investors are also strongly advised to diversify their investments sufficiently so as not to be exposed solely to the risks of this subfund.

Recommended investment period:

More than 5 years.

Methods for determining and appropriating distributable amounts

Share class	Allocation of net income	Allocation of net realised gains
A share	Accumulation	Accumulation
G share	Accumulation	Accumulation
I share	Accumulation	Accumulation
P share	Accumulation	Accumulation
GD share:	Accumulation and/or distribution and/or carry forward	Accumulation and/or distribution and/or carry forward

Characteristics of the shares: (base currencies, fractions, etc.)

The I, A, P and G shares are sub-divided into thousandths. The GD share is expressed in hundred-thousandths. All shares are denominated in euros.

The initial value of the A share is fixed at 95.28 euros.

The initial value of the G share is fixed at 1,110.28 euros.

The initial value of the I share is fixed at 1,000 euros.

The initial value of the P share is fixed at 1,000 euros.

The initial value of the GD share is fixed at 10,000 euros.

Subscription and redemption procedures

For I, A, P and G shares, subscriptions and redemptions may be made in amount or in number of shares, divided into tenths of a thousandth.

For GD shares, subscriptions and redemptions may be made in amount or in number of shares, divided into hundred-thousandths.

The minimum initial subscription amount for I shares is 1,000,000 euros, with the exception of the management companies of the LBP AM group, which LFDE belongs to, which may subscribe for only one share on their own behalf or on behalf of third parties.

Subscription and redemption requests are centralised each day before 12 noon (Paris time) by the depositary:

BNP PARIBAS SA

16, boulevard des Italiens, 75009 Paris

Postal address: Grands Moulins de Pantin, 9 Rue du Débarcadère, 93500 Pantin

IZNES,

20-18 boulevard Malesherbes - 75008 Paris - France

For eligible investors with access to the shared electronic registration system.

Pursuant to Article L. 214-8-7 of the French Monetary and Financial Code, if, under exceptional circumstances it is deemed in the interest of the shareholders, the fund's redemption of shares and its issue of new shares may be temporarily suspended by the management company.

In some countries, subscriptions may be carried out according to procedures other than a single, one-off subscription. For Italy, details of the subscription procedures are provided on the subscription form.

The net asset value is calculated daily, except for days when the Paris stock market is closed and on official French public holidays.

T	T: Date of establishment of the net asset value	T+1 working day	T+2 working days
Centralisation before 12 noon of subscription and redemption orders	Execution of the order at the latest during day T	Calculation and publication of the net asset value	Payment for subscriptions and redemptions

Procedures for switching from one subfund (or one share class) to another

It is possible to ask to switch (sale followed by simultaneous purchase) from one subfund to another (or between two share classes of the same subfund).

However, these transactions will only be possible:

- on orders expressed in quantities
- on shares of subfunds expressed in the same currency
- on subfunds with the same net asset value calculation frequency and the same centralisation date
- on subfunds with the same subscription/redemption cut-off times

Orders are executed based on the next asset value calculated.

It should be specified that in the event of a switch:

- any prior notice is not applied
- it is the settlement-delivery date of the redemption that is applied to the two parts (subscription and redemption)

Finally, investors are reminded that depending on the tax system of their country, this transaction may trigger the application of tax on capital gains or losses on financial instruments.

Pursuant to Article L. 214-8-7 of the French Monetary and Financial Code, if, under exceptional circumstances it is deemed in the interest of the shareholders, the fund's redemption of shares and its issue of new shares may be temporarily suspended by the management company.

The net asset value is available upon request from the management company on +33 (0)1.47.23.90.90 or on its website (www.lfde.com).

Shareholders should be aware that orders transmitted to distributors other than the institutions mentioned above must take into account that the cut-off time for centralising orders applies to said distributors in respect of BNP PARIBAS SA and IZNES. Consequently, those distributors may apply their own cut-off times, earlier than the cut-off time mentioned above, in order to take into account the time they take to transmit the orders to BNP PARIBAS SA and IZNES. Only investors with access to the IZNES shared electronic registration system may send their subscription and redemption orders to IZNES.

Fees and expenses

Fees charged to the investor, deducted upon subscription and redemption	Basis	Rate
Subscription fee not retained by the UCITS	Net asset value x number of shares	Maximum of 3.00%
Subscription fee retained by the UCITS	Net asset value x number of shares	None
Redemption fee not retained by the UCITS	Net asset value x number of shares	None
Redemption fee retained by the UCITS	Net asset value x number of shares	None

Fees charged to the UCITS	Basis		Rate
1 Investment management fees	Net assets	A share	Maximum of 2.20% incl. tax
		G share	Maximum of 1.35% incl. tax
		I share	Maximum of 0.93% incl. tax
		P share	Maximum of 2.00% incl. tax
		GD share:	Maximum of 0.18% incl. tax
2 Operating expenses and other services	Net assets	Applied to all shares	Maximum of 0.09% incl. tax
3 Maximum indirect fees (management fees and commissions)	Net assets		(*)
4 Performance fee	Net assets	A share and G share	15% including taxes of the fund's outperformance, net of fixed management fees, relative to its benchmark index, provided the fund's performance is positive
		I and GD shares	None
		P share	20% including taxes of the fund's outperformance, net of fixed management fees, relative to its benchmark index, provided the fund's performance is positive

(*) The subfund may invest up to 10% of its assets in other UCIs if the management fees do not exceed 2.392%. For further information, please contact the management company.

With the exception of research costs (see below), the only costs that may be outside the scope of the costs mentioned in the table above

are:

- contributions due for management of this Fund pursuant to Article L. 621-5-3 II, 3°, d) of the French Monetary and Financial Code;
- exceptional and non-recurring taxes, duties, fees and government duties (in relation to the Fund);
- exceptional and non-recurring costs for debt recovery or legal proceedings to enforce a right.

Information relating to these fees is also described ex post in the Subfund's annual report.

Furthermore, concerning research fees as defined by Article 314-21 of the AMF General Regulation, they can be charged to the Fund.

Additional information on how these research costs work is available from the management company.

Information about management fees:

Part of these fees may be retroceded to third parties with which the management company has direct or indirect marketing/referencing agreements (distributors and sub-distributors in the case of distribution chains). Some of these third parties may belong to the same group as the management company. These fees, if any, are calculated on the basis of a percentage of the investment management fees actually applied and are invoiced to the management company. Further information about this scheme can be obtained from your financial intermediary.

Information on operating expenses and other services:

These fees are charged on the basis of the fixed rate indicated above.

This fixed rate may be taken even if the actual operating expenses and other services are lower than this rate and, conversely, if the actual operating expenses and other services were to exceed this rate, the excess of this rate would be taken as a charge by the Management Company.

These operating fees and other services are used to cover:

- Fund registration and listing fees
- Costs of information to clients and distributors
- Data charges
- Depositary, legal, audit and tax fees, etc.
- Expenses related to compliance with regulatory obligations and regulatory reporting
- Operating expenses
- Know Your Customer costs

For the P shares: a portion of the management fees is paid by the management company to Fondation Groupe LBP AM under the auspices of Fondation de France. Performance fees are fully paid to Fondation Groupe LBP AM.

Investors may obtain more detailed information from La Financière de l'Echiquier.

The management company may enjoy a tax credit for any donations made to this foundation.

Procedures for calculating the performance fee

Frequency of crystallisation of the performance fee and observation period

The frequency of crystallisation, i.e. the frequency at which the provisions for the performance fees can be retained by the management company, is annual. The observation period runs from 1 April to 31 March.

However, the first observation period for the G share will be more than one year: from 18 December 2025 to 31 March 2027.

The performance reference period

The performance reference period is the period during which the performance is measured and compared to that of the reference indicator, at the end of which the mechanism for compensating for past underperformance (or negative performance) can be reset. This period is set at five rolling years.

Reference Indicator

MSCI EUROPE

Calculation method

The performance fee is provisioned at each net asset value.

The performance fee is adjusted at each net asset value calculation, on the basis of 15% including all taxes (A and G shares) or 20% including all taxes (P share) of the outperformance of the fund compared to the reference indicator, on the condition that the fund's performance is positive (the net asset value is higher than the net asset value at the start of the period).

If the UCI underperforms the reference indicator, this provision is adjusted through reversals. Provision reversals are capped at the level of the allocations made.

The methodology applied for the calculation of the performance fee is based on the "fictional asset" calculation method, which simulates a fictional asset subject to the same subscription and redemption conditions as the original subfund, incremented by the performance of the Reference Indicator. This fictional asset is then compared with the performance of the subfund's actual assets. The difference between the two assets therefore gives the fund's outperformance relative to its reference indicator.

Payment of the performance fee and catch-up period

- In the event that the fund has outperformed at the end of the observation period and that it has a positive performance, the management company takes the fees provisioned for and a new observation period starts.
- In the event that the fund has outperformed at the end of the observation period and has a negative performance, the management company takes no performance fee but a new observation period starts.
- In the case that the fund has underperformed its reference indicator at the end of the observation period, no fee is charged and the initial observation period is extended by 12 months (catch-up period) so that this underperformance may be compensated for before a performance fee becomes payable again. The initial observation period may be extended as such by up to five years (reference period).
- The observation period may be extended as such by up to five years (reference period). Beyond that, if the residual underperformance has not been caught up, it will be abandoned. If a year of underperformance has occurred within this first 5-year period and has not been caught up for by the end of this first period, a new period of up to 5 years will begin from this new year of underperformance.

When shares are redeemed, if there is a provision for performance fees, the amount proportional to the redeemed shares is paid to the management company.

Examples

First case: the UCI outperforms its index over each observation period. Fees are taken for each observation period, and each observation period will be 12 months.

Second case: Depending on the observation periods, the fund underperforms or outperforms its benchmark:

	Fund performance	Index performance	Relative performance over the year	Underperformance of the previous year to be offset	Net relative performance	Underperformance to be offset over the next year	Performance fee	Performance fee calculation
Year 1	5%	0%	5%	0%	5%	0%	Yes	15% x 5%
Year 2	3%	3%	0%	0%	0%	0%	No	-
Year 3	-5%	0%	-5%	0%	-5%	-5%	No	-
Year 4	5%	2%	3%	-5%	-2%	-2%	No	-
Year 5	7%	5%	2%	-2%	0%	0%	No	-
Year 6	10%	5%	5%	0%	5%	0%	Yes	15% x 5%
Year 7	9%	4%	5%	0%	5%	0%	Yes	15% x 5%
Year 8	-15%	-5%	-10%	0%	-10%	-10%	No	-
Year 9	-2%	-4%	2%	-10%	-8%	-8%	No	-
Year 10	0%	-2%	2%	-8%	-6%	-6%	No	-
Year 11	2%	0%	2%	-6%	-4%	-4%	No	-
Year 12	10%	10%	0%	-4%	-4%	0%*	No	-
Year 13	6%	4%	2%	0%	2%	0%	Yes	15% x 2%
Year 14	-6%	0%	-6%	0%	-6%	-6%	No	-
Year 15	4%	2%	2%	-6%	-4%	-4%	No	-
Year 16	6%	4%	2%	-4%	-2%	-2%	No	-
Year 17	10%	14%	-4%	-2%	-6%	-6%	No	-
Year 18	7%	7%	0%	-6%	-6%	-4%**	No	-
Year 19	6%	1%	5%	-4%	1%	0%	Yes	15% x 1%

* The underperformance of year 12 to be offset in the following year (year 13) is 0% and not -4% ("theoretical" underperformance to be offset the following year). The residual underperformance of year 8 that was not fully offset in the subsequent years is abandoned since the five-year reference period expired (the underperformance of year 8 could only be offset until year 12).

** The underperformance of year 18 to be offset in the following year (year 19) is -4% and not -6% ("theoretical" underperformance to be offset the following year). The share of the residual underperformance of year 14 (-2%) that was not fully offset in the subsequent years is abandoned since the five-year reference period expired (the underperformance of year 14 could only be offset until year 18).

ECHIQUIER HYBRID BONDS subfund

- A share ISIN code: FR0013277571
- AD share ISIN code: FR0013277597
- G share ISIN code: FR0013340957
- I share ISIN code: FR0013217999
- ID share ISIN code: FR0013277555
- IXL share ISIN code: FR0013218005

Classification

Bonds and other debt securities denominated in euros

Investment objective

The investment objective of ECHIQUIER HYBRID BONDS is to outperform, on an annualised basis over a minimum investment horizon of 3 years, net of fees, the iBoxx € Non-Financials Subordinated Total Return Index (net coupons reinvested) primarily through investments in perpetual bonds or bonds with very long maturity.

Benchmark

Investors should note that the portfolio management style will never consist of replicating the composition of the benchmark. However, the iBoxx € Non-Financials Subordinated Total Return Index (Bloomberg code: I4BN), which is the index of subordinated bonds issued by non-financial private companies denominated in euros, may be used as an ex-post performance indicator. Additional information about the index is available on the website at www.iboxx.com.

The administrator IHS Markit Benchmark Administration of the benchmark iBoxx € Non-Financials Subordinated Total Return Index is included in the register of administrators and benchmarks kept by the ESMA.

In accordance with Regulation (EU) 2016/1011 of the European Parliament and of the Council of 8 June 2016, the management company has a procedure for monitoring the benchmark indices used, describing the measures to be implemented in the event of substantial changes to an index or should that index no longer be provided.

Investment strategy

1. Strategies used

Echiquier Hybrid Bonds is managed on an active and discretionary basis. With respect to the securities selection, the management team does not exclusively or automatically rely on ratings issued by rating agencies but bases its buy and sell decisions on its own fundamental analyses of the issuers and bonds.

The fundamental analysis of issuers by the management company will be based primarily on the analysis of the issuers' corporate financial statements (credit, liquidity, and profitability ratios), their competitive position in the markets in which they operate, and the underlying risks of their activity and environment

(country risk, management, transparency of information, and regulatory risks).

The management company may establish a statement of projected cash flows to supplement its fundamental analysis for a full assessment of the risk associated with the issuer.

The allocation will be as follows: 80% minimum in subordinated bonds or debt securities issued by non-financial private companies called "hybrids", meaning subordinated bonds or debt securities with perpetual or very long maturities.

The subfund may not invest in subordinated bonds or debt securities issued by a financial institution (bank or insurance) such as Tier1, Coco or Tier2, etc.

The eligible securities are denominated in euros.

The holding of bonds of issuers that are unrated or whose rating is strictly lower than BBB- (Standard & Poor's rating or equivalent rating from an independent rating agency) is limited to a maximum of 10% of the net assets.

The rating of issuers and bonds is assessed when the securities are acquired. In the event of a downgrade of an issuer in the high yield or unrated categories (Standard & Poor's rating or equivalent rating from an independent rating agency), the security will be sold as soon as possible, taking into account the interest of the shareholders if the above constraints were no longer respected.

Bonds in the portfolio may have a rating strictly below BBB- (Standard & Poor's rating or equivalent rating from an independent rating agency) for 100% of the net assets, to the extent that subordinated bonds generally have a lower rating compared to the issuer's rating.

The range of interest rate sensitivity within which the portfolio is managed is between 0 and 15.

SRI approach and portfolio construction

The manager carries out a rigorous securities selection via a two-step process:

- The first consists of an extra-financial approach based on exclusion lists and the quantitative extra-financial rating of the issuers.
- The second aims to select the securities according to their financial and extra-financial characteristics.

1. First step: Systematic extra-financial analysis

The management company implements an exclusion filter, for which the list is drawn up at the LBP AM Group level and defined in its exclusion policy. It consists of norm-based and sector exclusions. The norm-based exclusions concern issuers that present critical risks of serious and/or repeated breaches and/or involved in serious, proven and repeated controversies with respect to the United Nations Global Compact, Guiding Principles on Business and Human Rights or the OECD Guidelines for

Multinational Enterprises.

The sector exclusions concern issuers generating significant revenue in business sectors that present ethical and reputation risks, such as tobacco, gambling and coal. A more complete description of the exclusions is provided in the Management Company's "Exclusion Policy" document available on its website (<https://www.lfde.com>).

Furthermore, the issuers undergo a quantitative extra-financial analysis using the LPB AM group's proprietary tool: GREaT. The extra-financial rating of the issuers, which applies to all the asset classes, is based on four pillars that enable a pragmatic and differentiating analysis:

- Responsible governance: the purpose of this pillar is to assess the organisation and effectiveness of powers within each issuer (for example, for companies: to assess the balance of powers, executive compensation, business ethics or tax practices);
- Sustainable resource management: this pillar makes it possible, for example, to study environmental impacts and human capital for each issuer (for example, quality of working conditions or management of relations with suppliers);
- Energy transition: this pillar makes it possible, for example, to assess each issuer's strategy to support the energy transition (for example, greenhouse gas reduction approach, response to long-term challenges);
- Regional development: for example, this pillar makes it possible to analyse each issuer's strategy in terms of access to basic services.

Thus, several criteria are identified for each pillar and monitored using indicators collected from various extra-financial rating agencies. The methodology makes it possible to reduce biases, particularly capital or sector biases, which could artificially improve the rating through allocation decisions. However, the analysis carried out depends on the quality of the information collected and the transparency of the issuers in question.

This rating is nevertheless not intended to constitute a strong constraint on the selection of issuers or the portfolio construction, but is a tool for monitoring the extra-financial risk associated with the issuers.

If this quantitative assessment of the Governance pillar appears to be insufficient or in the case of a significant controversy, the management team will also carry out a qualitative analysis of the governance. This analysis could result in a decision not to invest or to divest from the company in question.

In any event, 75%¹ of the portfolio's net assets are permanently made up of securities subject to an extra-financial analysis.

2. Second step: Selection of securities according to their financial and extra-financial characteristics

Following this first step, the manager carries out a fundamental analysis of each issuer based on the following criteria:

- Analysis of the company's management;
- Quality of its financial structure;
- Visibility on future earnings;
- Analysis of the financial statements;
- The growth prospects for its business;

¹ Depending on the assets eligible for the Fund's strategy, bonds and other debt securities issued by public or quasi-public issuers as well as cash held on an ancillary basis are excluded from the calculation base for the % of net assets subject to extra-financial analysis.

- The speculative nature of the security.

Depending on the manager's convictions, the portfolio's construction can lead to a concentrated portfolio (fewer than 50 stocks).

Notes relating to the SFDR

The UCI falls under article 8 of Regulation (EU) 2019/2088 of the European Parliament and of the Council of 27 November 2019 on sustainability-related disclosures in the financial services sector (the "SFDR").

Sustainable investment

A sustainable investment meets three criteria:

- the company's activity contributes positively to an environmental or social objective;
- it **does not cause significant harm** to any of these objectives;
- the company applies **good governance practices**.

The UCI commits to making sustainable investments of at least 10% of the net assets.

Consideration of the European Taxonomy: The six objectives of the European Taxonomy are taken into account in the quantitative extra-financial rating via the proprietary scoring tool. Companies whose activity contributes to achieving the European Taxonomy's environmental objectives are therefore favoured by the rating tool. However, the rating assigned to each security is the result of a global and systematic analysis that also takes into account criteria linked to social objectives.

The UCI undertakes to invest at least 0% in activities aligned with the European Taxonomy.

Consideration of principal adverse impacts

The management team does not take into account the principal adverse impacts on sustainability in the construction of its portfolio.

2. Assets (excluding derivatives)

a) Equities:

None

b) Debt securities and money market instruments:

The subfund is exposed to eurozone and OECD fixed income markets at all times. The eligible securities are denominated in euros. It is invested mainly in private debt securities (long-term subordinated bonds or perpetual bonds).

The allocation between the ratings of the various issuers will be as follows:

Bond holdings for which the issuers are unrated or whose rating is strictly lower than BBB- (Standard & Poor's rating or equivalent rating from an independent rating agency) are limited to a maximum of 10% of the net assets.

- The rating of issuers and bonds is assessed when the securities are acquired. In the event of a downgrade of an issuer in the high yield or unrated categories (Standard & Poor's rating or equivalent rating from an independent rating agency), the security will be sold as soon as possible, taking

into account the interest of the shareholders if the above constraints were no longer respected.

- When the manager considers the market conditions to be unfavourable in a completely discretionary manner, up to 100% of the subfund's net assets may be invested in securities in the form of bonds (subordinated or not), debt securities, and/or money market instruments deemed investment grade by the management company or rating agency.

The analysis of the credit quality of securities is not exclusively or automatically based on credit ratings issued by the rating agencies. It is also based on the fundamental analysis of issuers carried out by the management company. The rating is assessed when the securities are acquired.

Interest rate risk is hedged on a discretionary basis according to the manager's expectations.

Geographical region of the registered office of the securities to which the portfolio is exposed:

- 0% to 100% of net assets in OECD countries (all regions, including at least 50% of net assets in countries of the European continent),
- 0% to 10% of net assets in non-OECD countries.

The countries of the European continent are the following: Albania, Andorra, Armenia, Austria, Azerbaijan, Belarus, Belgium, Bosnia and Herzegovina, Bulgaria, Croatia, Cyprus, Czech Republic, Denmark, Estonia, Finland, France, Georgia, Germany, Greece, Hungary, Iceland, Ireland, Italy, Kazakhstan, Kosovo, Latvia, Liechtenstein, Lithuania, Luxembourg, Malta, Moldova, Monaco, Montenegro, Netherlands, Norway, Poland, Portugal, Republic of Macedonia, Romania, Russia, San Marino, Serbia, Slovakia, Slovenia, Spain, Sweden, Switzerland, Turkey, Ukraine, United Kingdom, and Vatican.

Investments in emerging market debt instruments are possible and are limited to a maximum of 10% of the subfund's assets.

Legal nature of the instruments used: debt securities of any kind, particularly long-term or perpetual subordinated hybrid corporate bonds, fixed-rate or variable-rate bonds.

The subfund may not invest in subordinated bonds or debt securities issued by a financial institution (bank or insurance) such as Tier1, Coko or Tier2, etc.

The average duration of the majority of the portfolio's bonds (whether perpetual or not) will be less than 10 years at the date of the next call of the security, but the subfund will invest in certain perpetual bonds.

Interest rate sensitivity range within which the UCITS is managed	Between "0" and "+15"
Base currency of the securities in which the UCITS is invested	Euro: 100
Geographical area of the issuers of securities to which the UCITS is exposed	Eurozone and OECD: Maximum of 100%
Level of currency risk	None

3. Investment in the securities of other undertakings for collective investment

Up to 10% of the subfund's assets may be invested in units or shares of French and/or European UCITS and in retail investment funds. This will be a UCI in any AMF category provided it is not in conflict with the investment strategy. These may be UCIs managed by the management company or by an associate company.

4. Derivatives

To achieve the investment objective, the subfund may invest in financial derivative instruments traded on French or foreign regulated, organised, or over-the-counter markets.

Commitments may not exceed 100% of the net assets. The manager will trade in futures, options, or swaps only for interest rate risk hedging purposes only.

The subfund will not use TRS (Total Return Swaps). All transactions will be limited to the achievement of the investment objective.

Counterparties are selected according to the procedure in force within La Financière de l'Echiquier, available on the website at www.lfde.com, and the principle of selecting the best counterparties located in the OECD.

For the most part, the counterparties selected for the use of derivatives will be credit institutions or investment firms located in the OECD.

5. Securities with embedded derivatives

The manager may use these bonds with an early redemption option ("callable" or "puttable") on the entire bond segment.

6. Deposits

None

7. Cash borrowings

The subfund of the SICAV may borrow cash. Although the subfund may be in a debtor position temporarily as a result of its payment flows (investments and disposals in progress, subscriptions/redemptions, etc.) up to a limit of 10% of its assets, this does not form part of the investment objective.

8. Securities financing transactions

None

Direct and indirect operating costs and fees arising from efficient portfolio management techniques may be deducted from the income delivered to the UCI (for example, as a result of the income-sharing agreement). These costs and fees should not include hidden income. All income resulting from efficient portfolio management techniques, net of direct and indirect operating costs, will be returned to the UCI.

Among the entities to which direct and indirect costs and fees may be paid are banks, investment companies, brokers, or financial intermediaries, and these entities may be related parties of the management company.

9. Information about financial collateral

In order to reduce the counterparty risk arising from exposure to financial derivative instruments, the subfund may establish

collateral arrangements with counterparties meeting the requirements imposed by the management company.

Financial collateral may be received in cash and/or in government securities.

Financial collateral received in cash will be held on deposit in accordance with the eligibility rules applicable to UCI and/or invested in a diversified manner in high-quality government bonds having, at the time of their purchase, a minimum rating from a recognised rating agency of AA (Standard & Poor's or equivalent ratings by other credit rating agencies) and/or invested in short-term money market UCIs and/or used for reverse purchase agreement transactions.

The financial collateral may also be received in government securities. The securities thus received or transmitted as collateral may be discounted in accordance with the criteria established by:

- clearing houses for financial instruments whose clearing is mandatory; or
- the management company in accordance with the applicable laws for financial instruments for which clearing is not mandatory.

The discount will be based in particular but not exclusively on the rating of the counterparties by rating agencies or by the management company and the remaining term of the securities.

Any financial collateral received will respect the following principles:

- **Liquidity:** Any financial collateral in securities must be highly liquid and able to be traded quickly on a regulated market at a transparent price.
- **Negotiability:** Financial collateral is negotiable at any time.
- **Valuation:** Financial collateral received is valued on a daily basis. A conservative discount will be applied to securities that may present significant volatility or based on its credit quality.
- **Credit quality of issuers:** The financial collateral is of high credit quality.
- **Investment of collateral received in cash:** It is either invested in deposits within eligible entities or invested in government bonds with high credit quality (rating that meets the criteria of short-term money market UCITS or AIF) or invested in short-term money market UCITS or AIFs.
- **Correlation:** the collateral is issued by an entity independent of the counterparty.
- **Diversification:** Counterparty risk in over-the-counter transactions may not exceed 10% of net assets when the counterparty is one of the credit institutions as defined in the regulations in force. Financial collateral must be sufficiently diversified in terms of countries, sectors, and issuers. As an exception, the UCITS will be fully guaranteed by various transferable securities and money market instruments issued or guaranteed by a Member State (the identified Member States are those of the eurozone with a high-quality rating). In particular, the UCITS will be guaranteed by government securities (i.e. government bonds of the eurozone having a minimum rating of "A-" according to the Standard & Poor's agency or equivalent rating agencies or having a rating deemed equivalent by the management company).
- **Custody:** The financial collateral received is placed with the Depositary or by one of its agents or third parties under its

control or by any third-party custodian subject to prudential supervision and having no link with the provider of the financial collateral.

- **Prohibition on reuse:** Financial collateral other than cash cannot be sold, reinvested, or reused as collateral.

Risk profile

Your money will be primarily invested in financial instruments selected by the management company. These instruments will be exposed to market trends and fluctuations.

Risk of capital loss: Capital loss occurs when a security is sold for less than its purchase price. Investors are warned that they may not get back all the capital they initially invested. The fund offers no capital guarantee or protection.

Risk related to discretionary management: The discretionary management style applied to the fund is based on the selection of stocks. There is a risk that the fund might not be invested in the best-performing securities at all times. The fund may therefore not achieve its performance objective. Moreover, the net asset value of the fund may post a negative performance.

Risk associated with the use of subordinated bonds: A debt is described as subordinated when its repayment is subject to the prior repayment of other creditors (preferential creditors, unsecured creditors). Subordinated creditors will thus be repaid after ordinary creditors, but before shareholders. This type of debt will have a higher interest rate than that of other debt claims. If one or more provisions contained in the issuance documents of said subordinated debt securities are triggered or, more generally, if a credit event occurs affecting the issuer in question occurs, there is a risk that the net asset value of the UCI could fall. The use of subordinated bonds may expose the UCI to risks of capital loss, cancellation or deferral of coupon payment (at the sole discretion of the issuer), and uncertainty regarding the repayment date or even the valuation/yield (since the attractive yield associated with these securities can be viewed as a complexity premium).

High Yield securities risk: This subfund should be considered speculative in part and is intended especially for investors who are aware of the risks inherent in investments in securities with a low or non-existent rating and more reduced liquidity. High Yield securities have a higher default risk than Investment Grade securities. In the event of a fall in those securities, the net asset value may fall. In addition, as these types of instruments may be traded in low volumes, market movements may therefore be more pronounced, both upwards or downwards.

Interest rate risk: The fund's net asset value could fall if interest rates rise.

Credit risk: Credit risk is the risk of a private issuer's credit rating being downgraded or of its defaulting. The value of the debt securities or bonds in which the fund invests may fall, resulting in a drop in the fund's net asset value.

Counterparty risk: This involves the risk of default by a counterparty, which could lead to the counterparty defaulting on

an over-the-counter transaction payment. Accordingly, a payment default by a counterparty may result in a decrease in the net asset value.

Volatility risk: This risk is associated with the propensity of an asset to vary significantly upwards or downwards, either for specific reasons or because of market movements. The more this asset tends to vary sharply over a short period, the more volatile and therefore riskier it is. The change in the volatility of the underlying share has a direct impact on the value of the convertible bond conversion option. A decrease in volatility may cause a decline in convertible bond prices and consequently a decrease in the UCI's net asset value.

Liquidity risk: In the particular case where trading volumes on the financial markets are low, the manager may not be able to sell the securities quickly under satisfactory conditions, which could result in a decrease in the UCI's net asset value.

Risk associated with the commitment to financial derivative instruments: The subfund may use derivatives as a supplement to portfolio securities with a total commitment of up to 100% of its assets. These instruments will be used within a fixed sensitivity range. In the event of unfavourable market trends, the net asset value may fall.

Risks associated with investing in emerging countries: There is a risk associated with investments in emerging countries, mainly in relation to the operating and supervision conditions of these markets, which may deviate from the standards prevailing on the large international markets, or arising from political or regulatory factors. Market fluctuations (up or down) may be sharper and more sudden than on the major international stock exchanges. The fund's net asset value could therefore have the same behaviour.

Sustainability risk or risk linked to sustainable investment:
Any event or situation in terms of environmental, social or sustainable governance aspects (e.g. climate change, health and

safety, companies that do not comply with regulations, such as serious criminal sanctions, etc.) that, if it occurs, could have an actual or potential negative impact on the value of the investment. The occurrence of such an event or situation could also lead to a change in the investment strategy of the UCITS, including the exclusion of the securities of some issuers. More specifically, the negative effects of sustainability risks could affect issuers via a series of mechanisms, especially: 1) lower revenues; 2) increased costs; 3) damages or depreciation in asset value; 4) higher cost of capital; and 5) fines or regulatory risks. Due to the nature of sustainability risks and specific subjects such as climate change, the probability that sustainability risks would have an impact on returns on financial products is likely to increase over the longer term.

Eligible investors and typical investor profile

Target investors:

- A share: All investors
- AD share: All investors
- G share: Reserved for distribution by financial intermediaries
- I share: Reserved for institutional investors
- ID share: Reserved for institutional investors
- IXL share: Reserved for institutional investors

Typical investor profile:

The subfund is open to all investors seeking exposure to bond markets and subordinated hybrid non-financial corporate bond markets.

The amount that can be reasonably invested in this subfund depends on each investor's personal situation. To determine this amount, investors should take into account their personal assets and current requires over an investment horizon of at least three years. This product may not be suitable for investors who plan to withdraw their money within 3 years.

Recommended investment period

More than 3 years.

Methods for determining and appropriating distributable amounts

Share class	Allocation of net income	Allocation of net realised gains
A share	Accumulation	Accumulation
AD share	Distribution and/or carried forward	Distribution and/or carried forward
G share	Accumulation	Accumulation
I share	Accumulation	Accumulation
ID share	Distribution and/or carried forward	Distribution and/or carried forward
IXL share	Accumulation	Accumulation

Income distribution frequency

The proportion of distributable amounts to be distributed according to the management company's decision is paid annually within five months of the end of the financial year.

However, the management company may make interim payments during the year.

Characteristics of the shares: (base currencies, fractions, etc.)

The ID, A, AD, I, G and IXL shares are denominated in euros and sub-divided into thousandths.

The initial value of the A share is fixed at 100 euros

The initial value of the AD share is fixed at 100 euros

The initial value of the G share is fixed at 100 euros

The initial value of the I share is fixed at 1,000 euros

The initial value of the ID share is fixed at 1,000 euros

The initial value of the IXL share is fixed at 1,000 euros

Subscription and redemption procedures

Subscriptions may be made in amount or in number of shares, divided into thousandths.

Redemptions may be made solely in number of shares, divided into thousandths.

The minimum initial subscription amount for I shares is 500,000 euros, with the exception of the management companies of the LBP AM group, which LFDE belongs to, which may subscribe for only one share on their own behalf or on behalf of third parties.

The minimum initial subscription amount for ID shares is 500,000 euros, with the exception of the management companies of the LBP AM group, which LFDE belongs to, which may subscribe for only one share on their own behalf or on behalf of third parties.

The minimum initial subscription amount for IXL shares is 30,000,000 euros, with the exception of the management companies of the LBP AM group, which LFDE belongs to, which may subscribe for only one share on their own behalf or on behalf of third parties.

The minimum initial subscription for the A share is 100 euros.

The minimum initial subscription for the AD share is 100 euros.

The minimum initial subscription for the G share is 100 euros.

Subsequent subscriptions may be carried out in thousandths of shares.

Subscription and redemption requests are centralised each day before 12 noon (Paris time) by the depositary:

BNP PARIBAS SA

16, boulevard des Italiens, 75009 Paris

Postal address: Grands Moulins de Pantin, 9 Rue du Débarcadère, 93500 Pantin

IZNES,

20-18 boulevard Malesherbes - 75008 Paris - France

For eligible investors with access to the shared electronic registration system.

And are executed on the basis of the next net asset value calculated using the closing price on the day the requests were centralised. Subscription and redemption requests arriving after 12 noon (Paris time) are executed on the basis of the net asset value calculated after

the one mentioned above.

In some countries, subscriptions may be carried out according to procedures other than a single, one-off subscription. For Italy, details of the subscription procedures are provided on the subscription form.

The net asset value is calculated daily, except for days when the Paris stock market is closed and on official French public holidays.

T	T: Date of establishment of the net asset value	T+1 working day	T+2 working days
Centralisation before 12 noon of subscription and redemption orders	Execution of the order at the latest during day T	Calculation and publication of the net asset value	Payment for subscriptions and redemptions

Procedures for switching from one subfund (or one share class) to another

It is possible to ask to switch (sale followed by simultaneous purchase) from one subfund to another (or between two share classes of the same subfund).

However, these transactions will only be possible:

- on orders expressed in quantities
- on shares of subfunds expressed in the same currency
- on subfunds with the same net asset value calculation frequency and the same centralisation date
- on subfunds with the same subscription/redemption cut-off times

Orders are executed based on the next asset value calculated.

It should be specified that in the event of a switch:

- any prior notice is not applied
- it is the settlement-delivery date of the redemption that is applied to the two parts (subscription and redemption)

Finally, investors are reminded that depending on the tax system of their country, this transaction may trigger the application of tax on capital gains or losses on financial instruments.

Pursuant to Article L. 214-8-7 of the French Monetary and Financial Code, if, under exceptional circumstances it is deemed in the interest of the shareholders, the fund's redemption of shares and its issue of new shares may be temporarily suspended by the management company.

The net asset value is available upon request from the management company on +33 (0)1.47.23.90.90 or on its website (www.lfde.com).

Shareholders should be aware that orders transmitted to distributors other than the institutions mentioned above must take into account that the cut-off time for centralising orders applies to said distributors in respect of BNP PARIBAS SA and IZNES. Consequently, those distributors may apply their own cut-off times, earlier than the cut-off time mentioned above, in order to take into account the time they take to transmit the orders to BNP PARIBAS SA and IZNES. Only investors with access to the IZNES shared electronic registration system may send their subscription and redemption orders to IZNES.

Fees and expenses

Fees charged to the investor, deducted upon subscription and redemption	Basis	Rate
Subscription fee not retained by the UCITS	Net asset value x number of shares	Maximum of 4.00%
Subscription fee retained by the UCITS	Net asset value x number of shares	None
Redemption fee not retained by the UCITS	Net asset value x number of shares	None
Redemption fee retained by the UCITS	Net asset value x number of shares	None

Fees charged to the UCITS	Basis		Rate
1 Investment management fees	Net assets	A share	Maximum of 1.21% incl. tax
		AD share	Maximum of 1.21% incl. tax
		G share	Maximum of 0.71% incl. tax
		I share	Maximum of 0.51% incl. tax
		ID share	Maximum of 0.51% incl. tax
		IXL share	Maximum of 0.31% incl. tax

Fees charged to the UCITS		Basis		Rate
2	Operating expenses and other services	Net assets	Applied to all shares	Maximum of 0.09% incl. tax
3	Maximum indirect fees (management fees and expenses)	Net assets		(*)
4	Performance fee	Net assets	Share A, AD, G, I, ID and IXL	20% including taxes of the fund's outperformance, net of fixed management fees, relative to its benchmark index, provided the fund's performance is positive.

(*) The subfund may invest up to 10% of its assets in other UCIs if the management fees do not exceed 2.392%. For further information, please contact the management company.

With the exception of research costs (see below), the only costs that may be outside the scope of the costs mentioned in the table above are:

- contributions due for management of this Fund pursuant to Article L. 621-5-3 II, 3°, d) of the French Monetary and Financial Code;
- exceptional and non-recurring taxes, duties, fees and government duties (in relation to the Fund);
- exceptional and non-recurring costs for debt recovery or legal proceedings to enforce a right.

Information relating to these fees is also described ex post in the Subfund's annual report.

Furthermore, concerning research fees as defined by Article 314-21 of the AMF General Regulation, they can be charged to the Fund. Additional information on how these research costs work is available from the management company.

Information about management fees:

Part of these fees may be retroceded to third parties with which the management company has direct or indirect marketing/referencing agreements (distributors and sub-distributors in the case of distribution chains). Some of these third parties may belong to the same group as the management company. These fees, if any, are calculated on the basis of a percentage of the investment management fees actually applied and are invoiced to the management company. Further information about this scheme can be obtained from your financial intermediary.

Information on operating expenses and other services:

These fees are charged on the basis of the fixed rate indicated above.

This fixed rate may be taken even if the actual operating expenses and other services are lower than this rate and, conversely, if the actual operating expenses and other services were to exceed this rate, the excess of this rate would be taken as a charge by the Management Company.

These operating fees and other services are used to cover:

- Fund registration and listing fees
- Costs of information to clients and distributors
- Data charges
- Depositary, legal, audit and tax fees, etc.
- Expenses related to compliance with regulatory obligations and regulatory reporting
- Operating expenses
- Know Your Customer costs

Procedures for calculating the performance fee

Frequency of crystallisation of the performance fee and observation period

The frequency of crystallisation, i.e. the frequency at which the provisions for the performance fees can be retained by the management company, is annual. The observation period runs from 1 April to 31 March.

However, following the change to the year-end of the SICAV on 31 March 2022, the period running from 31 December 2021 will be longer than one year because it is extended until 31 March 2023. It will then be each year from 1 April to 31 March.

The performance reference period

The performance reference period is the period during which the performance is measured and compared to that of the reference indicator, at the end of which the mechanism for compensating for past underperformance (or negative performance) can be reset. This period is set at five rolling years.

Reference Indicator

Iboxx EUR Non-Financial Subordinated Total Return Index, net coupons reinvested

Calculation method

The performance fee is provisioned at each net asset value.

The performance fee is adjusted at each net asset value calculation, on the basis of 20% including all taxes of the outperformance of the fund compared to the reference indicator, on the condition that the fund's performance is positive (the net asset value is higher than the net asset value at the start of the period).

If the UCI underperforms the reference indicator, this provision is adjusted through reversals. Provision reversals are capped at the level of the allocations made.

The methodology applied for the calculation of the performance fee is based on the "fictional asset" calculation method, which simulates a fictional asset subject to the same subscription and redemption conditions as the original subfund, incremented by the performance of the Reference Indicator. This fictional asset is then compared with the performance of the fund's actual assets. The difference between the two assets therefore gives the fund's outperformance relative to its Reference Indicator.

Payment of the performance fee and catch-up period

- In the event that the fund has outperformed at the end of the observation period and that it has a positive performance, the management company takes the fees provisioned for and a new observation period starts.
- In the event that the fund has outperformed at the end of the observation period and has a negative performance, the management company takes no performance fee but a new observation period starts.
- In the case that the fund has underperformed its reference indicator at the end of the observation period, no fee is charged and the initial observation period is extended by 12 months (catch-up period) so that this underperformance may be compensated for before a performance fee becomes payable again. The initial observation period may be extended as such by up to five years (reference period).
- The observation period may be extended as such by up to five years (reference period). Beyond that, if the residual underperformance has not been caught up, it will be abandoned. If a year of underperformance has occurred within this first 5-year period and has not been caught up by the end of this first period, a new period of up to 5 years will begin from this new year of underperformance.

When shares are redeemed, if there is a provision for performance fees, the amount proportional to the redeemed shares is paid to the management company.

Examples

First case: The fund outperforms its index over in observation period. Fees are taken for each observation period, and each observation period will be 12 months.

Second case: Depending on the observation periods, the fund underperforms or outperforms its benchmark:

	Fund performance	Index performance	Relative performance over the year	Underperformance of the previous year to be offset	Net relative performance	Underperformance to be offset over the next year	Performance fee	Performance fee calculation
Year 1	5%	0%	5%	0%	5%	0%	Yes	15% x 5%
Year 2	3%	3%	0%	0%	0%	0%	No	-
Year 3	-5%	0%	-5%	0%	-5%	-5%	No	-
Year 4	5%	2%	3%	-5%	-2%	-2%	No	-
Year 5	7%	5%	2%	-2%	0%	0%	No	-
Year 6	10%	5%	5%	0%	5%	0%	Yes	15% x 5%
Year 7	9%	4%	5%	0%	5%	0%	Yes	15% x 5%
Year 8	-15%	-5%	-10%	0%	-10%	-10%	No	-
Year 9	-2%	-4%	2%	-10%	-8%	-8%	No	-
Year 10	0%	-2%	2%	-8%	-6%	-6%	No	-
Year 11	2%	0%	2%	-6%	-4%	-4%	No	-
Year 12	10%	10%	0%	-4%	-4%	0%*	No	-
Year 13	6%	4%	2%	0%	2%	0%	Yes	15% x 2%
Year 14	-6%	0%	-6%	0%	-6%	-6%	No	-
Year 15	4%	2%	2%	-6%	-4%	-4%	No	-
Year 16	6%	4%	2%	-4%	-2%	-2%	No	-
Year 17	10%	14%	-4%	-2%	-6%	-6%	No	-
Year 18	7%	7%	0%	-6%	-6%	-4%**	No	-
Year 19	6%	1%	5%	-4%	1%	0%	Yes	15% x 1%

* The underperformance of year 12 to be offset in the following year (year 13) is 0% and not -4% ("theoretical" underperformance to be offset the following year). The residual underperformance of year 8 that was not fully offset in the subsequent years is abandoned since the five-year reference period expired (the underperformance of year 8 could only be offset until year 12).

** The underperformance of year 18 to be offset in the following year (year 19) is -4% and not -6% ("theoretical" underperformance to be offset the following year). The share of the residual underperformance of year 14 (-2%) that was not fully offset in the subsequent years is abandoned since the five-year reference period expired (the underperformance of year 14 could only be offset until year 18).

ECHIQUIER ARTY SRI Subfund

- A share ISIN code: FR0010611293
- D share ISIN code: FR0011667989
- G share ISIN code: FR0013084043
- I share ISIN code: FR0011645555
- R share ISIN code: FR0011039304

Investment objective

ECHIQUIER ARTY SRI is a subfund whose objective is performance over the recommended investment period through a discretionary and opportunistic investment strategy on the fixed-income and equity markets with a composite benchmark: 25% MSCI Europe Net Return, 25% compounded €STER, 50% Iboxx Euro Corporate 3-5 ans.

This objective is combined with an extra-financial approach incorporating environmental, social, and governance (ESG) criteria. The extra-financial objective is to help companies move forward on ESG issues by engaging in dialogue with them on a regular basis and by sharing with them specific areas of improvement monitored over time.

The extra-financial objective of the subfund complies with the provisions of Article 8 of the SFDR.

The manager of the subfund selects among the issuers in the investment universe those considered to have an attractive risk/return combination.

Benchmark

The composite index 25% MSCI Europe Net Return, 25% Compounded €STER, 50% iBoxx Euro Corporate 3-5 years may be a representative indicator for the management of ECHIQUIER ARTY SRI.

The €STER (Euro Short Term Rate) is a daily rate that reflects the overnight unsecured borrowing costs for eurozone banks. It is published by the European Central Bank. The compound index (Bloomberg ticker OISESTR) will be used in the composite index of the subfund.

The MSCI Europe index is representative of movements on equity markets of Europe's most developed countries. It is calculated in euros, with dividends reinvested.

The iBoxx Euro Corporate 3-5 Years index is representative of the performance of corporate bonds in euros. It is calculated in euros with coupons reinvested.

Investment strategy

1. Strategies used

ECHIQUIER ARTY SRI has an active and discretionary management style, combining the use of financial instruments (equities, bonds, negotiable debt securities) and financial derivative instruments. In order to achieve the performance objective, the management team sets up strategic and tactical

positions. This entails decisions to buy or sell portfolio assets on the basis of economic, financial, and stock market predictions.

This gives rise to short- and medium-term directional positions in fixed-income products and in equities. This involves taking portfolio positions in financial instruments based on their potential future appreciation.

Fixed-income management is based on a rigorous selection of securities known as bond-picking, to a large extent based on the quality of the issuer and to a lesser extent on how attractive the yield is on the security in question.

Equity management is based on a rigorous stock-picking process, involving direct meetings with the companies in which the subfund invests.

ECHIQUIER ARTY SRI is not permitted to invest in securitisation products (ABS, CDO, etc.) or in over-the-counter credit derivatives (CDS, etc.).

ECHIQUIER ARTY SRI's maximum exposure to the fixed-income and equity markets is respectively 50% and 110% of its assets through direct investments in securities or financial derivative instruments.

Up to 20% of the subfund's net assets will be exposed to currency risk.

However, the overall level of investment (on fixed-income and equity markets) may be as high as 110%. Exposure above 100% is not intended to be employed permanently, but rather in order to meet large redemption volumes or in the event of substantial market fluctuations.

SRI approach implemented and portfolio construction

The manager carries out a rigorous securities selection via a two-step process:

- The first consists of analysing a universe of equities based on exclusion lists and the quantitative extra-financial rating of issuers.
- The second aims to select the securities according to their financial and extra-financial characteristics.

1. First step: Analysis of the investment universe

The **investment universe** consists of the securities making up the indices: Markit iBoxx Euro Corporates (50%) + Markit iBoxx EUR Liquid High (20%) + Stoxx Europe Total Market (30%).

It is analysed using socially responsible investment (SRI) criteria, in order to identify the companies with the best practices in terms of sustainable development.

This analysis is done using a proprietary tool of the LBP AM group: GREaT.

The extra-financial rating of the issuers, which applies to all the asset classes, is based on four pillars that enable a pragmatic and differentiating analysis:

- Responsible governance: the purpose of this pillar is to assess the organisation and effectiveness of powers within each issuer (for example, for companies: to assess the balance of powers, executive compensation, business ethics or tax practices);
- Sustainable resource management: this pillar makes it possible, for example, to study environmental impacts and human capital for each issuer (for example, quality of working conditions or management of relations with suppliers);
- Energy transition: this pillar makes it possible, for example, to assess each issuer's strategy to support the energy transition (for example, greenhouse gas reduction approach, response to long-term challenges);
- Regional development: this pillar makes it possible, for example, to analyse each issuer's strategy in terms of access to basic services.

Thus, several criteria are identified for each pillar and monitored using indicators collected from various extra-financial rating agencies. The methodology makes it possible to reduce biases, particularly capital or sector biases, which could artificially improve the rating through allocation decisions. However, the analysis carried out depends on the quality of the information collected and the transparency of the issuers in question.

Moreover, the manager may propose a modification to the quantitative rating to support a qualitative analysis, and this modification would be subject to the approval of an ad hoc committee. The final score will be between 1 and 10 – an SRI score of 1 represents a low extra-financial quality and a score of 10 a high extra-financial quality.

The exclusions then serve as a second filter. An exclusion committee draws up a list of exclusions after analysing ESG controversies or allegations, defined in particular as severe and systematic legal breaches or ESG violations without corrective measures. The exclusion list also includes certain issuers in controversial sectors such as tobacco, gambling and coal, according to the criteria defined by the Management Company. Moreover, some sectors are excluded by the French SRI Label.

The analysis of the universe presented above enables to determine, after elimination of 30% of the securities from the investment universe, the average SRI rating that the UCI must exceed (the "Average Enhanced Rating"). The UCI must obtain a better average SRI rating than the Average Enhanced Rating. The Average Enhanced Rating is the average SRI rating of the adjusted investment universe, i.e. after elimination of the 30% worst securities (including the two following filters: quantitative score and exclusions).

Therefore, all securities in the investment universe (excluding prohibited and excluded securities) are thus eligible for the UCI, provided that the UCI's average extra-financial rating complies with the above condition.

2. Second step: selection of securities according to their financial and extra-financial characteristics.

Following this first step, the manager carries out a fundamental analysis of each issuer based on the following criteria:

- Analysis of the company's management
- Quality of its financial structure
- Visibility on future earnings
- Analysis of the financial statements
- The growth prospects for its business

1 Depending on the assets eligible for the Fund's strategy, bonds and other debt securities issued by public or quasi-public issuers as well as cash held on an ancillary basis are excluded from the calculation base for the % of net assets subject to extra-financial analysis.

- The speculative nature of the security

The quality of the governance will be subject to a special analysis which could restrict the manager in the securities selection.

Within the limit of 10% securities may be selected from outside the investment universe on the condition that these securities comply with the fund's investment strategy, the restrictions linked to exclusions and the rating presented above.

Depending on the manager's convictions, the portfolio's construction can lead to a concentrated portfolio (fewer than 50 stocks).

In any event, 90% of the portfolio's net assets are permanently made up of securities subject to an extra-financial analysis¹.

SRI label

To meet the requirements of the SRI label, beyond the restrictions of the exclusions and reduced investment universe as defined above, the UCI will ensure that it obtains a better result on two sustainability indicators concerning negative impacts. The choice of these two indicators is detailed in the SFDR annex.

Voting and engagement

La Financière de l'Echiquier has adhered to the shareholder engagement policy of the LBP AM group and has accordingly delegated the exercise of voting rights to LBP AM. For more information, investors should refer to the Voting and Engagement Policy available on www.lfde.com.

Notes relating to the SFDR

The UCI falls under article 8 of Regulation (EU) 2019/2088 of the European Parliament and of the Council of 27 November 2019 on sustainability-related disclosures in the financial services sector (the "SFDR").

Sustainable investment

A sustainable investment meets three criteria:

- the company's activity contributes positively to an environmental or social objective
- it does not cause significant harm to any of these objectives
- the company applies good governance practices

The UCI commits to making sustainable investments of at least 40% of the net assets.

Consideration of the European Taxonomy:

The six objectives of the European Taxonomy are taken into account in the quantitative extra-financial rating via the proprietary scoring tool. Companies whose activity contributes to achieving the European Taxonomy's environmental objectives are therefore favoured by the rating tool. However, the rating assigned to each security is the result of a global and systematic analysis that also takes into account criteria linked to social objectives.

The UCI undertakes to invest at least 0% in activities aligned with the European Taxonomy.

Consideration of principal adverse impacts

The management team takes the principal adverse sustainability impacts into account in its investment decisions. For more detailed information on the consideration of principal adverse impacts, investors should refer to Article 4 of the management company's SFDR policy available on the website: www.lfde.com.

More information about the environmental and/or social characteristics of the UCI is available in the SFDR annex of this document and in the sustainable investment methodology on the website www.lfde.com (Responsible Investment/To find out more).

2. Assets (excluding derivatives)

a) Equities:

Between 0% and 50% of ECHIQUIER ARTY SRI's assets are invested in equities. The subfund will invest mainly in mid cap and large cap stocks without excluding small caps. Small caps (capitalisation below 1 billion euros) may represent 10% of net assets.

ECHIQUIER ARTY SRI may be invested in equities in all sectors. Equity investments will be made in European equities (countries of the European Union and the European Free Trade Association and the United Kingdom). The subfund nevertheless reserves the right to invest 15% of its net assets in the equities of a country outside this geographical region, including in emerging market equities.

b) Debt securities and money market instruments:

With a minimum investment of 40%:

- in negotiable debt securities of the Europe zone (EU + EFTA + UK). The longest maturity of these securities used in the subfund's cash management shall be 2 years. The majority of these securities have an investment grade rating or are considered as such by the management team. However, the subfund can invest up to 10% of its net assets in this class of securities that are rated high yield by the rating agencies, or considered as such by the management company, or with no rating.
- in bonds of the Europe region (EU + EFTA + UK) with 10% maximum of its net assets in bonds outside this geographical region and including securities issued by emerging country issuers. The majority of these securities have an investment grade rating or are considered as such by the management team. However, the subfund can invest up to 35% of its net assets in this class of securities that are rated high yield by the rating agencies, or considered as such by the management company, or with no rating.

No limits have been set for the proportion of bonds of sovereign and private issuers in the portfolio.

The subfund may also invest up to a maximum of 40% of its net assets in subordinated bonds of the banking, insurance and corporate sectors, including a maximum of 10% in contingent convertible bonds ("cocos").

This investment segment will be managed within a sensitivity range between 0 and 8.

Prior to purchase and for monitoring purposes over the life of securities, the credit risk is assessed on the basis of research and analysis carried out in-house by La Financière de l'Échiquier and using the ratings produced by the rating agencies.

The ratings mentioned above are those used by the fund manager at the time of the initial investment. If a rating is downgraded over the life of an investment, the manager will conduct an analysis on a case-by-case basis and decide whether or not to maintain the position concerned. The investment limits defined in relation to the assessment of credit risk by the rating agencies may therefore be adjusted slightly to reflect the management team's own analysis.

3. Investment in the securities of other undertakings for collective investment

Up to 10% of the subfund's assets may be invested in units or shares of French and/or European UCITS and in retail investment funds. This will be a UCI in any AMF category provided it is not in conflict with the investment strategy. These may be UCIs managed by the management company or by an associate company.

4. Derivatives

ECHIQUIER ARTY SRI regularly trades in financial derivative instruments and takes positions on the equity, fixed-income, and currency derivative markets with a view to:

- exposing the portfolio in order to fulfil the investment objective, ensure a better risk diversification and reduce the cost of transactions on the markets in which the subfund invests.
- or hedging the portfolio in order to reduce the risk to which the subfund is exposed.

The instruments used are:

- on regulated markets:
 - index, equity and interest rate futures
 - index, equity and interest rate options
- on over-the-counter markets, exclusively currency options and forwards with counterparties whose rating is equivalent to or higher than A (Standard & Poor's or equivalent). Note that hedging of the currency risk is discretionary by the management company.

These transactions shall be limited to 100% of the subfund's assets.

The subfund is prohibited from carrying out any swap transactions.

Financial instruments are entered into with intermediaries selected by the management company that have no say on the composition or management of the UCITS' portfolio.

5. Securities with embedded derivatives

a) Bonds with early redemption options:
the manager may use these bonds ("callable" or "puttable") on the entire bond segment

b) Contingent convertible bonds of the financial sector:
the manager may invest of up to 10% of net assets in these securities.

c) Other securities with embedded derivatives:

the manager may invest up to 10% of the net assets in securities with embedded derivatives (warrants, convertible bonds, subscription warrant, etc.) traded on regulated or over-the-counter markets. No rating restrictions apply to convertible bonds.

The risk associated with this type of investment will be limited to the amount invested.

6. Deposits

None

7. Cash borrowings

The subfund of the SICAV may borrow cash. Although the subfund may be in a debtor position temporarily as a result of its payment flows (investments and disposals in progress, subscriptions/redemptions, etc.) up to a limit of 10% of its assets, this does not form part of the investment objective.

8. Securities financing transactions

None

Risk profile

Your money will be primarily invested in financial instruments selected by the management company. These instruments will be exposed to market trends and fluctuations.

Risk related to discretionary management: The discretionary management style applied to the fund is based on the selection of securities. There is a risk that the fund might not be invested in the best-performing securities at all times. The fund may therefore not achieve its performance objective. Moreover, the net asset value of the fund may post a negative performance.

Risk of capital loss: Capital loss occurs when a security is sold for less than its purchase price. Investors are warned that they may not get back all the capital they initially invested. The fund offers no capital guarantee or protection.

Interest rate risk: The fund's net asset value could fall if interest rates rise.

Credit risk: Credit risk is the risk of a private issuer's credit rating being downgraded or of its defaulting. The value of the debt securities or bonds in which the fund invests may fall, resulting in a drop in the fund's net asset value.

Equity risk: If the equities or indices to which the fund portfolio is exposed should fall, the fund's net asset value could also fall.

Risks associated with investments in small and mid cap equities: On the small and mid cap markets, the volume of equities listed on the stock exchange is low. As a result, market downturns are more pronounced and more rapid than for large caps. The UCI's net asset value may therefore decline rapidly and significantly.

Currency risk: This is the risk of a fall in the investment currencies relative to the euro, the portfolio's reference currency. Should any of these currencies weaken against the euro, the net asset value could decline.

High Yield securities risk: High Yield securities have a higher default risk than Investment Grade securities. In the event of a fall in those securities, the net asset value may fall. In addition, as these types of instruments may be traded in low volumes, market movements may therefore be more pronounced, both upwards or downwards.

Risk associated with the use of subordinated bonds: A debt is described as subordinated when its repayment is subject to the prior repayment of other creditors (preferential creditors, unsecured creditors). Subordinated creditors will thus be repaid after ordinary creditors, but before shareholders. This type of debt will have a higher interest rate than that of other debt claims. If one or more provisions contained in the issuance documents of said subordinated debt securities are triggered or, more generally, if a credit event occurs affecting the issuer in question occurs, there is a risk that the net asset value of the UCI could fall. The use of subordinated bonds may expose the UCI to risks of capital loss, cancellation or deferral of coupon payment (at the sole discretion of the issuer), and uncertainty regarding the repayment date or even the valuation/yield (since the attractive yield associated with these securities can be viewed as a complexity premium).

Risk associated with contingent convertible bonds: Contingent convertible bonds are subordinated debt securities that are issued by credit institutions or insurance or reinsurance companies that are eligible in their regulatory capital requirement and have the specific feature of being convertible into shares or whose par value may be reduced (write-down mechanism) in the event of a trigger, previously defined in the prospectus. A contingent convertible bond includes an option to convert into shares at the initiative of the issuer in the event that their financial situation deteriorates. In addition to the inherent interest rate and credit risk involved with bonds, activating the conversion option may cause the value of the contingent convertible bonds to decrease by an amount greater than that recorded on other traditional bonds of the issuer. Under the conditions set out by the contingent convertible bonds concerned, certain trigger events may lead to the main investment and/or accrued interest permanently depreciating to zero or to the conversion of the bond into a share.

- **Risk associated with the conversion threshold of contingent convertible bonds:** The conversion threshold of a contingent convertible bond depends on the solvency ratio of its issuer. It is the event that determines the conversion of the bond into an ordinary share. The lower the solvency ratio, the greater the likelihood of conversion.

- **Risk of loss or suspension of coupon:** Depending on the characteristics of the contingent convertible bonds, the payment of coupons is discretionary and may be cancelled or suspended by the issuer at any time and for an indefinite period.

- **Risk of intervention of a regulatory authority at the point of "non-viability":** A regulatory authority determines at any time and in a discretionary manner whether an institution is "not viable", i.e. the issuing bank requires the support of the public authorities to prevent the issuer from becoming insolvent, bankrupt, unable to pay the majority of its debts as they become payable or otherwise continue its activities and requires or requests the conversion of contingent convertible

bonds into shares in circumstances outside the issuer's control.

- **Risk of capital inversion:** Contrary to the conventional capital hierarchy, investors in contingent convertible bonds may incur a loss of capital that does not affect holders of shares. In certain scenarios, holders of contingent convertible bonds will incur losses before holders of shares.
- **Risk of postponing redemption:** Most contingent convertible bonds are issued in the form of instruments of a perpetual maturity, which are only repayable at predefined levels that have the approval of the competent authority. It cannot be assumed that perpetual contingent convertible bonds will be reimbursed on the repayment date. Contingent convertible bonds are a type of permanent capital. It is possible that the investor may not receive the return on the principal on the expected repayment date or any given date.
- **Liquidity risk:** In certain circumstances, it may be difficult to find a buyer for contingent convertible bonds, and the seller may be forced to accept a significant discount on the expected value of the security in order to be able to sell it.

Sustainability risk or risk linked to sustainable investment:

Any event or situation in terms of environmental, social or sustainable governance aspects (e.g. climate change, health and safety, companies that do not comply with regulations, such as serious criminal sanctions, etc.) that, if it occurs, could have an actual or potential negative impact on the value of the investment. The occurrence of such an event or situation could also lead to a change in the investment strategy of the UCITS, including the exclusion of the securities of some issuers. More specifically, the negative effects of sustainability risks could affect issuers via a series of mechanisms, especially: 1) lower revenues; 2) increased costs; 3) damages or depreciation in asset value; 4) higher cost of capital; and 5) fines or regulatory risks. Due to the nature of sustainability risks and specific subjects such as climate change, the probability that sustainability risks would have an impact on

returns on financial products is likely to increase over the longer term.

Eligible investors and typical investor profile

Target investors:

- A share: All investors
- D share: All investors
- G share: Reserved for distribution by financial intermediaries
- I share: Reserved for institutional investors
- R share: Reserved for Italian and Swiss financial intermediaries

Typical investor profile:

The subfund is intended for investors wanting exposure to a more bond-orientated management style, with the benefit of flexibility affording opportunistic investment on the equity markets.

ECHIQUIER ARTY SRI may be used as a vehicle for unit-linked individual life insurance policies.

ECHIQUIER ARTY SRI may be used as an investment vehicle for UCITS managed by La Financière de l'Echiquier.

The reasonable amount to invest in ECHIQUIER ARTY SRI depends on the personal situation of the investor. In deciding how much to invest, investors should take into account their personal and any business assets, their cash requirements at the time and in 5 years, and whether they are willing to take risks on fixed-income and equity markets. Investors are also strongly advised to diversify their investments sufficiently so as not to be exposed solely to the risks of this portfolio.

Recommended investment period

More than 5 years.

Methods for determining and appropriating distributable amounts

Share class	Allocation of net income	Allocation of net realised gains
A share	Accumulation	Accumulation
D share	Distribution and/or carried forward	Distribution and/or carried forward
G share	Accumulation	Accumulation
I share	Accumulation	Accumulation
R share	Accumulation	Accumulation

Income distribution frequency

The proportion of distributable amounts to be distributed according to the management company's decision is paid annually within five months of the end of the financial year.

However, the management company may make interim payments during the year.

Characteristics of the shares: (base currencies, fractions, etc.)

The R, D, I, A and G shares are denominated in euros and sub-divided into thousandths.

The initial value of the A share is fixed at 1,000 euros.

The initial value of the D share is fixed at 1,000 euros

The initial value of the G share is fixed at 1,000 euros

The initial value of the I share is fixed at 1,000 euros

The initial value of the R share is fixed at 1,000 euros

Subscription and redemption procedures

Subscriptions may be made in amount or in number of shares, divided into thousandths.

Redemptions may be made solely in number of shares, divided into thousandths.

The minimum initial subscription amount for I shares is 1,000,000 euros, with the exception of the management companies of the LBP AM group, which LFDE belongs to, which may subscribe for only one share. Subsequent subscriptions may be carried out in thousandths of shares.

Subscription and redemption requests are centralised each day before 12 noon (Paris time) by the depositary:

BNP PARIBAS SA

16, boulevard des Italiens, 75009 Paris

Postal address: Grands Moulins de Pantin, 9 Rue du Débarcadère, 93500 Pantin

IZNES,

20-18 boulevard Malesherbes - 75008 Paris - France

For eligible investors with access to the shared electronic registration system.

And are executed on the basis of the next net asset value calculated using the closing price on the day the requests were centralised. Subscription and redemption requests arriving after 12 noon (Paris time) are executed on the basis of the net asset value calculated after the one mentioned above.

In some countries, subscriptions may be carried out according to procedures other than a single, one-off subscription. For Italy, details of the subscription procedures are provided on the subscription form.

The net asset value is calculated daily, except for days when the Paris stock market is closed and on official French public holidays.

T	T: Date of establishment of the net asset value	T+1 working day	T+2 working days
Centralisation before 12 noon of subscription and redemption orders	Execution of the order at the latest during day T	Calculation and publication of the net asset value	Payment for subscriptions and redemptions

Procedures for switching from one subfund (or one share class) to another

It is possible to ask to switch (sale followed by simultaneous purchase) from one subfund to another (or between two share classes of the same subfund).

However, these transactions will only be possible:

- on orders expressed in quantities
- on shares of subfunds expressed in the same currency
- on subfunds with the same net asset value calculation frequency and the same centralisation date
- on subfunds with the same subscription/redemption cut-off times

Orders are executed based on the next asset value calculated.

It should be specified that in the event of a switch:

- any prior notice is not applied
- it is the settlement-delivery date of the redemption that is applied to the two parts (subscription and redemption)

Finally, investors are reminded that depending on the tax system of their country, this transaction may trigger the application of tax on capital gains or losses on financial instruments.

Pursuant to Article L. 214-8-7 of the French Monetary and Financial Code, if, under exceptional circumstances it is deemed in the interest of the shareholders, the fund's redemption of shares and its issue of new shares may be temporarily suspended by the management company.

The net asset value is available upon request from the management company on +33 (0)1.47.23.90.90 or on its website (www.lfde.com).

Shareholders should be aware that orders transmitted to distributors other than the institutions mentioned above must take into account that the cut-off time for centralising orders applies to said distributors in respect of BNP PARIBAS SA and IZNES. Consequently, those distributors may apply their own cut-off times, earlier than the cut-off time mentioned above, in order to take into account the time they take to transmit the orders to BNP PARIBAS SA and IZNES. Only investors with access to the IZNES shared electronic registration system may send their subscription and redemption orders to IZNES.

Fees and expenses

Fees charged to the investor, deducted upon subscription and redemption	Basis	Rate
Subscription fee not retained by the UCITS	Net asset value x number of shares	Maximum of 3.00%
Subscription fee retained by the UCITS	Net asset value x number of shares	None
Redemption fee not retained by the UCITS	Net asset value x number of shares	None
Redemption fee retained by the UCITS	Net asset value x number of shares	None

Fees charged to the UCITS	Basis		Rate
1 Investment management fees	Net assets	A share	Maximum of 1.41% incl. tax
		D share	Maximum of 1.41% incl. tax
		G share	Maximum of 1.01% incl. tax
		I share	Maximum of 0.81% incl. tax
		R share	maximum of 1.91% incl. tax (1)
2 Operating expenses and other services	Net assets	Applied to all shares	Maximum of 0.09% incl. tax
3 Maximum indirect fees (management fees and expenses)	Net assets		(*)
4 Performance fee	Net assets		None

(1) The 2% includes a maximum distribution commission of 0.5%.

(*) The subfund may invest up to 10% of its assets in other UCIs if the management fees do not exceed 2.392%. For further information, please contact the management company.

With the exception of research costs (see below), the only costs that may be outside the scope of the costs mentioned in the table above are:

- contributions due for management of this Fund pursuant to Article L. 621-5-3 II, 3°, d) of the French Monetary and Financial Code;
- exceptional and non-recurring taxes, duties, fees and government duties (in relation to the Fund);
- exceptional and non-recurring costs for debt recovery or legal proceedings to enforce a right.

Information relating to these fees is also described ex post in the Subfund's annual report.

Furthermore, concerning research fees as defined by Article 314-21 of the AMF General Regulation, they can be charged to the Fund. Additional information on how these research costs work is available from the management company.

Information about management fees:

Part of these fees may be retroceded to third parties with which the management company has direct or indirect marketing/referencing agreements (distributors and sub-distributors in the case of distribution chains). Some of these third parties may belong to the same group as the management company. These fees, if any, are calculated on the basis of a percentage of the investment management fees actually applied and are invoiced to the management company. Further information about this scheme can be obtained from your financial intermediary.

Information on operating expenses and other services:

These fees are charged on the basis of the fixed rate indicated above.

This fixed rate may be taken even if the actual operating expenses and other services are lower than this rate and, conversely, if the actual operating expenses and other services were to exceed this rate, the excess of this rate would be taken as a charge by the Management Company.

These operating fees and other services are used to cover:

- Fund registration and listing fees
- Costs of information to clients and distributors
- Data charges
- Depositary, legal, audit and tax fees, etc.
- Expenses related to compliance with regulatory obligations and regulatory reporting
- Operating expenses
- Know Your Customer costs

ECHIQUIER CREDIT SRI EUROPE subfund

- A share ISIN code: FR0010491803
- G share ISIN code: FR0013286614
- I share ISIN code: FR0011829050
- IXL share ISIN code: FR001400N3D6

Classification

Bonds and other debt securities denominated in euros

Investment objective

ECHIQUIER CREDIT SRI EUROPE's objective is to achieve a similar or better performance than the IBOXX EURO CORPORATE 3-5 YEARS index.

This objective is combined with an extra-financial approach incorporating environmental, social, and governance (ESG) criteria. The extra-financial objective is to help companies move forward on ESG issues by engaging in dialogue with them on a regular basis and by sharing with them specific areas of improvement monitored over time.

The extra-financial objective of the subfund complies with the provisions of Article 8 of the SFDR.

Benchmark

The benchmark of ECHIQUIER CREDIT SRI EUROPE is the IBOXX EURO CORPORATE 3-5 YEARS index. Given that the UCITS is not an index tracker, the subfund does not aim to replicate the composition of this index in any way. This index is representative of the performance of corporate bonds in euros. It is calculated in euros with coupons reinvested.

The administrator IHS Markit Benchmark Administration Limited of the benchmark iBoxx Euro Corporate 3-5 years is included in the register of administrators and benchmarks kept by the ESMA.

Investment strategy

1. Strategies used

ECHIQUIER CREDIT SRI EUROPE is managed using an active and discretionary approach based on rigorous bond-picking and implemented through a variety of strategies that combine:

- a top-down approach (researching the economic environment in the eurozone then selecting securities) based on macroeconomic criteria to derive the strategy for exposure to interest rate risk (sensitivity, duration, yield curve positioning) and, secondarily, to currency risk.
- a bottom-up approach (analysing the characteristics of each issuer and issue) based on microeconomic criteria and internal or external financial research to determine the portfolio's exposure to specific risks (sector, issuers, securities).
- The investment strategy, based on management of currency and credit risks, aims to select securities with residual maturity close to the IBOXX EURO CORPORATE 3-5 YEAR index but is not exclusively restricted to these. The strategy depends on euro bond markets and movements on the eurozone yield curve. To meet its investment objective, the subfund generates

exposure to the bonds and other debt instruments of public or corporate issuers (initial investment universe).

The portfolio will be managed within a sensitivity range between 0 and 8.

SRI approach implemented and portfolio construction

The manager carries out a rigorous securities selection via a two-step process:

- The first consists of analysing a universe of equities based on exclusion lists and the quantitative extra-financial rating of issuers.
- The second aims to select the securities according to their financial and extra-financial characteristics.

1. First step: Analysis of the investment universe

The **investment universe** consists of the securities making up the indices: Markit iBoxx Euro Corporates (80%) + Markit iBoxx EUR Liquid High (20%).

It is analysed using socially responsible investment (SRI) criteria, in order to identify the companies with the best practices in terms of sustainable development.

This analysis is done using a proprietary tool of the LBP AM group: GREaT.

The extra-financial rating of the issuers, which applies to all the asset classes, is based on four pillars that enable a pragmatic and differentiating analysis:

- Responsible governance: the purpose of this pillar is to assess the organisation and effectiveness of powers within each issuer (for example, for companies: to assess the balance of powers, executive compensation, business ethics or tax practices);
- Sustainable resource management: this pillar makes it possible, for example, to study environmental impacts and human capital for each issuer (for example, quality of working conditions or management of relations with suppliers);
- Energy transition: this pillar makes it possible, for example, to assess each issuer's strategy to support the energy transition (for example, greenhouse gas reduction approach, response to long-term challenges);
- Regional development: this pillar makes it possible, for example, to analyse each issuer's strategy in terms of access to basic services.

Thus, several criteria are identified for each pillar and monitored using indicators collected from various extra-financial rating agencies. The methodology makes it possible to reduce biases, particularly capital or sector biases, which could artificially improve the rating through allocation decisions. However, the analysis carried out depends on the quality of the information collected and the transparency of the issuers in question.

Moreover, the manager may propose a modification to the quantitative rating to support a qualitative analysis, and this modification would be subject to the approval of an ad hoc committee. The final score will be between 1 and 10 – an SRI score of 1 represents a low extra-financial quality and a score of 10 a high extra-financial quality.

The exclusions then serve as a second filter. An exclusion committee draws up a list of exclusions after analysing ESG

controversies or allegations, defined in particular as severe and systematic legal breaches or ESG violations without corrective measures. The exclusion list also includes certain issuers in controversial sectors such as tobacco, gambling and coal, according to the criteria defined by the Management Company. Moreover, some sectors are excluded by the French SRI Label.

The analysis of the universe presented above enables to determine, after elimination of 30% of the securities from the investment universe, the average SRI rating that the UCI must exceed (the "Average Enhanced Rating"). The UCI must obtain a better average SRI rating than the Average Enhanced Rating. The Average Enhanced Rating is the average SRI rating of the adjusted investment universe, i.e. after elimination of the 30% worst securities (including the two following filters: quantitative score and exclusions).

Therefore, all securities in the investment universe (excluding prohibited and excluded securities) are thus eligible for the UCI, provided that the UCI's average extra-financial rating complies with the above condition.

2. Second step: selection of securities according to their financial and extra-financial characteristics.

Following this first step, the manager carries out a fundamental analysis of each issuer based on the following criteria:

- Analysis of the company's management
- Quality of its financial structure
- Visibility on future earnings
- Analysis of the financial statements
- The growth prospects for its business
- The speculative nature of the security

The quality of the governance will be subject to a special analysis which could restrict the manager in the securities selection.

Within the limit of 10% securities may be selected from outside the investment universe on the condition that these securities comply with the fund's investment strategy, the restrictions linked to exclusions and the rating presented above.

Depending on the manager's convictions, the portfolio's construction can lead to a concentrated portfolio (fewer than 50 stocks).

In any event, 90% of the portfolio's net assets are permanently made up of securities subject to an extra-financial analysis¹.

SRI label

To meet the requirements of the SRI label, beyond the restrictions of the exclusions and reduced investment universe as defined above, the UCI will ensure that it obtains a better result on two sustainability indicators concerning negative impacts. The choice of these two indicators is detailed in the SFDR annex.

Notes relating to the SFDR

The UCI falls under article 8 of Regulation (EU) 2019/2088 of the European Parliament and of the Council of 27 November 2019 on sustainability-related disclosures in the financial services sector (the "SFDR").

Sustainable investment

¹ Depending on the assets eligible for the Fund's strategy, bonds and other debt securities issued by public or quasi-public issuers as well as cash held on an ancillary basis are excluded from the calculation base for the % of net assets subject to extra-financial analysis.

A sustainable investment meets three criteria:

- the company's activity contributes positively to an environmental or social objective
- it does not cause significant harm to any of these objectives
- the company applies good governance practices

The UCI commits to making sustainable investments of at least 40% of the net assets.

Consideration of the European Taxonomy:

The six objectives of the European Taxonomy are taken into account in the quantitative extra-financial rating via the proprietary scoring tool. Companies whose activity contributes to achieving the European Taxonomy's environmental objectives are therefore favoured by the rating tool. However, the rating assigned to each security is the result of a global and systematic analysis that also takes into account criteria linked to social objectives.

The UCI undertakes to invest at least 0% in activities aligned with the European Taxonomy.

Consideration of principal adverse impacts

The management team takes the principal adverse sustainability impacts into account in its investment decisions. For more detailed information on the consideration of principal adverse impacts, investors should refer to Article 4 of the management company's SFDR policy available on the website: www.lfde.com.

More information about the environmental and/or social characteristics of the UCI is available in the SFDR annex of this document and in the sustainable investment methodology on the website www.lfde.com (Responsible Investment/To find out more).

2. Assets used (excluding derivatives)

a) Equities

ECHIQUIER CREDIT SRI EUROPE will not invest in equities.

b) Debt securities and money market instruments

The subfund invests in fixed-income products mostly denominated in euros. Exposure to instruments denominated in other currencies cannot exceed 10%, irrespective of the nationality of the issuer.

Specifically, the fund invests:

- in negotiable debt securities of the Europe region (European Union + European Free Trade Association + United Kingdom). The maximum maturity of these securities used will be 2 years. These securities are mainly rated investment grade; however, the subfund can invest up to 20% of its net assets in this class of securities that are unrated or rated high yield by the rating agencies, or considered as such by the management company.
- in bonds of the Europe region (European Union + European Free Trade Association + United Kingdom) within the limit of 10% maximum of net assets in bonds outside this region and including securities issued by emerging country issuers. These securities are mainly rated investment grade; however, the subfund can invest up to 40% of its net assets in this class of securities that are unrated or rated high yield by the rating agencies, or considered as such by the management company.

No limits have been set for the proportion of bonds of sovereign and private issuers in the portfolio.

The manager may also invest up to a maximum of 40% of its net assets in subordinated bonds of the banking, insurance and corporate sectors, including a maximum of 10% in contingent convertible bonds (“cocos”).

Prior to purchase and for monitoring purposes over the life of securities, the credit risk is assessed on the basis of research and analysis carried out in-house by La Financière de l'Échiquier and using the ratings produced by the rating agencies.

The ratings mentioned above are those used by the fund manager at the time of the initial investment. If a rating is downgraded over the life of an investment, the manager will conduct an analysis on a case-by-case basis and decide whether or not to maintain the position concerned.

The investment limits defined in relation to the assessment of credit risk by the rating agencies may therefore be adjusted slightly to reflect the management team's own analysis.

3. Investment in the securities of other undertakings for collective investment

Up to 10% of the subfund's assets may be invested in units or shares of French and/or European UCITS and in retail investment funds. This will be a UCI in any AMF category provided it is not in conflict with the investment strategy. These may be UCIs managed by the management company or by an associate company.

4. Derivatives

The subfund reserves the right to deal in financial derivative instruments traded on regulated European and international markets. In this context, the UCITS will take positions to hedge the portfolio against interest rate risk and any currency risk. It may also use exposure to derivatives for the purpose of managing interest rate risk.

The instruments used are:

- index futures,
- options on securities and indices,
- currency options and futures,
- asset swaps.

These transactions shall be limited to 100% of the subfund's assets. Financial instruments are entered into with intermediaries selected by the management company that have no say on the composition or management of the subfund's portfolio.

5. Securities with embedded derivatives

- a) Bonds with early redemption options: the manager may use these bonds (“callable” or “puttable”) on the entire bond segment.
- b) Contingent convertible bonds of the financial sector: the manager may invest of up 10% of net assets in these securities.
- c) Other securities with embedded derivatives: the manager may invest up to 10% of the net assets in securities with embedded derivatives (convertible bonds) traded on regulated or over-the-counter markets. No rating restrictions apply to convertible bonds.

The risk associated with this type of investment will be limited to the amount invested.

6. Deposits

None

7. Cash borrowings

The subfund of the SICAV may borrow cash. Although the subfund may be in a debtor position temporarily as a result of its payment flows (investments and disposals in progress, subscriptions/redemptions, etc.) up to a limit of 10% of its assets, this does not form part of the investment objective.

8. Securities financing transactions

None

Risk profile

Your money will be primarily invested in financial instruments selected by the management company. These instruments will be exposed to market trends and fluctuations.

Risk related to discretionary management: The discretionary management style applied to the fund is based on the selection of securities. There is a risk that the fund might not be invested in the best-performing securities at all times. The fund may therefore not achieve its performance objective. Moreover, the net asset value of the fund may post a negative performance.

Interest rate risk: The fund's net asset value could fall if interest rates rise.

Credit risk: Credit risk is the risk of a private issuer's credit rating being downgraded or of its defaulting. The value of the debt securities or bonds in which the fund invests may fall, resulting in a drop in the fund's net asset value.

Risk of capital loss: Capital loss occurs when a security is sold for less than its purchase price. Investors are warned that they may not get back all the capital they initially invested. The fund offers no capital guarantee or protection.

Currency risk: This is the risk of a fall in the investment currencies relative to the euro, the portfolio's reference currency. Should any of these currencies weaken against the euro, the net asset value could decline.

High Yield securities risk: High Yield securities have a higher default risk than Investment Grade securities. In the event of a fall in those securities, the net asset value may fall. In addition, as these types of instruments may be traded in low volumes, market movements may therefore be more pronounced, both upwards or downwards.

Risk associated with the use of subordinated bonds: A debt is described as subordinated when its repayment is subject to the prior repayment of other creditors (preferential creditors, unsecured creditors). Subordinated creditors will thus be repaid after ordinary creditors, but before shareholders. This type of debt will have a higher interest rate than that of other debt claims. If one or more provisions contained in the issuance documents of

said subordinated debt securities are triggered or, more generally, if a credit event occurs affecting the issuer in question occurs, there is a risk that the net asset value of the UCI could fall. The use of subordinated bonds may expose the UCI to risks of capital loss, cancellation or deferral of coupon payment (at the sole discretion of the issuer), and uncertainty regarding the repayment date or even the valuation/yield (since the attractive yield associated with these securities can be viewed as a complexity premium).

Risk associated with contingent convertible bonds:

Contingent convertible bonds are subordinated debt securities that are issued by credit institutions or insurance or reinsurance companies that are eligible in their regulatory capital requirement and have the specific feature of being convertible into shares or whose par value may be reduced (write-down mechanism) in the event of a trigger, previously defined in the prospectus. A contingent convertible bond includes an option to convert into shares at the initiative of the issuer in the event that their financial situation deteriorates. In addition to the inherent interest rate and credit risk involved with bonds, activating the conversion option may cause the value of the contingent convertible bonds to decrease by an amount greater than that recorded on other traditional bonds of the issuer. Under the conditions set out by the contingent convertible bonds concerned, certain trigger events may lead to the main investment and/or accrued interest permanently depreciating to zero or to the conversion of the bond into a share.

- **Risk associated with the conversion threshold of contingent convertible bonds:** The conversion threshold of a contingent convertible bond depends on the solvency ratio of its issuer. It is the event that determines the conversion of the bond into an ordinary share. The lower the solvency ratio, the greater the likelihood of conversion.
- **Risk of loss or suspension of coupon:** Depending on the characteristics of the contingent convertible bonds, the payment of coupons is discretionary and may be cancelled or suspended by the issuer at any time and for an indefinite period.
- **Risk of intervention of a regulatory authority at the point of “non-viability”:** A regulatory authority determines at any time and in a discretionary manner whether an institution is “not

via”, i.e. the issuing bank requires the support of the public authorities to prevent the issuer from becoming insolvent, bankrupt, unable to pay the majority of its debts as they become payable or otherwise continue its activities and requires or requests the conversion of contingent convertible bonds into shares in circumstances outside the issuer’s control.

- **Risk of capital inversion:** Contrary to the conventional capital hierarchy, investors in contingent convertible bonds may incur a loss of capital that does not affect holders of shares. In certain scenarios, holders of contingent convertible bonds will incur losses before holders of shares.
- **Risk of postponing redemption:** Most contingent convertible bonds are issued in the form of instruments of a perpetual maturity, which are only repayable at predefined levels that have the approval of the competent authority. It cannot be assumed that perpetual contingent convertible bonds will be reimbursed on the repayment date. Contingent convertible bonds are a type of permanent capital. It is possible that the investor may not receive the return on the principal on the expected repayment date or any given date.
- **Liquidity risk:** In certain circumstances, it may be difficult to find a buyer for contingent convertible bonds, and the seller may be forced to accept a significant discount on the expected value of the security in order to be able to sell it.

Sustainability risk or risk linked to sustainable investment:

Any event or situation in terms of environmental, social or sustainable governance aspects (e.g. climate change, health and safety, companies that do not comply with regulations, such as serious criminal sanctions, etc.) that, if it occurs, could have an actual or potential negative impact on the value of the investment. The occurrence of such an event or situation could also lead to a change in the investment strategy of the UCITS, including the exclusion of the securities of some issuers. More specifically, the negative effects of sustainability risks could affect issuers via a series of mechanisms, especially: 1) lower revenues; 2) increased costs; 3) damages or depreciation in asset value; 4) higher cost of capital; and 5) fines or regulatory risks. Due to the nature of sustainability risks and specific subjects such as climate change, the probability that sustainability risks would have an impact on returns on financial products is likely to increase over the longer term.

Eligible investors and typical investor profile

Target investors:

- A share: All investors
- G share: Reserved for distribution by financial intermediaries
- I share: Reserved for institutional investors
- IXL share: Reserved for institutional investors

Typical investor profile:

The subfund is intended for individuals and entities who are aware of the risks involved in holding shares in such a subfund: risks of investing in bonds and other debt securities.

ECHIQUIER CREDIT SRI EUROPE may be used as an investment vehicle for UCITS managed by La Financière de l'Échiquier.

The amount that can be reasonably invested in this product depends on each investor’s personal situation. In deciding how much to invest, investors should take into account their personal and any business assets, their cash requirements at the time and in 2 years, and whether they are willing to take risks on equity markets. They are also strongly advised to diversify their investments sufficiently so as not to be exposed solely to the risks of this UCITS.

Recommended investment period

More than 2 years.

Methods for determining and appropriating distributable amounts

Share class	Allocation of net income	Realised net gain allocations
A share	Accumulation	Accumulation
G share	Accumulation	Accumulation
I share	Accumulation	Accumulation
IXL share	Accumulation	Accumulation

Characteristics of the shares: (base currencies, fractions, etc.)

The G, I, A and IXL shares are denominated in euros and sub-divided into thousandths.

The initial value of the A share is fixed at 100 euros.

The initial value of the G share is fixed at 100 euros.

The initial value of the I share is fixed at 100 euros.

The initial value of the IXL share is fixed at 1,000 euros.

Subscription and redemption procedures

Subscriptions may be made in amount or in number of shares, divided into thousandths.

Redemptions may be made solely in number of shares, divided into thousandths.

The minimum initial subscription amount for I shares is 1,000,000 euros, with the exception of the management companies of the LBP AM group, which LFDE belongs to, which may subscribe for only one share. Subsequent subscriptions may be carried out in thousandths of shares.

The minimum initial subscription amount for IXL shares is 30,000,000 euros, with the exception of the management companies of the LBP AM group, which LFDE belongs to, which may subscribe for only one share. Subsequent subscriptions may be carried out in thousandths of shares.

Subscription and redemption requests are centralised each day before 12 noon (Paris time) by the depositary:

BNP PARIBAS SA

16, boulevard des Italiens, 75009 Paris

Postal address: Grands Moulins de Pantin, 9 Rue du Débarcadère, 93500 Pantin

IZNES,

20-18 boulevard Malesherbes - 75008 Paris - France

For eligible investors with access to the shared electronic registration system.

And are executed on the basis of the next net asset value calculated using the closing price on the day the requests were centralised. Subscription and redemption requests arriving after 12 noon (Paris time) are executed on the basis of the net asset value calculated after the one mentioned above.

In some countries, subscriptions may be carried out according to procedures other than a single, one-off subscription. For Italy, details of the subscription procedures are provided on the subscription form.

The net asset value is calculated daily, except for days when the Paris stock market is closed and on official French public holidays.

T	T: Date of establishment of the net asset value	T+1 working day	T+2 working days
Centralisation before 12 noon of subscription and redemption orders	Execution of the order at the latest during day T	Calculation and publication of the net asset value	Payment for subscriptions and redemptions

Procedures for switching from one subfund (or one share class) to another

It is possible to ask to switch (sale followed by simultaneous purchase) from one subfund to another (or between two share classes of the same subfund).

However, these transactions will only be possible:

- on orders expressed in quantities
- on shares of subfunds expressed in the same currency
- on subfunds with the same net asset value calculation frequency and the same centralisation date
- on subfunds with the same subscription/redemption cut-off times.

Orders are executed based on the next asset value calculated.

It should be specified that in the event of a switch:

- any prior notice is not applied
- it is the settlement-delivery date of the redemption that is applied to the two parts (subscription and redemption)

Finally, investors are reminded that depending on the tax system of their country, this transaction may trigger the application of tax on capital gains or losses on financial instruments.

Pursuant to Article L. 214-8-7 of the French Monetary and Financial Code, if, under exceptional circumstances it is deemed in the interest of the shareholders, the fund's redemption of shares and its issue of new shares may be temporarily suspended by the management company.

The net asset value is available upon request from the management company on +33 (0)1.47.23.90.90 or on its website (www.lfde.com).

Shareholders should be aware that orders transmitted to distributors other than the institutions mentioned above must take into account that the cut-off time for centralising orders applies to said distributors in respect of BNP PARIBAS SA and IZNES. Consequently, those distributors may apply their own cut-off times, earlier than the cut-off time mentioned above, in order to take into account the time they take to transmit the orders to BNP PARIBAS SA and IZNES. Only investors with access to the IZNES shared electronic registration system may send their subscription and redemption orders to IZNES.

Fees and expenses

Fees charged to the investor, deducted upon subscription and redemption	Basis	Rate
Subscription fee not retained by the UCITS	Net asset value x number of shares	Maximum of 3.00%
Subscription fee retained by the UCITS	Net asset value x number of shares	None
Redemption fee not retained by the UCITS	Net asset value x number of shares	None
Redemption fee retained by the UCITS	Net asset value x number of shares	None

Fees charged to the UCITS	Basis	Rate	
1 Investment management fees	Net assets	A share	Maximum of 0.91% incl. tax
		G share	Maximum of 0.71% incl. tax
		I share	Maximum of 0.51% incl. tax
		IXL share	Maximum of 0.31% incl. tax
2 Operating expenses and other services	Net assets	Applied to all shares	Maximum of 0.09% incl. tax
3 Maximum indirect fees (management fees and expenses)	Net assets		(*)
4 Performance fee	Net assets		None

(*) The subfund may invest up to 10% of its assets in other UCIs if the management fees do not exceed 2.392%. For further information, please contact the management company.

With the exception of research costs (see below), the only costs that may be outside the scope of the costs mentioned in the table above are:

- contributions due for management of this Fund pursuant to Article L. 621-5-3 II, 3°, d) of the French Monetary and Financial Code;
- exceptional and non-recurring taxes, duties, fees and government duties (in relation to the Fund);
- exceptional and non-recurring costs for debt recovery or legal proceedings to enforce a right.

Information relating to these fees is also described ex post in the Subfund's annual report.

Furthermore, concerning research fees as defined by Article 314-21 of the AMF General Regulation, they can be charged to the Fund. Additional information on how these research costs work is available from the management company.

Information about management fees:

Part of these fees may be retroceded to third parties with which the management company has direct or indirect marketing/referencing agreements (distributors and sub-distributors in the case of distribution chains). Some of these third parties may belong to the same group as the management company. These fees, if any, are calculated on the basis of a percentage of the investment management fees actually applied and are invoiced to the management company. Further information about this scheme can be obtained from your financial intermediary.

Information on operating expenses and other services:

These fees are charged on the basis of the fixed rate indicated above.

This fixed rate may be taken even if the actual operating expenses and other services are lower than this rate and, conversely, if the actual operating expenses and other services were to exceed this rate, the excess of this rate would be taken as a charge by the Management Company.

These operating fees and other services are used to cover:

- Fund registration and listing fees
- Costs of information to clients and distributors
- Data charges
- Depositary, legal, audit and tax fees, etc.
- Expenses related to compliance with regulatory obligations and regulatory reporting
- Operating expenses
- Know Your Customer costs

ECHIQUIER MAJOR SRI GROWTH EUROPE subfund

- A share ISIN code: FR0010321828
- B share ISIN code: FR001400LWB8
- G share ISIN code: FR0010581728
- I share ISIN code: FR0011188275
- IXL share ISIN code: FR0013431871

Tax treatment

The subfund is eligible for the PEA.

Investment objective

ECHIQUIER MAJOR SRI GROWTH EUROPE is a dynamic subfund seeking long-term performance through exposure to European equity markets and investing in leading growth companies in their sectors. This objective is combined with an extra-financial approach incorporating environmental, social, and governance (ESG) criteria.

The extra-financial objective is to help companies move forward on ESG issues by engaging in dialogue with them on a regular basis and by sharing with them specific areas of improvement monitored over time.

The extra-financial objective of the subfund complies with the provisions of Article 8 of the SFDR.

Benchmark

The MSCI EUROPE index is a representative indicator of the management of ECHIQUIER MAJOR SRI GROWTH EUROPE. This index is representative of movements on equity markets of Europe's most developed countries. It is calculated in euros, with dividends reinvested. The administrator MSCI Limited of the MSCI Europe benchmark is included in the register of administrators and benchmarks kept by the ESMA.

In accordance with Regulation (EU) 2016/1011 of the European Parliament and of the Council of 8 June 2016, the management company has a procedure for monitoring the benchmark indices used, describing the measures to be implemented in the event of substantial changes to an index or should that index no longer be provided.

Investment strategy

1. Strategies used

The subfund implements an active and discretionary management strategy focused on European equity markets. The subfund is primarily exposed to European large caps. The subfund also reserves the option of exposing up to 40% of its net assets to European small and mid caps.

In order for the UCITS to be eligible for the PEA, a minimum of 75% is invested at all times in financial instruments eligible for the PEA.

The management of ECHIQUIER MAJOR SRI GROWTH EUROPE is based on a rigorous selection of equities (stock

picking) obtained via the implementation of an in-depth evaluation process of the companies included in the portfolio.

ECHIQUIER MAJOR SRI GROWTH EUROPE uses derivatives only to hedge market risk and currency risk.

SRI approach implemented and portfolio construction

The manager carries out a rigorous securities selection via a two-step process:

- The first consists of analysing a universe of equities based on exclusion lists and the quantitative extra-financial rating of issuers.

The second aims to select the securities according to their financial and extra-financial characteristics.

1. First step: Analysis of the investment universe

The **investment universe** consists of the securities making up the indices: Stoxx Europe Total Market (80%) + MSCI USA Large Cap (20%).

It is analysed using socially responsible investment (SRI) criteria, in order to identify the companies with the best practices in terms of sustainable development.

This analysis is done using a proprietary tool of the LBP AM group: GREaT.

The extra-financial rating of the issuers, which applies to all the asset classes, is based on four pillars that enable a pragmatic and differentiating analysis:

- Responsible governance: the purpose of this pillar is to assess the organisation and effectiveness of powers within each issuer (for example, for companies: to assess the balance of powers, executive compensation, business ethics or tax practices);
- Sustainable resource management: this pillar makes it possible, for example, to study environmental impacts and human capital for each issuer (for example, quality of working conditions or management of relations with suppliers);
- Energy transition: this pillar makes it possible, for example, to assess each issuer's strategy to support the energy transition (for example, greenhouse gas reduction approach, response to long-term challenges);
- Regional development: this pillar makes it possible, for example, to analyse each issuer's strategy in terms of access to basic services.

Thus, several criteria are identified for each pillar and monitored using indicators collected from various extra-financial rating agencies. The methodology makes it possible to reduce biases, particularly capital or sector biases, which could artificially improve the rating through allocation decisions. However, the analysis carried out depends on the quality of the information collected and the transparency of the issuers in question.

Moreover, the manager may propose a modification to the quantitative rating to support a qualitative analysis, and this modification would be subject to the approval of an ad hoc committee. The final score will be between 1 and 10 – an SRI score of 1 represents a low extra-financial quality and a score of 10 a high extra-financial quality.

The exclusions then serve as a second filter. An exclusion committee draws up a list of exclusions after analysing ESG controversies or allegations, defined in particular as severe and systematic legal breaches or ESG violations without corrective measures. The exclusion list also includes certain issuers in controversial sectors such as tobacco, gambling and coal, according to the criteria defined by the Management Company. Moreover, some sectors are excluded by the French SRI Label.

The analysis of the universe presented above enables to determine, after elimination of 30% of the securities from the investment universe, the average SRI rating that the UCI must exceed (the "Average Enhanced Rating"). The UCI must obtain a better average SRI rating than the Average Enhanced Rating. The Average Enhanced Rating is the average SRI rating of the adjusted investment universe, i.e. after elimination of the 30% worst securities (including the two following filters: quantitative score and exclusions).

Therefore, all securities in the investment universe (excluding prohibited and excluded securities) are thus eligible for the UCI, provided that the UCI's average extra-financial rating complies with the above condition.

2. Second step: selection of securities according to their financial and extra-financial characteristics.

Following this first step, the manager carries out a fundamental analysis of each issuer based on the following criteria:

- Analysis of the company's management
- Quality of its financial structure
- Visibility on future earnings
- Analysis of the financial statements
- The growth prospects for its business
- The speculative nature of the security

The quality of the governance will be subject to a special analysis which could restrict the manager in the securities selection.

Within the limit of 10% securities may be selected from outside the investment universe on the condition that these securities comply with the fund's investment strategy, the restrictions linked to exclusions and the rating presented above.

Depending on the manager's convictions, the portfolio's construction can lead to a concentrated portfolio (fewer than 50 stocks).

In any event, 90% of the portfolio's net assets are permanently made up of securities subject to an extra-financial analysis¹.

SRI label

To meet the requirements of the SRI label, beyond the restrictions of the exclusions and reduced investment universe as defined above, the UCI will ensure that it obtains a better result on two sustainability indicators concerning negative impacts. The choice of these two indicators is detailed in the SFDR annex.

Voting and engagement

La Financière de l'Echiquier has adhered to the shareholder engagement policy of the LBP AM group and has accordingly delegated the exercise of voting rights to LBP AM. For more

information, investors should refer to the Voting and Engagement Policy available on www.lfde.com.

Notes relating to the SFDR

The UCI falls under article 8 of Regulation (EU) 2019/2088 of the European Parliament and of the Council of 27 November 2019 on sustainability-related disclosures in the financial services sector (the "SFDR").

Sustainable investment

A sustainable investment meets three criteria:

- the company's activity contributes positively to an environmental or social objective
- it does not cause significant harm to any of these objectives
- the company applies good governance practices

The UCI commits to making sustainable investments of at least 40% of the net assets.

Consideration of the European Taxonomy:

The six objectives of the European Taxonomy are taken into account in the quantitative extra-financial rating via the proprietary scoring tool. Companies whose activity contributes to achieving the European Taxonomy's environmental objectives are therefore favoured by the rating tool. However, the rating assigned to each security is the result of a global and systematic analysis that also takes into account criteria linked to social objectives.

The UCI undertakes to invest at least 0% in activities aligned with the European Taxonomy.

Consideration of principal adverse impacts

The management team takes the principal adverse sustainability impacts into account in its investment decisions. For more detailed information on the consideration of principal adverse impacts, investors should refer to Article 4 of the management company's SFDR policy available on the website: www.lfde.com.

More information about the environmental and/or social characteristics of the UCI is available in the SFDR annex of this document and in the sustainable investment methodology on the website www.lfde.com (Responsible Investment/To find out more).

2. Assets (excluding derivatives)

a) Equities:

ECHIQUIER MAJOR SRI GROWTH EUROPE has a 60% minimum exposure on European equity markets and a 25% maximum exposure to non-European equities.

The subfund has a minimum exposure of 60% to stocks representative of large caps and all business sectors.

In addition, up to 40% of the subfund's assets may be exposed to European small and mid caps.

b) Debt securities and money market instruments:

Up to 25% of the subfund's assets may be invested:

- in negotiable debt securities. The longest maturity of debt securities used for the subfund's cash management shall be 5 years. The short-term securities used have a Standard & Poor's

¹ Depending on the assets eligible for the Fund's strategy, bonds and other debt securities issued by public or quasi-public issuers as well as cash held on an ancillary basis are excluded from the calculation base for the % of net assets subject to extra-financial analysis.

rating of investment grade or an equivalent rating by another ratings agency. Up to 10% of the subfund's assets may be invested in high yield or unrated negotiable debt securities.

- in bonds. In this regard, particular attention will be given to the credit quality of the companies that issue these securities. Eligible securities are deemed investment grade, i.e., having a minimum Standard & Poor's rating of BBB- or equivalent or considered as such by the management team. The maximum maturity of bonds is 10 years.

Up to 10% of the subfund's assets may be invested in high yield or unrated bonds. No limits have been set for the proportion of bonds of sovereign and private issuers in the portfolio.

Prior to purchase and for monitoring purposes over the life of securities, the credit risk is assessed on the basis of research and analysis carried out in-house by La Financière de l'Échiquier and using the ratings produced by the rating agencies.

When securities are deemed speculative or unrated, their issuers belong to groups monitored by La Financière de l'Échiquier's internal research.

The ratings mentioned above are those used by the fund manager at the time of the initial investment. If a rating is downgraded over the life of an investment, the manager will conduct an analysis on a case-by-case basis and decide whether or not to maintain the position concerned. The investment limits defined in relation to the assessment of credit risk by the rating agencies may therefore be adjusted slightly to reflect the management team's own analysis.

3. Investment in the securities of other undertakings for collective investment

Up to 10% of the subfund's assets may be invested in units or shares of French and/or European UCITS and in retail investment funds. This will be a UCI in any AMF category provided it is not in conflict with the investment strategy. These may be UCIs managed by the management company or by an associate company.

4. Derivatives

The subfund may invest in financial derivative instruments traded on regulated markets, unregulated markets, and/or over the counter. In this context, the subfund will exclusively take positions to hedge the portfolio against market risk and any currency risk.

The instruments used are:

- index futures,
- options on securities and indices,
- forex options and forwards.

These transactions shall be limited to 100% of the subfund's assets.

Financial instruments are entered into with intermediaries selected by the management company that have no say on the composition or management of the UCITS' portfolio.

5. Securities with embedded derivatives

The manager may invest in securities with embedded derivatives (warrants, subscription certificates, convertible bonds, etc.) traded

on regulated markets or over-the-counter. No rating restrictions apply to convertible bonds.

In this context, the manager may take positions to hedge and/or expose the portfolio to business sectors, geographical areas, interest rates, equities (small, mid or large cap stocks), currencies, securities and similar transferable securities or indices in order to achieve the investment objective.

The use of embedded derivatives, as opposed to the other derivative instruments listed above, will mainly result from the manager seeking to optimise the hedging strategy, or, where relevant, to boost the performance of the portfolio by reducing the costs related to the use of these financial instruments in order to achieve the investment objective.

In any event, the amounts invested in securities with embedded derivatives cannot exceed 10% of the net assets. The risk associated with this type of investment will be limited to the amount invested in the purchase.

6. Deposits

None

7. Cash borrowings

The subfund may borrow cash. Although the subfund may be in a debtor position temporarily as a result of its payment flows (investments and disposals in progress, subscription/redemption transactions, etc.) up to a limit of 10% of its assets, this does not form part of its investment objective.

8. Securities financing transactions

None

Risk profile

Your money will be primarily invested in financial instruments selected by the management company. These instruments will be exposed to market trends and fluctuations.

Risk of capital loss:

Capital loss occurs when a security is sold for less than its purchase price. Investors are warned that they may not get back all the capital they initially invested. The fund offers no capital guarantee or protection.

Equity risk:

If the equities or indices to which the fund portfolio is exposed should fall, the fund's net asset value could also fall.

Risks associated with investments in small and mid cap shares:

On the small and mid cap markets, the volume of equities listed on the stock exchange is low. As a result, market downturns are more pronounced and more rapid than for large caps. The UCI's net asset value may therefore decline rapidly and significantly.

Risk related to discretionary management:

The discretionary management style applied to the fund is based on the selection of securities. There is a risk that the fund might not be invested in the best-performing securities at all times. The fund may therefore not achieve its performance objective. Moreover, the net asset value of the fund may post a negative

performance.

Interest rate risk:

The fund's net asset value could fall if interest rates rise.

Credit risk:

Credit risk is the risk of a private issuer's credit rating being downgraded or of its defaulting. The value of the debt securities or bonds in which the fund invests may fall, resulting in a drop in the fund's net asset value.

Currency risk:

This is the risk of a fall in the investment currencies relative to the euro, the portfolio's reference currency. Should any of these currencies weaken against the euro, the net asset value could decline.

Sustainability risk or risk linked to sustainable investment:

Any event or situation in terms of environmental, social or sustainable governance aspects (e.g. climate change, health and safety, companies that do not comply with regulations, such as serious criminal sanctions, etc.) that, if it occurs, could have an actual or potential negative impact on the value of the investment. The occurrence of such an event or situation could also lead to a change in the investment strategy of the UCITS, including the exclusion of the securities of some issuers. More specifically, the negative effects of sustainability risks could affect issuers via a series of mechanisms, especially: 1) lower revenues; 2) increased costs; 3) damages or depreciation in asset value; 4) higher cost of capital; and 5) fines or regulatory risks. Due to the nature of sustainability risks and specific subjects such as climate change, the probability that sustainability risks would have an impact on returns on financial products is likely to increase over the longer term.

Eligible investors and typical investor profile

Target investors:

- A share: All investors
- B share: Reserved for Allianz entities, La Banque Postale group entities, BPCE entities and VEGA IS, including via the insurers Generali, Spirica, AEP and LMP.
- G share: Reserved for distribution by financial intermediaries
- I share: Reserved for institutional investors
- IXL share: Reserved for institutional investors

Typical investor profile:

The subfund is intended for individual or institutional investors aware of the risks inherent in holding shares in such a subfund, i.e. equity markets risk as defined above.

ECHIQUIER MAJOR SRI GROWTH EUROPE used as a vehicle for variable-capital, unit-linked individual life insurance policies.

ECHIQUIER MAJOR SRI GROWTH EUROPE may be used as an investment vehicle for UCITS managed by La Financière de l'Échiquier.

The appropriate amount to invest in ECHIQUIER MAJOR SRI GROWTH EUROPE depends on the personal situation of the investor. In deciding how much to invest, shareholders should take into account their personal assets and any business assets, their cash requirements at the time and in 5 years, and whether they are willing to take risks on equity markets. Investors are also strongly advised to diversify their investments sufficiently so as not to be exposed solely to the risks of this subfund.

Recommended investment period

More than 5 years.

Methods for determining and appropriating distributable amounts

Share class	Allocation of net income	Allocation of net realised gains
A share	Accumulation	Accumulation
B share	Accumulation	Accumulation
G share	Accumulation	Accumulation
I share	Accumulation	Accumulation
IXL share	Accumulation	Accumulation

Characteristics of the shares: (base currencies, fractions, etc.)

The A, B, G, I and IXL shares are denominated in euros and sub-divided into thousandths.

The initial value of the A share is fixed at 100 euros.
The initial value of the B share is fixed at 100 euros.
The initial value of the G share is fixed at 118.87 euros.
The initial value of the I share is fixed at 1,000 euros.
The initial value of the IXL share is fixed at 1,000 euros.

Subscription and redemption procedures

Subscriptions may be made in amount or in number of shares, divided into thousandths.
Redemptions may be made solely in number of shares, divided into thousandths.

The minimum initial subscription amount for I shares is 1,000,000 euros, with the exception of the management companies of the LBP AM group, which LFDE belongs to, which may subscribe for only one share. Subsequent subscriptions may be carried out in thousandths of shares.

The minimum initial subscription amount for IXL shares is 30,000,000 euros, with the exception of the management companies of the LBP AM group, which LFDE belongs to, which may subscribe for only one share. Subsequent subscriptions may be carried out in thousandths of shares.

Subscription and redemption requests are centralised before 12 noon on every trading day (Paris time) by the depositary:

BNP PARIBAS SA
16, boulevard des Italiens, 75009 Paris
Postal address: Grands Moulins de Pantin, 9 Rue du Débarcadère, 93500 Pantin

IZNES,
20-18 boulevard Malesherbes - 75008 Paris - France
For eligible investors with access to the shared electronic registration system.

And are executed on the basis of the next net asset value calculated using the closing price on the day the requests were centralised. Subscription and redemption requests arriving after 12 noon (Paris time) are executed on the basis of the net asset value calculated after the one mentioned above.

In some countries, subscriptions may be carried out according to procedures other than a single, one-off subscription. For Italy, details of the subscription procedures are provided on the subscription form.

The net asset value is calculated daily, except for days when the Paris stock market is closed and on official French public holidays.

T	T: Date of establishment of the net asset value	T+1 working day	T+2 working days
Centralisation before 12 noon of subscription and redemption orders	Execution of the order at the latest during day T	Calculation and publication of the net asset value	Payment for subscriptions and redemptions

Procedures for switching from one subfund (or one share class) to another

It is possible to ask to switch (sale followed by simultaneous purchase) from one subfund to another (or between two share classes of the same subfund).

However, these transactions will only be possible:

- on orders expressed in quantities
- on shares of subfunds expressed in the same currency
- on subfunds with the same net asset value calculation frequency and the same centralisation date
- on subfunds with the same subscription/redemption cut-off times

Orders are executed based on the next asset value calculated.

It should be specified that in the event of a switch:

- any prior notice is not applied
- it is the settlement-delivery date of the redemption that is applied to the two parts (subscription and redemption)

Finally, investors are reminded that depending on the tax system of their country, this transaction may trigger the application of tax on capital gains or losses on financial instruments.

Pursuant to Article L. 214-8-7 of the French Monetary and Financial Code, if, under exceptional circumstances it is deemed in the interest of the shareholders, the fund's redemption of shares and its issue of new shares may be temporarily suspended by the management company.

The net asset value is available upon request from the management company on +33 (0)1.47.23.90.90 or on its website (www.lfde.com).

Shareholders should be aware that orders transmitted to distributors other than the institutions mentioned above must take into account that the cut-off time for centralising orders applies to said distributors in respect of BNP PARIBAS SA and IZNES. Consequently, those distributors may apply their own cut-off times, earlier than the cut-off time mentioned above, in order to take into account the time they take to transmit the orders to BNP PARIBAS SA and IZNES. Only investors with access to the IZNES shared electronic registration system may send their subscription and redemption orders to IZNES.

Fees and expenses

Fees charged to the investor, deducted upon subscription and redemption	Basis	Rate
Subscription fee not retained by the UCITS	Net asset value x number of shares	Maximum of 3.00%
Subscription fee retained by the UCITS	Net asset value x number of shares	None
Redemption fee not retained by the UCITS	Net asset value x number of shares	None
Redemption fee retained by the UCITS	Net asset value x number of shares	None

Fees charged to the UCITS	Basis		Rate
1 Investment management fees	Net assets	A share	Maximum of 2.20% incl. tax
		B share	Maximum of 1.75% incl. tax
		G share	Maximum of 1.35% incl. tax
		I share	Maximum of 0.93% incl. tax
		IXL share	Maximum of 0.62% incl. tax
2 Operating expenses and other services	Net assets	Applied to all shares	Maximum of 0.09% incl. tax
3 Maximum indirect fees (management fees and expenses)	Net assets		(*)
4 Performance fee	Net assets	A share	15% including taxes of the fund's outperformance, net of fixed management fees, relative to its benchmark index, provided the fund's performance is positive
		B share	None
		G share	15% including taxes of the fund's outperformance, net of fixed management fees, relative

Fees charged to the UCITS	Basis		Rate
			to its benchmark index, provided the fund's performance is positive
		I share	None
		IXL share	None

(*) The subfund may invest up to 10% of its assets in other UCIs if the management fees do not exceed 2.392%. For further information, please contact the management company.

With the exception of research costs (see below), the only costs that may be outside the scope of the costs mentioned in the table above are:

- contributions due for management of this Fund pursuant to Article L. 621-5-3 II, 3°, d) of the French Monetary and Financial Code;
- exceptional and non-recurring taxes, duties, fees and government duties (in relation to the Fund);
- exceptional and non-recurring costs for debt recovery or legal proceedings to enforce a right.

Information relating to these fees is also described ex post in the Subfund's annual report.

Furthermore, concerning research fees as defined by Article 314-21 of the AMF General Regulation, they can be charged to the Fund. Additional information on how these research costs work is available from the management company.

Information about management fees:

Part of these fees may be retroceded to third parties with which the management company has direct or indirect marketing/referencing agreements (distributors and sub-distributors in the case of distribution chains). Some of these third parties may belong to the same group as the management company. These fees, if any, are calculated on the basis of a percentage of the investment management fees actually applied and are invoiced to the management company. Further information about this scheme can be obtained from your financial intermediary.

Information on operating expenses and other services:

These fees are charged on the basis of the fixed rate indicated above. This fixed rate may be taken even if the actual operating expenses and other services are lower than this rate and, conversely, if the actual operating expenses and other services were to exceed this rate, the excess of this rate would be taken as a charge by the Management Company.

These operating fees and other services are used to cover:

- Fund registration and listing fees
- Costs of information to clients and distributors
- Data charges
- Depositary, legal, audit and tax fees, etc.
- Expenses related to compliance with regulatory obligations and regulatory reporting
- Operating expenses - Know Your Customer costs

Procedures for calculating the performance fee

Frequency of crystallisation of the performance fee and observation period

The frequency of crystallisation, i.e. the frequency at which the provisions for the performance fee can be retained by the management company, is annual. The observation period runs from 1 April to 31 March.

However, the first observation periods will be longer than one year for the A and G shares. The first observation period will be from 18 December 2025 to 31 March 2027.

Performance reference period

The performance reference period is the period during which the performance is measured and compared to that of the reference indicator, at the end of which the mechanism for compensating for past underperformance (or negative performance) can be reset. This period is set at five rolling years.

Reference indicator

MSCI EUROPE

Calculation method

The performance fee is provisioned at each net asset value.

The performance fee is adjusted at each net asset value calculation, on the basis of 15% including all taxes of the outperformance of the fund compared to the reference indicator, on the condition that the fund's performance is positive (the net asset value is higher than the net asset value at the start of the period).

If the UCI underperforms the benchmark, this provision is adjusted through reversals. Provision reversals are capped at the level of the allocations made. The methodology applied for the calculation of performance fees is based on the "fictional asset" calculation method,

which simulates a fictional asset subject to the same subscription and redemption conditions as the original fund, incremented by the performance of the reference indicator. This fictional asset is then compared with the performance of the fund's actual assets. The difference between the two assets therefore gives the fund's outperformance relative to its reference indicator.

Payment of the performance fee and catch-up period

- In the event that the fund has outperformed at the end of the observation period and that it has a positive performance, the management company takes the fees provisioned and a new observation period starts.
- In the event that the fund has outperformed at the end of the observation period and has a negative performance, the management company takes no performance fee but a new observation period starts.
- In the case that the fund has underperformed its reference indicator at the end of the observation period, no fee is charged and the initial observation period is extended by 12 months (catch-up period) so that this underperformance may be compensated for before a performance fee becomes payable again. The initial observation period may therefore be extended by up to five years (reference period). The observation period may be extended as such by up to five years (reference period). Beyond that, if the residual underperformance has not been caught up, it will be abandoned. If a year of underperformance has occurred within this first 5-year period and has not been caught up for by the end of this first period, a new period of up to 5 years will begin from this new year of underperformance.

When shares are redeemed, if there is a provision for performance fees, the amount proportional to the redeemed shares is paid to the management company

ECHIQUIER WORLD EQUITY GROWTH subfund

- A share ISIN code: FR0010859769
- G share ISIN code: FR0010868174
- G USD share ISIN code: FR0013379013
- I share ISIN code: FR0011188267
- I USD share ISIN code: FR0013405263
- IXL share ISIN code: FR0013429719

Classification

International equities

Investment objective

ECHIQUIER WORLD EQUITY GROWTH is a dynamic subfund seeking long-term performance via exposure to growth stocks in international markets. The subfund invests in stocks with confirmed global leadership positions in their industry.

Benchmark

No existing index reflects the management objective of the subfund exactly. However, the closest index is the MSCI All Country World, calculated in euros. Given that the UCITS is neither index-linked nor index-referenced, the MSCI All Country World Index is only an indicator for ex-post performance comparison.

MSCI All Country World Index is calculated in euros with dividends reinvested (Bloomberg code: M7WD). It includes listed stocks in 50 countries, including developed and emerging countries.

The administrator MSCI Limited of the benchmark MSCI All Country World Index is included in the register of administrators and benchmarks kept by the ESMA.

In accordance with Regulation (EU) 2016/1011 of the European Parliament and of the Council of 8 June 2016, the management company has a procedure for monitoring the benchmark indices used, describing the measures to be implemented in the event of substantial changes to an index or should that index no longer be provided

Investment strategy

1. Strategies used

The subfund implements an active and discretionary management strategy focused on international equity markets.

The management of ECHIQUIER WORLD EQUITY GROWTH is based on a rigorous stock-picking process, involving direct meetings with the companies in which the subfund invests.

The investment strategy is intended to select stocks which provide the best current or potential growth, which are leaders in markets of significant size in all regions of the world.

It will focus primarily on large caps. However, the subfund reserves the right to select small and mid caps for up to 10%.

ECHIQUIER WORLD EQUITY GROWTH has a 60% exposure, at least, to the equities of the eurozone and/or international and emerging markets.

Up to a maximum of 40% of the net assets of ECHIQUIER WORLD EQUITY GROWTH may be exposed to investment grade bonds depending on market trends and situations.

ECHIQUIER WORLD EQUITY GROWTH may use derivative instruments for equity market risk hedging and exposure and exceptionally currency risk hedging.

SRI approach and portfolio construction

The manager carries out a rigorous securities selection via a two-step process:

- The first consists of an extra-financial approach based on exclusion lists and the quantitative extra-financial rating of the issuers.
- The second aims to select the securities according to their financial and extra-financial characteristics.

1. First step: Systematic extra-financial analysis

The management company implements an exclusion filter, for which the list is drawn up at the LBP AM Group level and defined in its exclusion policy. It consists of norm-based and sector exclusions. The norm-based exclusions concern issuers that present critical risks of serious and/or repeated breaches and/or involved in serious, proven and repeated controversies with respect to the United Nations Global Compact, Guiding Principles on Business and Human Rights or the OECD Guidelines for Multinational Enterprises.

The sector exclusions concern issuers generating significant revenue in business sectors that present ethical and reputation risks, such as tobacco, gambling and coal. A more complete description of the exclusions is provided in the Management Company's "Exclusion Policy" document available on its website (<https://www.lfde.com>).

Furthermore, the issuers undergo a quantitative extra-financial analysis using the LPB AM group's proprietary tool: GREaT. The extra-financial rating of the issuers, which applies to all the asset classes, is based on four pillars that enable a pragmatic and differentiating analysis:

- Responsible governance: the purpose of this pillar is to assess the organisation and effectiveness of powers within each issuer (for example, for companies: to assess the balance of powers, executive compensation, business ethics or tax practices);
- Sustainable resource management: this pillar makes it possible, for example, to study environmental impacts and human capital for each issuer (for example, quality of working conditions or management of relations with suppliers);
- Energy transition: this pillar makes it possible, for example, to assess each issuer's strategy to support the energy transition (for example, greenhouse gas reduction approach, response to long-term challenges);
- Regional development: this pillar makes it possible, for example, to analyse each issuer's strategy in terms of access to

basic services.

Thus, several criteria are identified for each pillar and monitored using indicators collected from various extra-financial rating agencies. The methodology makes it possible to reduce biases, particularly capital or sector biases, which could artificially improve the rating through allocation decisions. However, the analysis carried out depends on the quality of the information collected and the transparency of the issuers in question.

This rating is nevertheless not intended to constitute a strong constraint on the selection of issuers or the portfolio construction, but is a tool for monitoring the extra-financial risk associated with the issuers.

If this quantitative assessment of the Governance pillar appears to be insufficient or in the case of a significant controversy, the management team will also carry out a qualitative analysis of the governance. This analysis could result in a decision not to invest or to divest from the company in question.

In any event, 75%¹ of the portfolio's net assets are permanently made up of securities subject to an extra-financial analysis.

2. Second step: Selection of securities according to their financial and extra-financial characteristics.

Following this first step, the manager carries out a fundamental analysis of each issuer based on the following criteria:

- Analysis of the company's management;
- Quality of its financial structure;
- Visibility on future earnings;
- Analysis of the financial statements;
- The growth prospects for its business;
- The speculative nature of the security.

Depending on the manager's convictions, the portfolio's construction can lead to a concentrated portfolio (fewer than 50 stocks)

Voting and engagement

La Financière de l'Echiquier has adhered to the shareholder engagement policy of the LBP AM group and has accordingly delegated the exercise of voting rights to LBP AM.

For more information, investors should refer to the Voting and Engagement Policy available on www.lfde.com.

Notes relating to the SFDR

The UCI falls under article 8 of Regulation (EU) 2019/2088 of the European Parliament and of the Council of 27 November 2019 on sustainability-related disclosures in the financial services sector (the "SFDR").

Sustainable investment

A sustainable investment meets three criteria:

- the company's activity contributes positively to an environmental or social objective;
- it **does not cause significant harm** to any of these objectives;
- the company applies **good governance practices**.

The UCI commits to making sustainable investments of at least 10% of the net assets.

Consideration of the European Taxonomy

The six objectives of the European Taxonomy are taken into account in the quantitative extra-financial rating via the proprietary scoring tool. Companies whose activity contributes to achieving the European Taxonomy's environmental objectives are therefore favoured by the rating tool. However, the rating assigned to each security is the result of a global and systematic analysis that also takes into account criteria linked to social objectives.

The UCI undertakes to invest at least 0% in activities aligned with the European Taxonomy.

Consideration of principal adverse impacts

The management team does not take into account the principal adverse impacts on sustainability in the construction of its portfolio.

2. Assets (excluding derivatives)

a) Equities:

ECHIQUIER WORLD EQUITY GROWTH permanently invests 60% of its assets in stocks of listed companies around the world.

It will focus primarily on large caps. However, the subfund reserves the right to select small and mid caps for up to 10%.

b) Debt securities and money market instruments:

Up to 40% of the subfund's net assets may be invested:

- in negotiable debt securities. The longest maturity of debt securities used for the subfund's cash management shall be 5 years. The short-term securities used have a Standard & Poor's rating of investment grade or an equivalent rating by another ratings agency. Up to 10% of the subfund's assets may be invested in high yield or unrated negotiable debt securities.
- in bonds. The maximum maturity of bonds is 12 years. In this regard, particular attention will be given to the credit quality of the companies that issue these securities. Eligible securities are deemed investment grade, i.e., having a minimum Standard & Poor's rating of BBB- or equivalent or considered as such by the management team. Up to 10% of the subfund's assets may be invested in high yield or unrated bonds. No limits have been set for the proportion of bonds of sovereign and private issuers in the portfolio.

Prior to purchase and for monitoring purposes over the life of securities, the credit risk is assessed on the basis of research and analysis carried out in-house by La Financière de l'Echiquier and using the ratings produced by the rating agencies.

When securities are deemed speculative or unrated, their issuers belong to groups monitored by La Financière de l'Echiquier's internal research.

The ratings mentioned above are those used by the fund manager at the time of the initial investment. If a rating is downgraded over the life of an investment, the manager will conduct an analysis on a case-by-case basis and decide whether or not to maintain the position concerned. The investment limits

¹ Depending on the assets eligible for the Fund's strategy, bonds and other debt securities issued by public or quasi-public issuers as well as cash held on an ancillary basis are excluded from the calculation base for the % of net assets subject to extra-financial analysis.

defined in relation to the assessment of credit risk by the rating agencies may therefore be adjusted slightly to reflect the management team's own analysis.

3. Investment in the securities of other undertakings for collective investment

Up to 10% of the subfund's assets may be invested in units or shares of French and/or European UCITS and in retail investment funds. This will be a UCI in any AMF category provided it is not in conflict with the investment strategy. These may be UCIs managed by the management company or by an associate company.

4. Derivatives

The subfund may invest in financial derivative instruments traded on international regulated markets, unregulated markets, and/or over the counter. In this context, the subfund may take positions:

- to hedge the portfolio against equity market risk and exceptionally against currency risk.
- to generate exposure to equity market risk in accordance with the investment objective.

The instruments used are:

- index futures,
- options on securities and indices,
- forex options and forwards.

These transactions shall be limited to 100% of the subfund's assets.

Financial instruments are entered into with intermediaries selected by the management company that have no say on the composition or management of the UCITS' portfolio.

5. Securities with embedded derivatives

The manager may invest in European and/or international convertible bonds, particularly in emerging countries.

The manager may invest in securities with embedded derivatives (warrants, subscription certificates, convertible bonds, etc.) traded on eurozone and/or international regulated markets or over the counter. No rating restrictions apply to convertible bonds.

In this context, the manager may take positions to hedge and/or expose the portfolio to business sectors, geographical areas, interest rates, equities (small, mid or large cap stocks), currencies, securities and similar transferable securities or indices in order to achieve the investment objective.

The use of embedded derivatives, as opposed to the other derivative instruments listed above, will mainly result from the manager seeking to optimise the hedging strategy, or, where relevant, to boost the performance of the portfolio by reducing the costs related to the use of these financial instruments in order to achieve the investment objective.

In any event, the amounts invested in securities with embedded derivatives cannot exceed 10% of the net assets.

The risk associated with this type of investment will be limited to the amount invested in the purchase.

6. Deposits

None

7. Cash borrowings

The subfund may borrow cash. Although the subfund may be in a debtor position temporarily as a result of its payment flows (investments and disposals in progress, subscription/redemption transactions, etc.) up to a limit of 10% of its assets, this does not form part of its investment objective.

8. Securities financing transactions

None

Risk profile

Your money will be primarily invested in financial instruments selected by the management company. These instruments will be exposed to market trends and fluctuations.

Risk of capital loss:

Capital loss occurs when a security is sold for less than its purchase price. Investors are warned that they may not get back all the capital they initially invested. The fund offers no capital guarantee or protection.

Equity risk:

If the equities or indices to which the fund portfolio is exposed should fall, the fund's net asset value could also fall.

Currency risk:

This is the risk of a fall in the investment currencies relative to the euro, the portfolio's reference currency. Should any of these currencies weaken against the euro, the net asset value could decline.

Risk related to discretionary management:

The discretionary management style applied to the fund is based on the selection of securities. There is a risk that the fund might not be invested in the best-performing securities at all times. The fund may therefore not achieve its performance objective. Moreover, the net asset value of the fund may post a negative performance.

Interest rate risk:

The fund's net asset value could fall if interest rates rise.

Credit risk:

Credit risk is the risk of a private issuer's credit rating being downgraded or of its defaulting. The value of the debt securities or bonds in which the fund invests may fall, resulting in a drop in the fund's net asset value.

Sustainability risk or risk linked to sustainable investment:

Any event or situation in terms of environmental, social or sustainable governance aspects (e.g. climate change, health and safety, companies that do not comply with regulations, such as serious criminal sanctions, etc.) that, if it occurs, could have an actual or potential negative impact on the value of the investment. The occurrence of such an event or situation could also lead to a change in the investment strategy of the UCITS, including the exclusion of the securities of some issuers. More specifically, the negative effects of sustainability risks could affect issuers via a series of mechanisms, especially: 1) lower revenues; 2) increased costs; 3) damages or depreciation in asset value; 4) higher cost

of capital; and 5) fines or regulatory risks. Due to the nature of sustainability risks and specific subjects such as climate change, the probability that sustainability risks would have an impact on returns on financial products is likely to increase over the longer term.

Eligible investors and typical investor profile

Target investors:

- A share: All investors
- G share: Reserved for distribution by financial intermediaries
- G USD share: Reserved for distribution by financial intermediaries
- I share: Reserved for institutional investors
- I USD share: Reserved for institutional investors
- IXL share: Reserved for institutional investors

Typical investor profile:

The subfund is intended for individuals or institutional investors who are aware of the inherent risk in holding shares in such a subfund, which is a high risk due to investment in listed equities around the world.

ECHIQUIER WORLD EQUITY GROWTH may be used as a vehicle for variable-capital, unit-linked individual life insurance policies.

ECHIQUIER WORLD EQUITY GROWTH may be used as an investment vehicle for UCITS managed by La Financière de l'Echiquier.

The appropriate amount to invest in ECHIQUIER WORLD EQUITY GROWTH depends on the personal situation of the investor. In deciding how much to invest, shareholders should take into account their personal assets and any business assets, their cash requirements at the time and in 5 years, and whether they are willing to take risks on equity markets. Investors are also strongly advised to diversify their investments sufficiently so as not to be exposed solely to the risks of this subfund.

Recommended investment period

More than 5 years.

Methods for determining and appropriating distributable amounts

Share class	Allocation of net income	Allocation of net realised gains
A share	Accumulation	Accumulation
G share	Accumulation	Accumulation
G USD share	Accumulation	Accumulation
I share	Accumulation	Accumulation
I USD share	Accumulation	Accumulation
IXL share	Accumulation	Accumulation

Characteristics of the shares: (base currencies, fractions, etc.)

The A, G, I and IXL shares are denominated in euros and sub-divided into thousandths.

The G USD share and the I USD share are denominated in dollars and are sub-divided into thousandths.

The initial value of the A share is fixed at 100 euros.

The initial value of the G share is fixed at 100 euros.

The initial value of the G USD share is fixed at USD 100.

The initial value of the I share is fixed at 1,000 euros.

The initial value of the I USD share is fixed at USD 1,000.

The initial value of the IXL share is fixed at 1,000 euros.

Subscription and redemption procedures

Subscriptions may be made in amount or in number of shares, divided into thousandths.

Redemptions may be made solely in number of shares, divided into thousandths.

The minimum initial subscription amount for I shares is 1,000,000 euros, with the exception of the management companies of the LBP AM group, which LFDE belongs to, which may subscribe for only one share. Subsequent subscriptions may be carried out in thousandths of shares.

The minimum initial subscription amount for IXL shares is 30,000,000 euros, with the exception of the management companies of the LBP AM group, which LFDE belongs to, which may subscribe for only one share. Subsequent subscriptions may be carried out in thousandths of shares.

The minimum initial subscription amount for I USD shares is 1,000,000 dollars (USD) with the exception of the management companies of the LBP AM group, which LFDE belongs to, which may subscribe for only one share. Subsequent subscriptions may be carried out in thousandths of shares.

Subscription and redemption requests are centralised before 12 noon on every trading day (Paris time) by the depositary:

BNP PARIBAS SA

16, boulevard des Italiens, 75009 Paris

Postal address: Grands Moulins de Pantin, 9 Rue du Débarcadère, 93500 Pantin

IZNES,

20-18 boulevard Malesherbes - 75008 Paris - France

For eligible investors with access to the shared electronic registration system.

And are executed on the basis of the next net asset value calculated using the closing price on the day the requests were centralised. Subscription and redemption requests arriving after 12 noon (Paris time) are executed on the basis of the net asset value calculated after the one mentioned above.

In some countries, subscriptions may be carried out according to procedures other than a single, one-off subscription. For Italy, details of the subscription procedures are provided on the subscription form.

The net asset value is calculated daily, except for days when the Paris stock market is closed and on official French public holidays.

T		T+1 working day	T+2 working days
---	--	-----------------	------------------

	T: Date of establishment of the net asset value		
Centralisation before 12 noon of subscription and redemption orders	Execution of the order at the latest on D	Calculation and publication of the net asset value	Payment for subscriptions and redemptions

Procedures for switching from one subfund (or one share class) to another

It is possible to ask to switch (sale followed by simultaneous purchase) from one subfund to another (or between two share classes of the same subfund).

However, these transactions will only be possible:

- on orders expressed in quantities
- on shares of subfunds expressed in the same currency
- on subfunds with the same net asset value calculation frequency and the same centralisation date
- on subfunds with the same subscription/redemption cut-off times

Orders are executed based on the next asset value calculated.

It should be specified that in the event of a switch:

- any prior notice is not applied
- it is the settlement-delivery date of the redemption that is applied to the two parts (subscription and redemption)

Finally, investors are reminded that depending on the tax system of their country, this transaction may trigger the application of tax on capital gains or losses on financial instruments.

Pursuant to Article L. 214-8-7 of the French Monetary and Financial Code, if, under exceptional circumstances it is deemed in the interest of the shareholders, the fund's redemption of shares and its issue of new shares may be temporarily suspended by the management company.

The net asset value is available upon request from the management company on +33 (0)1.47.23.90.90 or on its website (www.lfde.com).

Shareholders should be aware that orders transmitted to distributors other than the institutions mentioned above must take into account that the cut-off time for centralising orders applies to said distributors in respect of BNP PARIBAS SA and IZNES. Consequently, those distributors may apply their own cut-off times, earlier than the cut-off time mentioned above, in order to take into account the time they take to transmit the orders to BNP PARIBAS SA and IZNES. Only investors with access to the IZNES shared electronic registration system may send their subscription and redemption orders to IZNES.

Fees and expenses

Fees charged to the investor, deducted upon subscription and redemption	Basis	Rate
Subscription fee not retained by the UCITS	Net asset value x number of shares	Maximum of 3.00%
Subscription fee retained by the UCITS	Net asset value x number of shares	None
Redemption fee not retained by the UCITS	Net asset value x number of shares	None
Redemption fee retained by the UCITS	Net asset value x number of shares	None

Fees charged to the UCITS	Basis		Rate	
1	Investment management fees	Net assets	A share	Maximum of 2.20% incl. tax
			G share	Maximum of 1.35% incl. tax
			G USD share	Maximum of 1.35% incl. tax
			I share	Maximum of 0.93% incl. tax
			I USD share	Maximum of 0.93% incl. tax
			IXL share	Maximum of 0.62% incl. tax
2	Operating expenses and other services	Net assets	Applied to all units	Maximum of 0.09% incl. tax
3	Maximum indirect fees (management fees and expenses)	Net assets		(*)

Fees charged to the UCITS		Basis		Rate
4	Performance (**)	Net assets	A share	15% including taxes of the fund's outperformance, net of fixed management fees, relative to its benchmark index, provided the fund's performance is positive
			G share	15% including taxes of the fund's outperformance, net of fixed management fees, relative to its benchmark index, provided the fund's performance is positive
			G USD share	15% including taxes of the fund's outperformance, net of fixed management fees, relative to its benchmark index, provided the fund's performance is positive
		Other equities	None	

(*) The subfund may invest up to 10% of its net assets in other UCIs if the management fees do not exceed 2.392%. For further information, please contact the management company.

(**) The benchmark used to calculate performance fees will be denominated in the same currency as that of the shares concerned: in euros for shares denominated in euros, and in dollars for those denominated in dollars.

With the exception of research costs (see below), the only costs that may be outside the scope of the costs mentioned in the table above are:

- contributions due for management of this Fund pursuant to Article L. 621-5-3 II, 3°, d) of the French Monetary and Financial Code;
- exceptional and non-recurring taxes, duties, fees and government duties (in relation to the Fund);
- exceptional and non-recurring costs for debt recovery or legal proceedings to enforce a right.

Information relating to these fees is also described ex post in the Subfund's annual report.

Furthermore, concerning research fees as defined by Article 314-21 of the AMF General Regulation, they can be charged to the Fund.

Additional information on how these research costs work is available from the management company.

Information about management fees:

Part of these fees may be retroceded to third parties with which the management company has direct or indirect marketing/referencing agreements (distributors and sub-distributors in the case of distribution chains). Some of these third parties may belong to the same group as the management company. These fees, if any, are calculated on the basis of a percentage of the investment management fees actually applied and are invoiced to the management company. Further information about this scheme can be obtained from your financial intermediary.

Information on operating expenses and other services:

These fees are charged on the basis of the fixed rate indicated above. This fixed rate may be taken even if the actual operating expenses and other services are lower than this rate and, conversely, if the actual operating expenses and other services were to exceed this rate, the excess of this rate would be taken as a charge by the Management Company.

These operating fees and other services are used to cover:

- Fund registration and listing fees
- Costs of information to clients and distributors
- Data charges
- Depositary, legal, audit and tax fees, etc.
- Expenses related to compliance with regulatory obligations and regulatory reporting
- Operating expenses
- Know Your Customer costs

Procedures for calculating the performance fee

Frequency of crystallisation of the performance fee and observation period

The frequency of crystallisation, i.e. the frequency at which the provisions for the performance fees can be definitively retained by the management company, is annual. It spans from 1 April to 31 March.

However, for the G and G USD units, the first observation period will be longer than 1 year. The first reference period will be from 18 December 2025 to 31 March 2027.

The performance reference period

The performance reference period is the period during which the performance is measured and compared to that of the reference indicator, at the end of which the mechanism for compensating for past underperformance (or negative performance) can be reset. This period is set at five rolling years.

Reference Indicator

MSCI All Country World Index

Calculation method

The performance fee is provisioned at each net asset value.

The performance fee is adjusted at each net asset value calculation, on the basis of 15% including all taxes of the outperformance of the fund compared to the reference indicator, on the condition that the fund's performance is positive (the net asset value is higher than the net asset value at the start of the period).

If the UCI underperforms the reference indicator, this provision is adjusted through reversals. Provision reversals are capped at the level of the allocations made.

The methodology applied for the calculation of the performance fee is based on the "fictional asset" calculation method, which simulates a fictional asset subject to the same subscription and redemption conditions as the original subfund, incremented by the performance of the Reference Indicator. This fictional asset is then compared with the performance of the fund's actual assets. The difference between the two assets therefore gives the fund's outperformance relative to its Reference Indicator.

Payment of the performance fee and catch-up period

- In the event that the fund has outperformed at the end of the observation period and that it has a positive performance, the management company takes the fees provisioned for and a new observation period starts.
- In the event that the fund has outperformed at the end of the observation period and has a negative performance, the management company takes no performance fee but a new observation period starts.
- In the case that the fund has underperformed its reference indicator at the end of the observation period, no fee is charged and the initial observation period is extended by 12 months (catch-up period) so that this underperformance may be compensated for before a performance fee becomes payable again.
- The observation period may be extended as such by up to five years (reference period). Beyond that, if the residual underperformance has not been caught up, it will be abandoned. If a year of underperformance has occurred within this first 5-year period and has not been caught up by the end of this first period, a new period of up to 5 years will begin from this new year of underperformance.

When shares are redeemed, if there is a provision for performance fees, the amount proportional to the redeemed shares is paid to the management company.

Examples

First case: the UCI outperforms its index over each observation period. Fees are taken for each observation period, and each observation period will be 12 months.

Second case: depending on the observation periods, the fund underperforms or outperforms its benchmark:

	Fund performance	Index performance	Relative performance over the year	Underperformance of the previous year to be offset	Net relative performance	Underperformance to be offset over the next year	Performance fee	Performance fee calculation
Year 1	5%	0%	5%	0%	5%	0%	Yes	15% x 5%
Year 2	3%	3%	0%	0%	0%	0%	No	-
Year 3	-5%	0%	-5%	0%	-5%	-5%	No	-
Year 4	5%	2%	3%	-5%	-2%	-2%	No	-
Year 5	7%	5%	2%	-2%	0%	0%	No	-
Year 6	10%	5%	5%	0%	5%	0%	Yes	15% x 5%
Year 7	9%	4%	5%	0%	5%	0%	Yes	15% x 5%
Year 8	-15%	-5%	-10%	0%	-10%	-10%	No	-
Year 9	-2%	-4%	2%	-10%	-8%	-8%	No	-
Year 10	0%	-2%	2%	-8%	-6%	-6%	No	-
Year 11	2%	0%	2%	-6%	-4%	-4%	No	-
Year 12	10%	10%	0%	-4%	-4%	0%*	No	-
Year 13	6%	4%	2%	0%	2%	0%	Yes	15% x 2%
Year 14	-6%	0%	-6%	0%	-6%	-6%	No	-
Year 15	4%	2%	2%	-6%	-4%	-4%	No	-
Year 16	6%	4%	2%	-4%	-2%	-2%	No	-
Year 17	10%	14%	-4%	-2%	-6%	-6%	No	-
Year 18	7%	7%	0%	-6%	-6%	-4%**	No	-
Year 19	6%	1%	5%	-4%	1%	0%	Yes	15% x 1%

* The underperformance of year 12 to be offset in the following year (year 13) is 0% and not -4% ("theoretical" underperformance to be offset the following year). The residual underperformance of year 8 that was not fully offset in the subsequent years is abandoned since the five-year reference period expired (the underperformance of year 8 could only be offset until year 12).

** The underperformance of year 18 to be offset in the following year (year 19) is -4% and not -6% ("theoretical" underperformance to be offset the following year). The share of the residual underperformance of year 14 (-2%) that was not fully offset in the subsequent years is abandoned since the five-year reference period expired (the underperformance of year 14 could only be offset until year 18).

ECHIQUIER ENTREPRENEURS subfund

- A share ISIN code: FR0011558246
- G share ISIN code: FR0013111382
- I share ISIN code: FR001400N5L4
- IXL share ISIN code: FR0014017G70

Tax treatment

The subfund is eligible for the PEA and the SME PEA.

Investment objective

ECHIQUIER ENTREPRENEURS is a dynamic subfund seeking long-term performance through exposure to European small cap and micro-cap equity markets.

Benchmark

The MSCI Europe ex UK Small Cap NR index is a representative indicator for the management of ECHIQUIER ENTREPRENEURS (Bloomberg code MSDEXUKN). This index, used for information purposes only, represents the trend of all equities of European small cap companies. It is calculated in euros, with dividends reinvested.

The administrator of the benchmark, MSCI Limited, is included in the register of administrators and benchmarks kept by the ESMA.

Investment strategy

1. Strategies used

The subfund implements an active and discretionary management strategy focused on equity markets in the European Union.

The fund is mainly exposed to European small- and micro-cap investment opportunities and has a long-term focus on so-called growth stocks. However, depending on the market conditions and the manager's assessment, it may favour other themes over shorter periods.

The management of ECHIQUIER ENTREPRENEURS is based on a rigorous stock-picking process, involving direct meetings with the companies in which the subfund invests.

SRI approach and portfolio construction

The manager carries out a rigorous securities selection via a two-step process:

- The first consists of an extra-financial approach based on exclusion lists and the quantitative extra-financial rating of the issuers.
- The second aims to select the securities according to their financial and extra-financial characteristics.

1. First step: Systematic extra-financial analysis

The management company implements an exclusion filter, for which the list is drawn up at the LBP AM Group level and defined in its exclusion policy. It consists of norm-based and sector

exclusions. The norm-based exclusions concern issuers that present critical risks of serious and/or repeated breaches and/or involved in serious, proven and repeated controversies with respect to the United Nations Global Compact, Guiding Principles on Business and Human Rights or the OECD Guidelines for Multinational Enterprises.

The sector exclusions concern issuers generating significant revenue in business sectors that present ethical and reputation risks, such as tobacco, gambling and coal. A more complete description of the exclusions is provided in the Management Company's "Exclusion Policy" document available on its website (<https://www.lfde.com>).

Furthermore, the issuers undergo a quantitative extra-financial analysis using the LPB AM group's proprietary tool: GREaT. The extra-financial rating of the issuers, which applies to all the asset classes, is based on four pillars that enable a pragmatic and differentiating analysis:

- Responsible governance: the purpose of this pillar is to assess the organisation and effectiveness of powers within each issuer (for example, for companies: to assess the balance of powers, executive compensation, business ethics or tax practices);
- Sustainable resource management: this pillar makes it possible, for example, to study environmental impacts and human capital for each issuer (for example, quality of working conditions or management of relations with suppliers);
- Energy transition: this pillar makes it possible, for example, to assess each issuer's strategy to support the energy transition (for example, greenhouse gas reduction approach, response to long-term challenges);
- Regional development: for example, this pillar makes it possible to analyse each issuer's strategy in terms of access to basic services.

Thus, several criteria are identified for each pillar and monitored using indicators collected from various extra-financial rating agencies. The methodology makes it possible to reduce biases, particularly capital or sector biases, which could artificially improve the rating through allocation decisions. However, the analysis carried out depends on the quality of the information collected and the transparency of the issuers in question.

This rating is nevertheless not intended to constitute a strong constraint on the selection of issuers or the portfolio construction, but is a tool for monitoring the extra-financial risk associated with the issuers.

If this quantitative assessment of the Governance pillar appears to be insufficient or in the case of a significant controversy, the management team will also carry out a qualitative analysis of the governance. This analysis could result in a decision not to invest or to divest from the company in question.

In any event, 75%¹ of the portfolio's net assets are permanently made up of securities subject to an extra-financial analysis.

¹ Depending on the assets eligible for the Fund's strategy, bonds and other debt securities issued by public or quasi-public issuers as well as cash held on an ancillary basis are excluded from the calculation base for the % of net assets subject to extra-financial analysis.

2. Second step: Selection of securities according to their financial and extra-financial characteristics

Following this first step, the manager carries out a fundamental analysis of each issuer based on the following criteria:

- Analysis of the company's management;
- Quality of its financial structure;
- Visibility on future earnings;
- Analysis of the financial statements;
- The growth prospects for its business;
- The speculative nature of the security.

Depending on the manager's convictions, the portfolio's construction can lead to a concentrated portfolio (fewer than 50 stocks).

Voting and engagement

La Financière de l'Echiquier has adhered to the shareholder engagement policy of the LBP AM group and has accordingly delegated the exercise of voting rights to LBP AM.

For more information, investors should refer to the Voting and Engagement Policy available on www.lfde.com.

Notes relating to the SFDR

The UCI falls under article 8 of Regulation (EU) 2019/2088 of the European Parliament and of the Council of 27 November 2019 on sustainability-related disclosures in the financial services sector (the "SFDR").

Sustainable investment

A sustainable investment meets three criteria:

- the company's activity contributes positively to an environmental or social objective;
- it **does not cause significant harm** to any of these objectives;
- the company applies **good governance practices**.

The UCI commits to making sustainable investments of at least 10% of the net assets.

Consideration of the European Taxonomy

The six objectives of the European Taxonomy are taken into account in the quantitative extra-financial rating via the proprietary scoring tool. Companies whose activity contributes to achieving the European Taxonomy's environmental objectives are therefore favoured by the rating tool. However, the rating assigned to each security is the result of a global and systematic analysis that also takes into account criteria linked to social objectives.

The UCI undertakes to invest at least 0% in activities aligned with the European Taxonomy.

Consideration of principal adverse impacts

The management team does not take into account the principal adverse impacts on sustainability in the construction of its portfolio.

More information about the environmental and/or social characteristics of the UCI is available in the SFDR annex of this document and in the sustainable investment methodology on the website www.lfde.com (Responsible Investment/To find out more).

2. Assets (excluding derivatives)

a) Equities:

The ECHIQUIER ENTREPRENEURS subfund is invested in stocks of all sectors.

It should be noted, however, that the subfund invests mainly in European small and micro-caps (on investment). This criterion is assessed at the time of the initial investment in the equities in question.

However, to ensure that the fund is eligible for the PEA, and for the PEA PME, 75% of its assets are invested in PEA-eligible securities as defined in article L.221-31 of the French Monetary and Financial Code and PEA PME-eligible securities as defined in article L.221-32-2 of the French Monetary and Financial Code.

ECHIQUIER ENTREPRENEURS is mainly invested in European Union equities, but may invest up to 25% of its net assets in equities outside this zone.

b) Debt securities and money market instruments:

Up to 25% of the subfund's assets may be invested:

- in negotiable debt securities. The longest maturity of debt securities used for the subfund's cash management shall be 5 years. The short-term securities used have a Standard & Poor's rating of investment grade or an equivalent rating by another ratings agency. Up to 10% of the subfund's assets may be invested in "speculative" or unrated negotiable debt securities.
- in bonds. In this regard, particular attention will be given to the credit quality of the companies that issue these securities. Eligible securities are deemed investment grade, i.e., having a minimum Standard & Poor's rating of BBB- or equivalent or considered as such by the management team. Up to 10% of the subfund's assets may be invested in high yield or unrated bonds. The maximum maturity of bonds is 10 years. However, the subfund reserves the right to buy bonds with a maturity of more than 10 years marginally as a percentage of assets. No limits have been set for the proportion of bonds of sovereign and private issuers in the portfolio.

Prior to purchase and for monitoring purposes over the life of securities, the risk is assessed on the basis of research and analysis carried out in-house by La Financière de l'Echiquier and using the ratings produced by the rating agencies.

When securities are deemed high yield or unrated, their issuers belong to groups monitored by La Financière de l'Echiquier's internal research.

The ratings mentioned above are those used by the fund manager at the time of the initial investment. If a rating is downgraded over the life of an investment, the manager will conduct an analysis on a case-by-case basis and decide whether or not to maintain the position concerned. The investment limits defined in relation to the assessment of credit risk by the rating agencies may therefore be adjusted slightly to reflect the management team's own analysis.

3. Investment in the securities of other undertakings for collective investment

Up to 10% of the subfund's assets may be invested in units or shares of French and/or European UCITS and in retail investment

funds. This will be a UCI in any AMF category provided it is not in conflict with the investment strategy. These may be UCIs managed by the management company or by an associate company.

4. Derivatives

The subfund may invest in financial derivative instruments traded on regulated, unregulated, and/or over-the-counter markets. Within this framework, the subfund may take positions to hedge the portfolio. It may also take positions to gain exposure to business sectors, equities, securities and equivalent instruments, and indices in order to satisfy the investment objective. The subfund may take positions to hedge the portfolio against currency risk.

These transactions shall be limited to 100% of the subfund's assets. Financial instruments are entered into with intermediaries selected by the management company that have no say on the composition or management of the subfund's portfolio.

5. Securities with embedded derivatives

The manager may invest in securities with embedded derivatives (warrants, subscription certificates, convertible bonds, etc.) traded on regulated markets or over-the-counter. No rating restrictions apply to convertible bonds.

In this context, the manager may take positions to hedge and/or expose the portfolio to business sectors, geographical areas, interest rates, equities (small, mid or large cap stocks), currencies, securities and similar transferable securities or indices in order to achieve the investment objective.

The use of embedded derivatives, as opposed to the other derivative instruments listed above, will mainly result from the manager seeking to optimise the hedging strategy, or, where relevant, to boost the performance of the portfolio by reducing the costs related to the use of these financial instruments in order to achieve the investment objective.

In any event, the amounts invested in securities with embedded derivatives cannot exceed 10% of the net assets. The risk associated with this type of investment will be limited to the amount invested in the purchase.

6. Deposits

None

7. Cash borrowings

The subfund may borrow cash. Although the subfund may be in a debtor position temporarily as a result of its payment flows (investments and disposals in progress, subscription/redemption transactions, etc.) up to a limit of 10% of its assets, this does not form part of its investment objective.

8. Securities financing transactions

None

Risk profile

Your money will be primarily invested in financial instruments selected by the management company. These instruments will be exposed to market trends and fluctuations.

Risk of capital loss:

Capital loss occurs when a security is sold for less than its purchase price. Investors are warned that they may not get back all the capital they initially invested. The fund offers no capital guarantee or protection.

Equity risk:

If the equities or indices to which the fund portfolio is exposed should fall, the fund's net asset value could also fall.

Risks associated with investments in small and mid cap equities:

On the small and mid cap markets, the volume of equities listed on the stock exchange is low. As a result, market downturns are more pronounced and more rapid than for large caps. The UCI's net asset value may therefore decline rapidly and significantly.

Risk related to discretionary management:

The discretionary management style applied to the fund is based on the selection of securities. There is a risk that the fund might not be invested in the best-performing securities at all times. The fund may therefore not achieve its performance objective. Moreover, the net asset value of the fund may post a negative performance.

Interest rate risk:

The fund's net asset value could fall if interest rates rise.

Credit risk:

Credit risk is the risk of a private issuer's credit rating being downgraded or of its defaulting. The value of the debt securities or bonds in which the fund invests may fall, resulting in a drop in the fund's net asset value.

Currency risk:

This is the risk of a fall in the investment currencies relative to the euro, the portfolio's reference currency. Should any of these currencies weaken against the euro, the net asset value could decline.

Sustainability risk or risk linked to sustainable investment:

Any event or situation in terms of environmental, social or sustainable governance aspects (e.g. climate change, health and safety, companies that do not comply with regulations, such as serious criminal sanctions, etc.) that, if it occurs, could have an actual or potential negative impact on the value of the investment. The occurrence of such an event or situation could also lead to a change in the investment strategy of the UCITS, including the exclusion of the securities of some issuers. More specifically, the negative effects of sustainability risks could affect issuers via a series of mechanisms, especially: 1) lower revenues; 2) increased costs; 3) damages or depreciation in asset value; 4) higher cost of capital; and 5) fines or regulatory risks. Due to the nature of sustainability risks and specific subjects such as climate change, the probability that sustainability risks would have an impact on returns on financial products is likely to increase over the longer term.

Eligible investors and typical investor profile

Target investors:

A share: All investors

G share: Reserved for institutional investors and distribution by financial intermediaries

I share: Reserved for institutional investors

IXL share: Reserved for Amundi

Typical investor profile:

The subfund is intended for individuals or institutional investors who are aware of the risk inherent to holding shares in such a subfund, which is high-risk due to investment in European small cap equities.

ECHIQUIER ENTREPRENEURS may be used as a vehicle for variable-capital, unit-linked individual life insurance policies.

The appropriate amount to invest in ECHIQUIER ENTREPRENEURS depends on the personal situation of the investor. In deciding how much to invest, shareholders should take into account their personal assets and any business assets, their cash requirements at the time and in 5 years, and whether they are willing to take risks on equity markets. Investors are also strongly advised to diversify their investments sufficiently so as not to be exposed solely to the risks of this subfund.

Recommended investment period

More than 5 years.

Methods for determining and appropriating distributable amounts

Share class	Allocation of net income	Allocation of net realised gains
A share	Accumulation	Accumulation
G share	Accumulation	Accumulation
I share	Accumulation	Accumulation
IXL share	Accumulation	Accumulation

Characteristics of the shares: (base currencies, fractions, etc.)

The G, A, I and IXL shares are denominated in euros and sub-divided into thousandths.

The initial value of the A share is fixed at 100 euros.

The initial value of the G share is fixed at 1,000 euros.

The initial value of the I share is fixed at 1,000 euros.

The initial value of the IXL share is fixed at 1,000 euros.

Subscription and redemption procedures

Subscriptions may be made in amount or in number of shares, divided into thousandths.

Redemptions may be made solely in number of shares, divided into thousandths.

Subscription and redemption requests are centralised before 12 noon on every trading day (Paris time) by the depositary:

BNP PARIBAS SA

16, boulevard des Italiens, 75009 Paris

Postal address: Grands Moulins de Pantin, 9 Rue du Débarcadère, 93500 Pantin

IZNES,

20-18 boulevard Maiesherbes - 75008 Paris - France

For eligible investors with access to the shared electronic registration system.

And are executed on the basis of the next net asset value calculated using the closing price on the day the requests were centralised. Subscription and redemption requests arriving after 12 noon (Paris time) are executed on the basis of the net asset value calculated after the one mentioned above.

In some countries, subscriptions may be carried out according to procedures other than a single, one-off subscription. For Italy, details of the subscription procedures are provided on the subscription form.

The net asset value is calculated daily, except for days when the Paris stock market is closed and on official French public holidays.

T	T: Date of establishment of the net asset value	T+1 working day	T+2 working days
Centralisation before 12 noon of subscription and redemption orders	Execution of the order at the latest during day T	Calculation and publication of the net asset value	Payment for subscriptions and redemptions

Procedures for switching from one subfund (or one share class) to another

It is possible to ask to switch (sale followed by simultaneous purchase) from one subfund to another (or between two share classes of the same subfund).

However, these transactions will only be possible:

- on orders expressed in quantities
- on shares of subfunds expressed in the same currency
- on subfunds with the same net asset value calculation frequency and the same centralisation date
- on subfunds with the same subscription/redemption cut-off times

Orders are executed based on the next asset value calculated.

It should be specified that in the event of a switch:

- any prior notice is not applied
- it is the settlement-delivery date of the redemption that is applied to the two parts (subscription and redemption)

Finally, investors are reminded that depending on the tax system of their country, this transaction may trigger the application of tax on capital gains or losses on financial instruments.

Pursuant to Article L. 214-8-7 of the French Monetary and Financial Code, if, under exceptional circumstances it is deemed in the interest of the shareholders, the fund's redemption of shares and its issue of new shares may be temporarily suspended by the management company.

The net asset value is available upon request from the management company on +33 (0)1.47.23.90.90 or on its website (www.lfde.com).

Shareholders should be aware that orders transmitted to distributors other than the institutions mentioned above must take into account that the cut-off time for centralising orders applies to said distributors in respect of BNP PARIBAS SA and IZNES. Consequently, those distributors may apply their own cut-off times, earlier than the cut-off time mentioned above, in order to take into account the time they take to transmit the orders to BNP PARIBAS SA and IZNES. Only investors with access to the IZNES shared electronic registration system may send their subscription and redemption orders to IZNES.

Fees and expenses

Fees charged to the investor, deducted upon subscription and redemption	Basis	Rate
Subscription fee not retained by the UCITS	Net asset value x number of shares	Maximum of 3.00%
Subscription fee retained by the UCITS	Net asset value x number of shares	None
Redemption fee not retained by the UCITS	Net asset value x number of shares	None
Redemption fee retained by the UCITS	Net asset value x number of shares	None

Fees charged to the UCITS	Basis		Rate
1 Investment management fees	Net assets	A share	Maximum of 2.25% incl. tax
		G share	Maximum of 1.35% incl. tax
		I share	Maximum of 0.93% incl. tax
		IXL share	Maximum of 0.75% incl. tax
2 Operating expenses and other services	Net assets	Applied to all shares	Maximum of 0.09% incl. tax
3 Maximum indirect fees (management fees and expenses)	Net assets		(*)
4 Performance fee	Net assets	A, G and I shares	15% including taxes of the fund's outperformance, net of fixed management fees, relative to its benchmark index, provided the fund's performance is positive
		IXL share	None

(*) The subfund may invest up to 10% of its assets in other UCIs if the management fees do not exceed 2.392%. For further information, please contact the management company.

With the exception of research costs (see below), the only costs that may be outside the scope of the costs mentioned in the table above are:

- contributions due for management of this Fund pursuant to Article L. 621-5-3 II, 3°, d) of the French Monetary and Financial Code;
- exceptional and non-recurring taxes, duties, fees and government duties (in relation to the Fund);
- exceptional and non-recurring costs for debt recovery or legal proceedings to enforce a right.

Information relating to these fees is also described ex post in the Subfund's annual report.

Furthermore, concerning research fees as defined by Article 314-21 of the AMF General Regulation, they can be charged to the Fund. Additional information on how these research costs work is available from the management company.

Information about management fees:

Part of these fees may be retroceded to third parties with which the management company has direct or indirect marketing/referencing agreements (distributors and sub-distributors in the case of distribution chains). Some of these third parties may belong to the same group as the management company. These fees, if any, are calculated on the basis of a percentage of the investment management fees actually applied and are invoiced to the management company. Further information about this scheme can be obtained from your financial intermediary.

Information on operating expenses and other services:

These fees are charged on the basis of the fixed rate indicated above.

This fixed rate may be taken even if the actual operating expenses and other services are lower than this rate and, conversely, if the actual operating expenses and other services were to exceed this rate, the excess of this rate would be taken as a charge by the Management Company.

These operating fees and other services are used to cover:

- Fund registration and listing fees
- Costs of information to clients and distributors
- Data charges
- Depositary, legal, audit and tax fees, etc.
- Expenses related to compliance with regulatory obligations and regulatory reporting
- Operating expenses
- Know Your Customer costs

Procedures for calculating the performance fee

Frequency of crystallisation of the performance fee and observation period

The frequency of crystallisation, i.e. the frequency at which the provisions for the performance fee can be retained by the management company, is annual. The observation period runs from 1 April to 31 March.

However, the first observation periods will be longer than one year for the I and G shares.

Unit: The first observation period will be from 7 January 2025 to 31 March 2026.

G share: The first observation period will be from 18 December 2025 to 31 March 2027.

Performance reference period

The performance reference period is the period during which the performance is measured and compared to that of the reference indicator, at the end of which the mechanism for compensating for past underperformance (or negative performance) can be reset. This period is set at five rolling years.

Reference indicator

MSCI Europe ex UK Small Cap NR

Calculation method

The performance fee is provisioned at each net asset value.

The performance fee is adjusted at each net asset value calculation, on the basis of 15% including all taxes of the outperformance of the fund compared to the reference indicator, on the condition that the fund's performance is positive (the net asset value is higher than the net asset value at the start of the period).

If the UCI underperforms the benchmark, this provision is adjusted through reversals. Provision reversals are capped at the level of the allocations made. The methodology applied for the calculation of performance fees is based on the "fictional asset" calculation method, which simulates a fictional asset subject to the same subscription and redemption conditions as the original fund, incremented by the performance of the reference indicator. This fictional asset is then compared with the performance of the fund's actual assets. The difference between the two assets therefore gives the fund's outperformance relative to its reference indicator.

Payment of the performance fee and catch-up period

▪ In the event that the fund has outperformed at the end of the observation period and that it has a positive performance, the management company takes the fees provisioned and a new observation period starts.

In the event that the fund has outperformed at the end of the observation period and has a negative performance, the management company takes no performance fee but a new observation period starts.

• In the case that the fund has underperformed its reference indicator at the end of the observation period, no fee is charged and the initial observation period is extended by 12 months (catch-up period) so that this underperformance may be compensated for before a performance fee becomes payable again. The initial observation period may therefore be extended by up to five years (reference period). The observation period may be extended as such by up to five years (reference period). Beyond that, if the residual underperformance has not been caught up, it will be abandoned. If a year of underperformance has occurred within this first 5-year period and has not been caught up for by the end of this first period, a new period of up to 5 years will begin from this new year of underperformance.

When shares are redeemed, if there is a provision for performance fees, the amount proportional to the redeemed shares is paid to the management company

Examples

First case: the UCI outperforms its index over each observation period. Fees are taken for each observation period, and each observation period will be 12 months.

Second case: Depending on the observation periods, the fund underperforms or outperforms its benchmark:

	Fund performance	Index performance	Relative performance over the year	Underperformance of the previous year to be offset	Net relative performance	Underperformance to be offset over the next year	Performance fee	Performance fee calculation
Year 1	5%	0%	5%	0%	5%	0%	Yes	15% x 5%
Year 2	3%	3%	0%	0%	0%	0%	No	-
Year 3	-5%	0%	-5%	0%	-5%	-5%	No	-
Year 4	5%	2%	3%	-5%	-2%	-2%	No	-
Year 5	7%	5%	2%	-2%	0%	0%	No	-
Year 6	10%	5%	5%	0%	5%	0%	Yes	15% x 5%
Year 7	9%	4%	5%	0%	5%	0%	Yes	15% x 5%
Year 8	-15%	-5%	-10%	0%	-10%	-10%	No	-
Year 9	-2%	-4%	2%	-10%	-8%	-8%	No	-
Year 10	0%	-2%	2%	-8%	-6%	-6%	No	-
Year 11	2%	0%	2%	-6%	-4%	-4%	No	-
Year 12	10%	10%	0%	-4%	-4%	0%*	No	-
Year 13	6%	4%	2%	0%	2%	0%	Yes	15% x 2%
Year 14	-6%	0%	-6%	0%	-6%	-6%	No	-
Year 15	4%	2%	2%	-6%	-4%	-4%	No	-
Year 16	6%	4%	2%	-4%	-2%	-2%	No	-
Year 17	10%	14%	-4%	-2%	-6%	-6%	No	-
Year 18	7%	7%	0%	-6%	-6%	-4%**	No	-
Year 19	6%	1%	5%	-4%	1%	0%	Yes	15% x 1%

* The underperformance of year 12 to be offset in the following year (year 13) is 0% and not -4% ("theoretical" underperformance to be offset the following year). The residual underperformance of year 8 that was not fully offset in the subsequent years is abandoned since the five-year reference period expired (the underperformance of year 8 could only be offset until year 12).

** The underperformance of year 18 to be offset in the following year (year 19) is -4% and not -6% ("theoretical" underperformance to be offset the following year). The share of the residual underperformance of year 14 (-2%) that was not fully offset in the subsequent years is abandoned since the five-year reference period expired (the underperformance of year 14 could only be offset until year 18).

ECHIQUIER ALPHA MAJOR SRI subfund

- A share ISIN code: FR0013406691
- G share ISIN code: FR0013406717
- I share ISIN code: FR0013406709

Tax treatment

The subfund is eligible for the PEA.

Investment objective

ECHIQUIER ALPHA MAJOR SRI aims to outperform, after taking into ongoing charges, the following composite benchmark index: 80% COMPOUNDED €STER, 20% MSCI EUROPE NR, while seeking to significantly reduce equity market volatility.

This objective is combined with an extra-financial approach incorporating environmental, social, and governance (ESG) criteria. The extra-financial objective is to help companies move forward on ESG issues by engaging in dialogue with them on a regular basis and by sharing with them specific areas of improvement monitored over time.

The extra-financial objective of the subfund complies with the provisions of Article 8 of the SFDR.

Benchmark

The MSCI EUROPE (Bloomberg ticker MSDEE15N) is representative of movements on equity markets of Europe's most developed countries. It is calculated in euros, with dividends reinvested.

The composite index uses the compounded €STER (Bloomberg code: OISESTR). The €STER (Euro Short Term Rate) is a daily rate that reflects the overnight unsecured borrowing costs for eurozone banks. It is published by the European Central Bank.

The administrator of the benchmark, MSCI Europe, MSCI Limited, is included in the register of administrators and benchmarks kept by the ESMA.

In accordance with Regulation (EU) 2016/1011 of the European Parliament and of the Council of 8 June 2016, the management company has a procedure for monitoring the benchmark indices used, describing the measures to be implemented in the event of substantial changes to an index or should that index no longer be provided.

Investment strategy

1. Strategies used

In order to achieve its investment objective, the subfund implements an investment strategy that combines investments in equities and equity risk hedging, in particular through the use of derivative instruments.

The portfolio's net exposure to the equity markets will at all times remain between 0% and 40%, with an average exposure target of 20%.

In equity investments, management focuses on equity markets in Europe, and in particular on European large caps. The management also reserves the option of investing up to 40% of its net assets in European small and mid caps.

The management of ECHIQUIER ALPHA MAJOR SRI is based on a rigorous selection of equities (stock picking) obtained via the implementation of an in-depth evaluation process of the companies included in the portfolio.

In hedging, management will in particular use derivatives (especially futures) in order to desensitise the portfolio to market risk. It may also take positions in order to expose the portfolio to sectors of activity, geographical regions, style characteristics (growth stocks, high-yield stocks, discounted stocks, etc.) or indices in order to meet its investment objective.

In order for the UCITS to be eligible for the PEA, a minimum of 75% is invested at all times in financial instruments eligible for the PEA.

SRI approach implemented and portfolio construction

The manager carries out a rigorous securities selection via a two-step process:

- The first consists of analysing a universe of equities based on exclusion lists and the quantitative extra-financial rating of issuers.
- The second aims to select the securities according to their financial and extra-financial characteristics.

1. First step: Analysis of the investment universe

The **investment universe** consists of the securities making up the indices: Stoxx Europe Total Market (80%) + MSCI USA Large Cap (20%).

It is analysed using socially responsible investment (SRI) criteria, in order to identify the companies with the best practices in terms of sustainable development.

This analysis is done using a proprietary tool of the LBP AM group: GREaT. The extra-financial rating of the issuers, which applies to all the asset classes, is based on four pillars that enable a pragmatic and differentiating analysis:

- Responsible governance: the purpose of this pillar is to assess the organisation and effectiveness of powers within each issuer (for example, for companies: to assess the balance of powers, executive compensation, business ethics or tax practices);
- Sustainable resource management: this pillar makes it possible, for example, to study environmental impacts and human capital for each issuer (for example, quality of working conditions or management of relations with suppliers);
- Energy transition: this pillar makes it possible, for example, to assess each issuer's strategy to support the energy transition (for example, greenhouse gas reduction approach, response to long-term challenges);
- Regional development: this pillar makes it possible, for example, to analyse each issuer's strategy in terms of access to basic services.

Thus, several criteria are identified for each pillar and monitored using indicators collected from various extra-financial rating agencies. The methodology makes it possible to reduce biases, particularly capital or sector biases, which could artificially improve the rating through allocation decisions. However, the analysis carried out depends on the quality of the information collected and the transparency of the issuers in question.

Moreover, the manager may propose a modification to the quantitative rating to support a qualitative analysis, and this modification would be subject to the approval of an ad hoc committee. The final score will be between 1 and 10 – an SRI score of 1 represents a low extra-financial quality and a score of 10 a high extra-financial quality.

The exclusions then serve as a second filter. An exclusion committee draws up a list of exclusions after analysing ESG controversies or allegations, defined in particular as severe and systematic legal breaches or ESG violations without corrective measures. The exclusion list also includes certain issuers in controversial sectors such as tobacco, gambling and coal, according to the criteria defined by the Management Company. Moreover, some sectors are excluded by the French SRI Label.

The analysis of the universe presented above enables to determine, after elimination of 30% of the securities from the investment universe, the average SRI rating that the UCI must exceed (the “Average Enhanced Rating”). The UCI must obtain a better average SRI rating than the Average Enhanced Rating. The Average Enhanced Rating is the average SRI rating of the adjusted investment universe, i.e. after elimination of the 30% worst securities (including the two following filters: quantitative score and exclusions).

Therefore, all securities in the investment universe (excluding prohibited and excluded securities) are thus eligible for the UCI, provided that the UCI's average extra-financial rating complies with the above condition.

2. Second step: selection of securities according to their financial and extra-financial characteristics.

Following this first step, the manager carries out a fundamental analysis of each issuer based on the following criteria:

- Analysis of the company's management
- Quality of its financial structure
- Visibility on future earnings
- Analysis of the financial statements
- The growth prospects for its business
- The speculative nature of the security

The quality of the governance will be subject to a special analysis which could restrict the manager in the securities selection.

Within the limit of 10% securities may be selected from outside the investment universe on the condition that these securities comply with the fund's investment strategy, the restrictions linked to exclusions and the rating presented above.

Depending on the manager's convictions, the portfolio's construction can lead to a concentrated portfolio (fewer than 50 stocks).

In any event, 90% of the portfolio's net assets are permanently made up of securities subject to an extra-financial analysis.¹

¹ Depending on the assets eligible for the Fund's strategy, bonds and other debt securities issued by public or quasi-public issuers as well as cash held on an ancillary basis are excluded from the calculation base for the % of net assets subject to extra-financial analysis.

SRI label

To meet the requirements of the SRI label, beyond the restrictions of the exclusions and reduced investment universe as defined above, the UCI will ensure that it obtains a better result on two sustainability indicators concerning negative impacts. The choice of these two indicators is detailed in the SFDR annex.

Voting and engagement

La Financière de l'Echiquier has adhered to the shareholder engagement policy of the LBP AM group and has accordingly delegated the exercise of voting rights to LBP AM. For more information, investors should refer to the Voting and Engagement Policy available on www.lfde.com.

Notes relating to the SFDR

The UCI falls under article 8 of Regulation (EU) 2019/2088 of the European Parliament and of the Council of 27 November 2019 on sustainability-related disclosures in the financial services sector (the “SFDR”).

Sustainable investment

A sustainable investment meets three criteria:

- the company's activity contributes positively to an environmental or social objective
- it does not cause significant harm to any of these objectives
- the company applies good governance practices

The UCI commits to making sustainable investments of at least 40% of the net assets.

Consideration of the European Taxonomy:

The six objectives of the European Taxonomy are taken into account in the quantitative extra-financial rating via the proprietary scoring tool. Companies whose activity contributes to achieving the European Taxonomy's environmental objectives are therefore favoured by the rating tool. However, the rating assigned to each security is the result of a global and systematic analysis that also takes into account criteria linked to social objectives.

The UCI undertakes to invest at least 0% in activities aligned with the European Taxonomy.

Consideration of principal adverse impacts

The management team takes the principal adverse sustainability impacts into account in its investment decisions. For more detailed information on the consideration of principal adverse impacts, investors should refer to Article 4 of the management company's SFDR policy available on the website: www.lfde.com.

More information about the environmental and/or social characteristics of the UCI is available in the SFDR annex of this document and in the sustainable investment methodology on the website www.lfde.com (Responsible Investment/To find out more).

2. Assets (excluding derivatives)

a) Equities:

The subfund is mainly invested in equities of the European Union. It may also invest up to 25% outside the European Union (all geographical regions but up to a limit of 10% in emerging countries).

At least 60% of investments will be made in stocks representative of large caps (stock market capitalisation of over EUR 10 billion) and all business sectors. In addition, up to 40% of assets held by the subfund may be invested in European small and mid caps (market capitalisation of less than €1 billion and between €1 and 10 billion, respectively).

However, exposure (net of hedging) to equity markets will remain between 0% and 40% at all times.

b) Debt securities and money market instruments:

Up to 25% of the subfund's assets may be invested:

- in negotiable debt securities. The longest maturity of debt securities used for cash management shall be 5 years. The short-term securities used have a Standard & Poor's rating of investment grade or an equivalent rating by another ratings agency. Up to 10% of the subfund's assets may be invested in high yield or unrated negotiable debt securities.
- in bonds. In this regard, particular attention will be given to the credit quality of the companies that issue these securities. Eligible securities are deemed investment grade, i.e., having a minimum Standard & Poor's rating of BBB- or equivalent or considered as such by the management team. The maximum maturity of bonds is 10 years.

Up to 10% of the subfund's assets may be invested in high yield or unrated bonds. No limits have been set for the proportion of bonds of sovereign and private issuers in the portfolio.

Prior to purchase and for monitoring purposes over the life of securities, the credit risk is assessed on the basis of research and analysis carried out in-house by La Financière de l'Échiquier and using the ratings produced by the rating agencies.

When securities are deemed speculative or unrated, their issuers belong to groups monitored by La Financière de l'Échiquier's internal research.

The ratings mentioned above are those used by the fund manager at the time of the initial investment. If a rating is downgraded over the life of an investment, the manager will conduct an analysis on a case-by-case basis and decide whether or not to maintain the position concerned. The investment limits defined in relation to the assessment of credit risk by the rating agencies may therefore be adjusted slightly to reflect the management team's own analysis.

This part of the portfolio will be managed within a sensitivity range between 0 and 2.

3. Investment in the securities of other undertakings for collective investment

Up to 10% of the subfund's assets may be invested in units or shares of French and/or European UCITS and in retail investment funds. This will be a UCI in any AMF category provided it is not in conflict with the investment strategy. These may be UCIs managed by the management company or by an associate company.

4. Derivatives

The subfund may invest in financial derivative instruments traded on regulated markets, unregulated markets, and/or over the counter. In this context, the subfund will exclusively take positions to hedge the portfolio against market risk and any currency risk, or to expose the portfolio in accordance with the investment strategy.

The instruments used may be:

- futures,
- options,
- forex forwards.

The global risk is estimated by calculating the Value at Risk (VaR) of the portfolio. This method is described in title IV. Investment rules. The fund's gross exposure (sum of long and short positions) will be limited to 300% of assets. Additional information on the method is provided in title V. Global risk.

Financial instruments are entered into with intermediaries selected by the management company that have no say on the composition or management of the subfund's portfolio.

5. Securities with embedded derivatives

The manager may invest in securities with embedded derivatives (warrants, subscription certificates, convertible bonds, etc.) traded on regulated markets or over-the-counter.

No rating restrictions apply to convertible bonds.

In this context, the manager may take positions to hedge and/or expose the portfolio to business sectors, geographical areas, interest rates, equities (small, mid or large cap stocks), currencies, securities and similar transferable securities or indices in order to achieve the investment objective.

The use of embedded derivatives, as opposed to the other derivative instruments listed above, will mainly result from the manager seeking to optimise the hedging strategy, or, where relevant, to boost the performance of the portfolio by reducing the costs related to the use of these financial instruments in order to achieve the investment objective.

In any event, the amounts invested in securities with embedded derivatives cannot exceed 10% of the net assets. The risk associated with this type of investment will be limited to the amount invested in the purchase.

6. Deposits

None

7. Cash borrowings

The subfund may borrow cash. Although the subfund may be in a debtor position temporarily as a result of its payment flows (investments and disposals in progress, subscriptions/redemptions, etc.) up to a limit of 10% of its assets, this does not form part of the investment objective.

8. Securities financing transactions

None

Risk profile

Your money will be primarily invested in financial instruments selected by the management company. These instruments will be exposed to market trends and fluctuations.

Risk of capital loss:

Capital loss occurs when a security is sold for less than its purchase price. Investors are warned that they may not get back all the capital they initially invested. The fund offers no capital guarantee or protection.

Risk related to discretionary management:

The discretionary management style applied to the fund is based on the selection of securities. There is a risk that the fund might not be invested in the best-performing securities at all times. The fund may therefore not achieve its performance objective. Moreover, the net asset value of the fund may post a negative performance.

Equity risk:

If the equities or indices to which the fund portfolio is exposed should fall, the fund's net asset value could also fall.

Risks associated with investments in small and mid cap shares:

On the small and mid cap markets, the volume of equities listed on the stock exchange is low. As a result, market downturns are more pronounced and more rapid than for large caps. The UCI's net asset value may therefore decline rapidly and significantly.

Impact of derivative products:

The possibility for the portfolio to invest in derivative products (futures, options, swaps, etc.) exposes it to sources of risk and therefore added value that direct investment in securities cannot attain. Thus, the portfolio may be exposed to changes in volatility on the market or certain market segments. The portfolio may also invest in certain market segments or on the market as a whole more than the assets permit. In the event of overexposure and an unfavourable market trend, the fall in the UCI's net asset value would be even greater and faster. The use of derivative products enables, without changing the composition of the securities portfolio, to increase the portfolio's exposure to different risk factors, according to the expectations of our management teams, and to accentuate (or reduce) fluctuations in value.

Currency risk:

This is the risk of a fall in the investment currencies relative to the euro, the portfolio's reference currency. Should any of these currencies weaken against the euro, the net asset value could decline.

Interest rate risk:

The fund's net asset value could fall if interest rates rise.

Credit risk:

Credit risk is the risk of a private issuer's credit rating being downgraded or of its defaulting. The value of the debt securities or bonds in which the fund invests may fall, resulting in a drop in the fund's net asset value.

Sustainability risk or risk linked to sustainable investment:

Any event or situation in terms of environmental, social or sustainable governance aspects (e.g. climate change, health and safety, companies that do not comply with regulations, such as serious criminal sanctions, etc.) that, if it occurs, could have an actual or potential negative impact on the value of the investment. The occurrence of such an event or situation could also lead to a change in the investment strategy of the UCITS, including the exclusion of the securities of some issuers. More specifically, the negative effects of sustainability risks could affect issuers via a series of mechanisms, especially: 1) lower revenues; 2) increased costs; 3) damages or depreciation in asset value; 4) higher cost of capital; and 5) fines or regulatory risks. Due to the nature of sustainability risks and specific subjects such as climate change, the probability that sustainability risks would have an impact on returns on financial products is likely to increase over the longer term.

Eligible investors and typical investor profile

Target investors:

A share: All investors

G share: Reserved for distribution by financial intermediaries

I share: Reserved for institutional investors

Typical investor profile:

The subfund is intended for individuals or institutional investors who are aware of the risk inherent to holding shares in this type of fund - which is high-risk due to its investment in equities, although this risk is partially hedged.

ECHIQUIER ALPHA MAJOR SRI may be used as a vehicle for variable-capital, unit-linked individual life insurance policies.

ECHIQUIER ALPHA MAJOR SRI may be used as an investment vehicle for UCITS managed by La Financière de l'Echiquier.

The appropriate amount to invest in ECHIQUIER ALPHA MAJOR SRI depends on the personal situation of the investor. In deciding how much to invest, shareholders should take into account their personal assets and any business assets, their cash requirements at the time and in 5 years, and whether they are willing to take risks on equity markets. Investors are also strongly advised to diversify their investments sufficiently so as not to be exposed solely to the risks of this subfund.

Recommended investment period

More than 5 years.

Methods for determining and appropriating distributable amounts

Share class	Allocation of net income	Allocation of net realised gains
A share	Accumulation	Accumulation

Share class	Allocation of net income	Allocation of net realised gains
G share	Accumulation	Accumulation
I share	Accumulation	Accumulation

Characteristics of the shares (currency, fractions, etc.)

The I, G and A shares are denominated in euros and sub-divided into thousandths.

The initial value of the A share is fixed at 100 euros.

The initial value of the G share is fixed at 100 euros.

The initial value of the I share is fixed at 1,000 euros.

Subscription and redemption procedures

Subscriptions may be made in amount or in number of shares, divided into thousandths.

Redemptions may be made solely in number of shares, divided into thousandths.

The minimum initial subscription amount for I shares is 1,000,000 euros, with the exception of the management companies of the LBP AM group, which LFDE belongs to, which may subscribe for only one share. Subsequent subscriptions may be carried out in thousandths of shares.

Subscription and redemption requests are centralised before 12 noon on every trading day (Paris time) by the depositary:

BNP PARIBAS SA

16, boulevard des Italiens, 75009 Paris

Postal address: Grands Moulins de Pantin, 9 Rue du Débarcadère, 93500 Pantin

IZNES,

20-18 boulevard Malesherbes - 75008 Paris - France

For eligible investors with access to the shared electronic registration system.

And are executed on the basis of the next net asset value calculated using the closing price on the day the requests were centralised. Subscription and redemption requests arriving after 12 noon (Paris time) are executed on the basis of the net asset value calculated after the one mentioned above.

In some countries, subscriptions may be carried out according to procedures other than a single, one-off subscription. For Italy, details of the subscription procedures are provided on the subscription form.

The net asset value is calculated daily, except for days when the Paris stock market is closed and on official French public holidays.

T	T: Date of establishment of the net asset value	T+1 working day	T+2 working days
Centralisation before 12 noon of subscription and redemption orders	Execution of the order at the latest during day T	Calculation and publication of the net asset value	Payment for subscriptions and redemptions

Procedures for switching from one subfund (or one share class) to another

It is possible to ask to switch (sale followed by simultaneous purchase) from one subfund to another (or between two share classes of the same subfund).

However, these transactions will only be possible:

- on orders expressed in quantities
- on shares of subfunds expressed in the same currency
- on subfunds with the same net asset value calculation frequency and the same centralisation date
- on subfunds with the same subscription/redemption cut-off times

Orders are executed based on the next asset value calculated.

It should be specified that in the event of a switch:

- any prior notice is not applied
- it is the settlement-delivery date of the redemption that is applied to the two parts (subscription and redemption)

Finally, investors are reminded that depending on the tax system of their country, this transaction may trigger the application of tax on capital gains or losses on financial instruments.

Pursuant to Article L. 214-8-7 of the French Monetary and Financial Code, if, under exceptional circumstances it is deemed in the interest of the shareholders, the fund's redemption of shares and its issue of new shares may be temporarily suspended by the management company.

The net asset value is available upon request from the management company on +33 (0)1.47.23.90.90 or on its website (www.lfde.com).

Shareholders should be aware that orders transmitted to distributors other than the institutions mentioned above must take into account that the cut-off time for centralising orders applies to said distributors in respect of BNP PARIBAS SA and IZNES. Consequently, those distributors may apply their own cut-off times, earlier than the cut-off time mentioned above, in order to take into account the time they take to transmit the orders to BNP PARIBAS SA and IZNES. Only investors with access to the IZNES shared electronic registration system may send their subscription and redemption orders to IZNES.

Fees and expenses

Fees charged to the investor, deducted upon subscription and redemption	Basis	Rate
Subscription fee not retained by the UCITS	Net asset value x number of shares	Maximum of 3.00%
Subscription fee retained by the UCITS	Net asset value x number of shares	None
Redemption fee not retained by the UCITS	Net asset value x number of shares	None
Redemption fee retained by the UCITS	Net asset value x number of shares	None

Fees charged to the UCITS	Basis		Rate
1 Investment management fees	Net assets	A share	Maximum of 1.31% incl. tax
		G share	Maximum of 0.81% incl. tax
		I share	Maximum of 0.66% incl. tax
2 Operating expenses and other services	Net assets	Applied to all shares	Maximum of 0.09% incl. tax
3 Maximum indirect fees (management fees and expenses)	Net assets		(*)
4 Performance fee	Net assets	A, G, and I shares	15% including taxes of the fund's outperformance, net of fixed management fees, relative to its benchmark index, provided the fund's performance is positive

(*) The subfund may invest up to 10% of its assets in other UCIs if the management fees do not exceed 2.392%. For further information, please contact the management company.

With the exception of research costs (see below), the only costs that may be outside the scope of the costs mentioned in the table above are:

- contributions due for management of this Fund pursuant to Article L. 621-5-3 II, 3°, d) of the French Monetary and Financial Code;
- exceptional and non-recurring taxes, duties, fees and government duties (in relation to the Fund);
- exceptional and non-recurring costs for debt recovery or legal proceedings to enforce a right.

Information relating to these fees is also described ex post in the Subfund's annual report.

Furthermore, concerning research fees as defined by Article 314-21 of the AMF General Regulation, they can be charged to the Fund.

Additional information on how these research costs work is available from the management company.

Information about management fees:

Part of these fees may be retroceded to third parties with which the management company has direct or indirect marketing/referencing agreements (distributors and sub-distributors in the case of distribution chains). Some of these third parties may belong to the same group as the management company. These fees, if any, are calculated on the basis of a percentage of the investment management fees actually applied and are invoiced to the management company. Further information about this scheme can be obtained from your financial intermediary.

Information on operating expenses and other services:

These fees are charged on the basis of the fixed rate indicated above. This fixed rate may be taken even if the actual operating expenses and other services are lower than this rate and, conversely, if the actual operating expenses and other services were to exceed this rate, the excess of this rate would be taken as a charge by the Management Company.

These operating fees and other services are used to cover:

- Fund registration and listing fees
- Costs of information to clients and distributors - Data charges
- Depositary, legal, audit and tax fees, etc.
- Expenses related to compliance with regulatory obligations and regulatory reporting
- Operating expenses
- Know Your Customer costs

Procedures for calculating the performance fee

Frequency of crystallisation of the performance fee and observation period

The frequency of crystallisation, i.e. the frequency at which the provisions for the performance fees can be definitively retained by the management company, is annual. The observation period runs from 1 April to 31 March.

However, following the change to the year-end of the SICAV on 31 March 2022, the period running from 31 December 2021 will be longer than one year because it is extended until 31 March 2023. It will then be each year from 1 April to 31 March.

Performance reference period

The performance reference period is the period during which the performance is measured and compared to that of the reference indicator, at the end of which the mechanism for compensating for past underperformance (or negative performance) can be reset. This period is set at five rolling years.

Reference indicator

80% COMPOUNDED €STER + 20% MSCI EUROPE NR

Calculation method

The performance fee is provisioned at each net asset value.

The performance fee is adjusted at each net asset value calculation, on the basis of 15% including all taxes of the outperformance of the fund compared to the reference indicator, on the condition that the fund's performance is positive (the net asset value is higher than the net asset value at the start of the period).

If the UCI underperforms the benchmark, this provision is adjusted through reversals. Provision writebacks are capped at the level of the allocations made.

The methodology applied for the calculation of performance fees is based on the "fictional asset" calculation method, which simulates a fictional asset subject to the same subscription and redemption conditions as the original fund, incremented by the performance of the reference indicator. This fictional asset is then compared with the performance of the fund's actual assets. The difference between the two assets therefore gives the fund's outperformance relative to its reference indicator.

Payment of the performance fee and catch-up period

- In the event that the fund has outperformed at the end of the observation period and that it has a positive performance, the management company takes the fees provisioned and a new observation period starts.
- In the event that the fund has outperformed at the end of the observation period and has a negative performance, the management company takes no performance fee but a new observation period starts.
- In the case that the fund has underperformed its reference indicator at the end of the observation period, no fee is charged and the initial observation period is extended by 12 months (catch-up period) so that this underperformance may be compensated for before a performance fee becomes payable again.

The observation period may be extended as such by up to five years (reference period). Beyond that, if the residual underperformance has not been caught up, it will be abandoned. If a year of underperformance has occurred within this first 5-year period and has not been caught up by the end of this first period, a new period of up to 5 years will begin from this new year of underperformance.

When shares are redeemed, if there is a provision for performance fees, the amount proportional to the redeemed shares is paid to the management company.

Examples

First case: the UCI outperforms its index over each observation period. Fees are taken for each observation period, and each observation period will be 12 months.

Second case: depending on the observation periods, the fund underperforms or outperforms its benchmark:

	Fund performance	Index performance	Relative performance over the year	Underperformance of the previous year to be offset	Net relative performance	Underperformance to be offset over the next year	Performance fee	Performance fee calculation
Year 1	5%	0%	5%	0%	5%	0%	Yes	15% x 5%
Year 2	3%	3%	0%	0%	0%	0%	No	-
Year 3	-5%	0%	-5%	0%	-5%	-5%	No	-
Year 4	5%	2%	3%	-5%	-2%	-2%	No	-
Year 5	7%	5%	2%	-2%	0%	0%	No	-
Year 6	10%	5%	5%	0%	5%	0%	Yes	15% x 5%
Year 7	9%	4%	5%	0%	5%	0%	Yes	15% x 5%
Year 8	-15%	-5%	-10%	0%	-10%	-10%	No	-
Year 9	-2%	-4%	2%	-10%	-8%	-8%	No	-
Year 10	0%	-2%	2%	-8%	-6%	-6%	No	-
Year 11	2%	0%	2%	-6%	-4%	-4%	No	-
Year 12	10%	10%	0%	-4%	-4%	0%*	No	-
Year 13	6%	4%	2%	0%	2%	0%	Yes	15% x 2%
Year 14	-6%	0%	-6%	0%	-6%	-6%	No	-
Year 15	4%	2%	2%	-6%	-4%	-4%	No	-
Year 16	6%	4%	2%	-4%	-2%	-2%	No	-
Year 17	10%	14%	-4%	-2%	-6%	-6%	No	-
Year 18	7%	7%	0%	-6%	-6%	-4%**	No	-
Year 19	6%	1%	5%	-4%	1%	0%	Yes	15% x 1%

* The underperformance of year 12 to be offset in the following year (year 13) is 0% and not -4% ("theoretical" underperformance to be offset the following year). The residual underperformance of year 8 that was not fully offset in the subsequent years is abandoned since the five-year reference period expired (the underperformance of year 8 could only be offset until year 12).

** The underperformance of year 18 to be offset in the following year (year 19) is -4% and not -6% ("theoretical" underperformance to be offset the following year). The share of the residual underperformance of year 14 (-2%) that was not fully offset in the subsequent years is abandoned since the five-year reference period expired (the underperformance of year 14 could only be offset until year 18).

ECHIQUIER SHORT TERM CREDIT SRI subfund

- A share ISIN code: FR0010839282
- I share ISIN code: FR0013390564
- IXL share ISIN code: FR001400N3E4

Investment objective

The objective of the ECHIQUIER SHORT TERM CREDIT SRI subfund is to achieve a performance equal to or greater than that of its benchmark by selecting fixed-income products through rigorous credit risk management.

This objective is combined with an extra-financial approach incorporating environmental, social, and governance (ESG) criteria. The extra-financial objective is to help companies move forward on ESG issues by engaging in dialogue with them on a regular basis and by sharing with them specific areas of improvement monitored over time.

The extra-financial objective of the subfund complies with the provisions of Article 8 of the SFDR.

Benchmark

The benchmark of ECHIQUIER SHORT TERM CREDIT SRI is the index consisting of 65% Compounded €STER and 35% IBOXX EURO CORPORATE 1-3 YEARS.

Given that the UCITS is not an index tracker, the subfund does not aim to replicate the composition of this index in any way.

The IBOXX EURO CORPORATE 1-3 YEARS index is representative of the performance of corporate bonds in euros. It is calculated in euros with coupons reinvested. The administrator of the IBOXX EURO CORPORATE 1-3 YEARS index is IHS Markit Benchmark Administration Limited.

The composite index uses the compounded €STER (Bloomberg code: OISESTR). The €STER (Euro Short Term Rate) is a daily rate that reflects the overnight unsecured borrowing costs for eurozone banks. It is published by the European Central Bank.

The administrator of the benchmark, IHS Markit Benchmark Administration Limited included in the register of administrators and benchmarks kept by the ESMA.

Investment strategy

1. Strategies used

The management of ECHIQUIER SHORT TERM CREDIT SRI is based on a rigorous selection of securities (bonds and debt securities) denominated in euros without any constraint of allocation by type of issuer, sovereign or private, country, or sector. However, the manager favours private issues and in euros, with exposure to other currencies remaining ancillary.

The management implements a variety of strategies combining:

- a top-down approach (researching the economic environment in the eurozone then selecting securities) based on macroeconomic criteria to derive the strategy for exposure to interest rate risk.

- a bottom-up approach (analysing the characteristics of each issuer and issue) based on microeconomic criteria and internal or external financial research to determine the portfolio's exposure to specific risks (sector, issuers, securities).

The aim of the investment strategy, based on the management of interest rate and credit risk, is to choose primarily short/medium-term securities.

The minimum proportion of instruments having a remaining maturity of more than 1 year will be 35% of assets, including a minimum of 20% on securities of more than 2 years. However, no security in the portfolio may have a maturity of more than 5 years.

The goal of the subfund is to be managed within a sensitivity range between 0 and 2.

SRI approach implemented and portfolio construction

The manager carries out a rigorous securities selection via a two-step process:

- The first consists of analysing a universe of equities based on exclusion lists and the quantitative extra-financial rating of issuers.
- The second aims to select the securities according to their financial and extra-financial characteristics.

1. First step: Analysis of the investment universe

The **investment universe** consists of the securities making up the indices: Markit iBoxx Euro Corporates (80%) + Markit iBoxx Liquid High (20%).

It is analysed using socially responsible investment (SRI) criteria, in order to identify the companies with the best practices in terms of sustainable development.

This analysis is done using a proprietary tool of the LBP AM group: GREaT. The extra-financial rating of the issuers, which applies to all the asset classes, is based on four pillars that enable a pragmatic and differentiating analysis:

- **Responsible governance:** the purpose of this pillar is to assess the organisation and effectiveness of powers within each issuer (for example, for companies: to assess the balance of powers, executive compensation, business ethics or tax practices);
- **Sustainable resource management:** this pillar makes it possible, for example, to study environmental impacts and human capital for each issuer (for example, quality of working conditions or management of relations with suppliers);
- **Energy transition:** this pillar makes it possible, for example, to assess each issuer's strategy to support the energy transition (for example, greenhouse gas reduction approach, response to long-term challenges);
- **Regional development:** this pillar makes it possible, for example, to analyse each issuer's strategy in terms of access to basic services.

Thus, several criteria are identified for each pillar and monitored using indicators collected from various extra-financial rating agencies. The methodology makes it possible to reduce biases, particularly capital or sector biases, which could artificially improve the rating through allocation decisions. However, the analysis carried out depends on the quality of the information

collected and the transparency of the issuers in question. Moreover, the manager may propose a modification to the quantitative rating to support a qualitative analysis, and this modification would be subject to the approval of an ad hoc committee. The final score will be between 1 and 10 – an SRI score of 1 represents a low extra-financial quality and a score of 10 a high extra-financial quality.

The exclusions then serve as a second filter. An exclusion committee draws up a list of exclusions after analysing ESG controversies or allegations, defined in particular as severe and systematic legal breaches or ESG violations without corrective measures. The exclusion list also includes certain issuers in controversial sectors such as tobacco, gambling and coal, according to the criteria defined by the Management Company. Moreover, some sectors are excluded by the French SRI Label.

The analysis of the universe presented above enables to determine, after elimination of 30% of the securities from the investment universe, the average SRI rating that the UCI must exceed (the "Average Enhanced Rating"). The UCI must obtain a better average SRI rating than the Average Enhanced Rating. The Average Enhanced Rating is the average SRI rating of the adjusted investment universe, i.e. after elimination of the 30% worst securities (including the two following filters: quantitative score and exclusions).

Therefore, all securities in the investment universe (excluding prohibited and excluded securities) are thus eligible for the UCI, provided that the UCI's average extra-financial rating complies with the above condition.

2. Second step: selection of securities according to their financial and extra-financial characteristics.

Following this first step, the manager carries out a fundamental analysis of each issuer based on the following criteria:

- Analysis of the company's management
- Quality of its financial structure
- Visibility on future earnings
- Analysis of the financial statements
- The growth prospects for its business
- The speculative nature of the security

The quality of the governance will be subject to a special analysis which could restrict the manager in the securities selection. Within the limit of 10% securities may be selected from outside the investment universe on the condition that these securities comply with the fund's investment strategy, the restrictions linked to exclusions and the rating presented above.

Depending on the manager's convictions, the portfolio's construction can lead to a concentrated portfolio (fewer than 50 stocks).

In any event, 90% of the portfolio's net assets are permanently made up of securities subject to an extra-financial analysis.¹

SRI label

To meet the requirements of the SRI label, beyond the restrictions of the exclusions and reduced investment universe as defined above, the UCI will ensure that it obtains a better result on two

sustainability indicators concerning negative impacts. The choice of these two indicators is detailed in the SFDR annex.

Notes relating to the SFDR

The UCI falls under article 8 of Regulation (EU) 2019/2088 of the European Parliament and of the Council of 27 November 2019 on sustainability-related disclosures in the financial services sector (the "SFDR").

Sustainable investment

A sustainable investment meets three criteria:

- the company's activity contributes positively to an environmental or social objective
- it does not cause significant harm to any of these objectives
- the company applies good governance practices

The UCI commits to making sustainable investments of at least 40% of the net assets.

Consideration of the European Taxonomy:

The six objectives of the European Taxonomy are taken into account in the quantitative extra-financial rating via the proprietary scoring tool. Companies whose activity contributes to achieving the European Taxonomy's environmental objectives are therefore favoured by the rating tool. However, the rating assigned to each security is the result of a global and systematic analysis that also takes into account criteria linked to social objectives.

The UCI undertakes to invest at least 0% in activities aligned with the European Taxonomy.

Consideration of principal adverse impacts

The management team takes the principal adverse sustainability impacts into account in its investment decisions. For more detailed information on the consideration of principal adverse impacts, investors should refer to Article 4 of the management company's SFDR policy available on the website: www.lfde.com.

More information about the environmental and/or social characteristics of the UCI is available in the SFDR annex of this document and in the sustainable investment methodology on the website www.lfde.com (Responsible Investment/To find out more).

2. Assets (excluding derivatives)

a) Equities:

None.

b) Fixed-income products, debt securities, and money market instruments:

Geographical scope of issuers	Eurozone	Between 80% and 100% of net assets
	Other European countries	Between 0% and 20% of net assets
	Other OECD countries (excluding European)	Up to 10% of net assets

¹ Depending on the assets eligible for the Fund's strategy, bonds and other debt securities issued by public or quasi-public issuers as well as cash held on an ancillary basis are excluded from the calculation base for the % of net assets subject to extra-financial analysis.

countries)

The European countries are the countries of the European Union, the countries of the European Free Trade Agreement and the United Kingdom.

The manager will invest in all types of securities (bonds, convertible bonds within the limit of 10%, debt securities, subordinated bank debt, etc.) excluding hybrid corporate bonds and contingent convertible bonds and any securities with a residual maturity of over 5 years.

These will include securities issued by issuers deemed speculative by credit rating agencies (between 20% and 50% of net assets) as well as unrated issues. When securities are deemed speculative or unrated, they are issued by issuers belong to groups monitored by La Financière de l'Echiquier's internal research.

For securities that are unrated and not monitored by La Financière de l'Echiquier's in-house research department, it is specified that, if a rating is downgraded over the life of an investment, the manager will conduct an analysis on a case-by-case basis and decide whether to maintain the position in question.

3. Investment in the securities of other undertakings for collective investment

Up to 10% of the subfund's assets may be invested in securities of other French and/or European UCITS and in retail investment funds. These may be UCIs in any AMF category. The subfund may invest in UCIs of the management company or an associate company.

4. Derivatives

The subfund may invest in financial derivative instruments traded on regulated markets. In this context, the subfund will take positions to reduce the portfolio's exposure to interest rate risks and possibly against currency risk. The subfund may also generate exposure to derivatives for the purpose of managing interest rate risk.

The instruments used are:

- interest rate and currency futures,
- interest rate and currency options,
- interest rate and currency swaps.

These transactions shall be limited to 100% of the subfund's assets.

Financial instruments are entered into with intermediaries selected by the management company that have no say on the composition or management of the fund's portfolio.

5. Securities with embedded derivatives

- a) Bonds with early redemption options: the manager may use these bonds ("callable" or "puttable") on the entire bond segment.
- b) Other securities with embedded derivatives: the manager may invest up to 10% of the net assets in convertible bonds traded on regulated or over-the-counter markets. No rating restrictions apply to convertible bonds.

6. Deposits

The subfund may use term deposits for up to a limit of 20% of its net assets.

7. Cash borrowings

The subfund may borrow cash. Although the subfund may be in a debtor position temporarily as a result of its payment flows (investments and disposals in progress, subscription/redemption transactions, etc.) up to a limit of 10% of its assets, this does not form part of its investment objective.

8. Securities financing transactions

None

Risk profile

Your money will be primarily invested in financial instruments selected by the management company. These instruments will be exposed to market trends and fluctuations.

Credit risk:

Credit risk is the risk of a private issuer's credit rating being downgraded or of its defaulting. The value of the debt securities or bonds in which the fund invests may fall, resulting in a drop in the fund's net asset value.

High Yield securities risk:

High Yield securities have a higher default risk than Investment Grade securities. In the event of a fall in those securities, the net asset value may fall. In addition, as these types of instruments may be traded in low volumes, market movements may therefore be more pronounced, both upwards or downwards.

Interest rate risk:

The fund's net asset value could fall if interest rates rise.

Risk of capital loss:

Capital loss occurs when a security is sold for less than its purchase price. Investors are warned that they may not get back all the capital they initially invested. The fund offers no capital guarantee or protection.

Currency risk:

This is the risk of a fall in the investment currencies relative to the euro, the portfolio's reference currency. Should any of these currencies weaken against the euro, the net asset value could decline.

Sustainability risk or risk linked to sustainable investment:

Any event or situation in terms of environmental, social or sustainable governance aspects (e.g. climate change, health and safety, companies that do not comply with regulations, such as serious criminal sanctions, etc.) that, if it occurs, could have an actual or potential negative impact on the value of the investment. The occurrence of such an event or situation could also lead to a change in the investment strategy of the UCITS, including the exclusion of the securities of some issuers. More specifically, the negative effects of sustainability risks could affect issuers via a series of mechanisms, especially: 1) lower revenues; 2) increased costs; 3) damages or depreciation in asset value; 4) higher cost of capital; and 5) fines or regulatory risks. Due to the nature of sustainability risks and specific subjects such as climate change,

the probability that sustainability risks would have an impact on returns on financial products is likely to increase over the longer term.

Eligible investors and typical investor profile

Target investors:

A share: All investors

I share: Reserved for institutional investors

IXL share: Reserved for institutional investors

Typical investor profile:

The subfund is intended for individuals and entities who are aware of the risks involved in holding shares in such a UCITS: risks of investing in debt securities.

ECHIQUIER SHORT TERM CREDIT SRI may be used as an investment vehicle for UCITS managed by La Financière de l'Echiquier.

The appropriate amount to invest in this subfund depends on the personal situation of the investor. In deciding how much to invest, investors should take into account their personal and any business assets, their cash requirements at the time and in 1 year, and whether they are willing to take risks on fixed-income and credit markets. Investors are also strongly advised to diversify their investments sufficiently so as not to be exposed solely to the risks of this subfund.

Recommended investment period

More than 1 year.

Methods for determining and appropriating distributable amounts

Share class	Allocation of net income	Allocation of net realised gains
A share	Accumulation	Accumulation
I share	Accumulation	Accumulation
IXL share	Accumulation	Accumulation

Characteristics of the shares: (base currencies, fractions, etc.)

The A, I and IXL shares are denominated in euros and sub-divided into thousandths.

The initial value of the A share is fixed at 100 euros.

The initial value of the I share is fixed at 1,000 euros.

The initial value of the IXL share is fixed at 1,000 euros.

Subscription and redemption procedures

Subscriptions may be made in amount or in number of shares, divided into thousandths.

Redemptions may be made solely in number of shares, divided into thousandths.

The minimum initial subscription amount for I shares is 1,000,000 euros, with the exception of the management companies of the LBP AM group, which LFDE belongs to, which may subscribe for only one share. Subsequent subscriptions may be carried out in thousandths of shares.

The minimum initial subscription amount for IXL shares is 30,000,000 euros, with the exception of the management companies of the LBP AM group, which LFDE belongs to, which may subscribe for only one share. Subsequent subscriptions may be carried out in thousandths of shares.

Subscription and redemption requests are centralised before 12 noon on every trading day (Paris time) by the depositary:

BNP PARIBAS SA

16, boulevard des Italiens, 75009 Paris

Postal address: Grands Moulins de Pantin, 9 Rue du Débarcadère, 93500 Pantin

IZNES,

20-18 boulevard Malesherbes - 75008 Paris - France

For eligible investors with access to the shared electronic registration system.

And are executed on the basis of the next net asset value calculated using the closing price on the day the requests were centralised. Subscription and redemption requests arriving after 12 noon (Paris time) are executed on the basis of the net asset value calculated after the one mentioned above.

The net asset value is calculated daily, except for days when the Paris stock market is closed and on official French public holidays.

T	T: Date of establishment of the net asset value	T+1 working day	T+2 working days
Centralisation before 12 noon of subscription and redemption orders	Execution of the order at the latest during day T	Calculation and publication of the net asset value	Payment for subscriptions and redemptions

Procedures for switching from one subfund (or one share class) to another

It is possible to ask to switch (sale followed by simultaneous purchase) from one subfund to another (or between two share classes of the same subfund).

However, these transactions will only be possible:

- on orders expressed in quantities
- on shares of subfunds expressed in the same currency
- on subfunds with the same net asset value calculation frequency and the same centralisation date
- on subfunds with the same subscription/redemption cut-off times

Orders are executed based on the next asset value calculated.

It should be specified that in the event of a switch:

- any prior notice is not applied
- it is the settlement-delivery date of the redemption that is applied to the two parts (subscription and redemption)

Finally, investors are reminded that depending on the tax system of their country, this transaction may trigger the application of tax on capital gains or losses on financial instruments.

Pursuant to Article L. 214-8-7 of the French Monetary and Financial Code, if, under exceptional circumstances, it is deemed in the interest of the holders, the SICAV's redemption of shares and its issue of new shares may be temporarily suspended by the management company.

The net asset value is available upon request from the management company on +33 (0)1.47.23.90.90 or on its website (www.lfde.com).

Shareholders should be aware that orders transmitted to distributors other than the institutions mentioned above must take into account that the cut-off time for centralising orders applies to said distributors in respect of BNP PARIBAS SA and IZNES. Consequently, those distributors may apply their own cut-off times, earlier than the cut-off time mentioned above, in order to take into account the time they take to transmit the orders to BNP PARIBAS SA and IZNES. Only investors with access to the IZNES shared electronic registration system may send their subscription and redemption orders to IZNES.

Fees and expenses

Fees charged to the investor, deducted upon subscription and redemption	Basis	Rate
Subscription fee not retained by the UCITS	Net asset value x number of shares	None
Subscription fee retained by the UCITS	Net asset value x number of shares	None
Redemption fee not retained by the UCITS	Net asset value x number of shares	None
Redemption fee retained by the UCITS	Net asset value x number of shares	None

Fees charged to the UCITS	Basis		Rate
1 Investment management fees	Net assets	A share	Maximum of 0.31% incl. tax
		I share	Maximum of 0.06% incl. tax
		IXL share	Maximum of 0.01% incl. tax
2 Operating expenses and other services	Net assets	Applied to all shares	Maximum of 0.09% incl. tax
3 Maximum indirect fees (management fees and expenses)	Net assets		(*)
4 Performance fee	Net assets		None

(*) The subfund may invest up to 10% of its assets in other UCIs if the management fees do not exceed 2.392%. For further information, please contact the management company.

With the exception of research costs (see below), the only costs that may be outside the scope of the costs mentioned in the table above are:

- contributions due for management of this Fund pursuant to Article L. 621-5-3 II, 3°, d) of the French Monetary and Financial Code;
- exceptional and non-recurring taxes, duties, fees and government duties (in relation to the Fund);
- exceptional and non-recurring costs for debt recovery or legal proceedings to enforce a right.

Information relating to these fees is also described ex post in the Subfund's annual report.

Furthermore, concerning research fees as defined by Article 314-21 of the AMF General Regulation, they can be charged to the Fund. Additional information on how these research costs work is available from the management company.

Information about management fees:

Part of these fees may be retroceded to third parties with which the management company has direct or indirect marketing/referencing agreements (distributors and sub-distributors in the case of distribution chains). Some of these third parties may belong to the same group as the management company. These fees, if any, are calculated on the basis of a percentage of the investment management fees actually applied and are invoiced to the management company. Further information about this scheme can be obtained from your financial intermediary.

Information on operating expenses and other services:

These fees are charged on the basis of the fixed rate indicated above.

This fixed rate may be taken even if the actual operating expenses and other services are lower than this rate and,

conversely, if the actual operating expenses and other services were to exceed this rate, the excess of this rate would be taken as a charge by the Management Company.

These operating fees and other services are used to cover:

- Fund registration and listing fees
- Costs of information to clients and distributors
- Data charges
- Depositary, legal, audit and tax fees, etc.
- Expenses related to compliance with regulatory obligations and regulatory reporting
- Operating expenses
- Know Your Customer costs

ECHIQUIER AGENOR EURO SRI MID CAP subfund

- A share ISIN code: FR0013403706
- F share ISIN code: FR0013387354
- G share ISIN code: FR0013403714
- I share ISIN code: FR0013387339
- ID share ISIN code: FR0014000865
- IXL share ISIN code: FR0013480431

Classification

Equities of eurozone countries

Investment objective

Echiquier Agenor Euro SRI Mid Cap is a subfund that aims to outperform its benchmark, the MSCI EMU Mid Cap Index, through the discretionary and opportunistic management on equity markets of small and mid caps of the eurozone.

This objective is combined with an extra-financial approach incorporating environmental, social, and governance (ESG) criteria. The extra-financial objective is to help companies move forward on ESG issues by engaging in dialogue with them on a regular basis and by sharing with them specific areas of improvement monitored over time.

The extra-financial objective of the subfund complies with the provisions of Article 8 of the SFDR.

Benchmark

The MSCI EMU Mid Cap index (Bloomberg ticker M7EMMC) is a representative indicator of the management of Echiquier Agenor Euro SRI Mid Cap. This index shows the evolution of mid cap equities in the Eurozone. It is calculated in euros, with dividends reinvested.

The administrator MSCI Limited of the benchmark MSCI EMU Mid Cap is included in the register of administrators and benchmarks kept by the ESMA.

In accordance with Regulation (EU) 2016/1011 of the European Parliament and of the Council of 8 June 2016, the management company has a procedure for monitoring the benchmark indices used, describing the measures to be implemented in the event of substantial changes to an index or should that index no longer be provided.

Investors are advised that the portfolio's composition may differ from that of the benchmark index.

Investment strategy

1. Strategies used

The subfund's management focuses on eurozone equity markets, and particularly on the small and mid cap market.

To ensure the UCITS is eligible for the PEA, at least 75% of its assets must be invested at all times in securities eligible for the

PEA, as defined by Article L.221-31 of the French Monetary and Financial Code.

Echiquier Agenor Euro SRI Mid Cap implements active and discretionary management based on a rigorous stock-picking process.

SRI approach implemented and portfolio construction

The manager carries out a rigorous securities selection via a two-step process:

- The first consists of analysing a universe of equities based on exclusion lists and the quantitative extra-financial rating of issuers.
- The second aims to select the securities according to their financial and extra-financial characteristics.

1. First step: Analysis of the investment universe

The **investment universe** is made up of stocks rated by the management company using its proprietary model with a geographical filter for Europe and a maximum market capitalisation filter corresponding to the largest capitalisation in the MSCI Euro Mid cap index (this upper limit of the universe is updated annually).

It is analysed using socially responsible investment (SRI) criteria, in order to identify the companies with the best practices in terms of sustainable development.

This analysis is done using a proprietary tool of the LBP AM group: GREaT. The extra-financial rating of the issuers, which applies to all the asset classes, is based on four pillars that enable a pragmatic and differentiating analysis:

- Responsible governance: the purpose of this pillar is to assess the organisation and effectiveness of powers within each issuer (for example, for companies: to assess the balance of powers, executive compensation, business ethics or tax practices);
- Sustainable resource management: this pillar makes it possible, for example, to study environmental impacts and human capital for each issuer (for example, quality of working conditions or management of relations with suppliers);
- Energy transition: this pillar makes it possible, for example, to assess each issuer's strategy to support the energy transition (for example, greenhouse gas reduction approach, response to long-term challenges);
- Regional development: this pillar makes it possible, for example, to analyse each issuer's strategy in terms of access to basic services.

Thus, several criteria are identified for each pillar and monitored using indicators collected from various extra-financial rating agencies. The methodology makes it possible to reduce biases, particularly capital or sector biases, which could artificially improve the rating through allocation decisions. However, the analysis carried out depends on the quality of the information collected and the transparency of the issuers in question.

Moreover, the manager may propose a modification to the quantitative rating to support a qualitative analysis, and this modification would be subject to the approval of an ad hoc committee. The final score will be between 1 and 10 – an SRI score of 1 represents a low extra-financial quality and a score of 10 a high extra-financial quality.

The exclusions then serve as a second filter. An exclusion committee draws up a list of exclusions after analysing ESG controversies or allegations, defined in particular as severe and systematic legal breaches or ESG violations without corrective measures. The exclusion list also includes certain issuers in controversial sectors such as tobacco, gambling and coal, according to the criteria defined by the Management Company. Moreover, some sectors are excluded by the French SRI Label.

The analysis of the universe presented above enables to determine, after elimination of 30% of the securities from the investment universe, the average SRI rating that the UCI must exceed (the "Average Enhanced Rating"). The UCI must obtain a better average SRI rating than the Average Enhanced Rating. The Average Enhanced Rating is the average SRI rating of the adjusted investment universe, i.e. after elimination of the 30% worst securities (including the two following filters: quantitative score and exclusions).

Therefore, all securities in the investment universe (excluding prohibited and excluded securities) are thus eligible for the UCI, provided that the UCI's average extra-financial rating complies with the above condition.

2. Second step: selection of securities according to their financial and extra-financial characteristics.

Following this first step, the manager carries out a fundamental analysis of each issuer based on the following criteria:

- Analysis of the company's management
- Quality of its financial structure
- Visibility on future earnings
- Analysis of the financial statements
- The growth prospects for its business
- The speculative nature of the security

The quality of the governance will be subject to a special analysis which could restrict the manager in the securities selection.

Within the limit of 10% securities may be selected from outside the investment universe on the condition that these securities comply with the fund's investment strategy, the restrictions linked to exclusions and the rating presented above.

Depending on the manager's convictions, the portfolio's construction can lead to a concentrated portfolio (fewer than 50 stocks).

In any event, 90% of the portfolio's net assets are permanently made up of securities subject to an extra-financial analysis¹.

SRI label

To meet the requirements of the SRI label, beyond the restrictions of the exclusions and reduced investment universe as defined above, the UCI will ensure that it obtains a better result on two sustainability indicators concerning negative impacts. The choice of these two indicators is detailed in the SFDR annex.

Voting and engagement

La Financière de l'Échiquier has adhered to the shareholder engagement policy of the LBP AM group and has accordingly

delegated the exercise of voting rights to LBP AM. For more information, investors should refer to the Voting and Engagement Policy available on www.lfde.com.

Notes relating to the SFDR

The UCI falls under article 8 of Regulation (EU) 2019/2088 of the European Parliament and of the Council of 27 November 2019 on sustainability-related disclosures in the financial services sector (the "SFDR").

Sustainable investment

A sustainable investment meets three criteria:

- the company's activity contributes positively to an environmental or social objective
- it does not cause significant harm to any of these objectives
- the company applies good governance practices

The UCI commits to making sustainable investments of at least 40% of the net assets.

Consideration of the European Taxonomy:

The six objectives of the European Taxonomy are taken into account in the quantitative extra-financial rating via the proprietary scoring tool. Companies whose activity contributes to achieving the European Taxonomy's environmental objectives are therefore favoured by the rating tool. However, the rating assigned to each security is the result of a global and systematic analysis that also takes into account criteria linked to social objectives.

The UCI undertakes to invest at least 0% in activities aligned with the European Taxonomy.

Consideration of principal adverse impacts

The management team takes the principal adverse sustainability impacts into account in its investment decisions. For more detailed information on the consideration of principal adverse impacts, investors should refer to Article 4 of the management company's SFDR policy available on the website: www.lfde.com.

More information about the environmental and/or social characteristics of the UCI is available in the SFDR annex of this document and in the sustainable investment methodology on the website www.lfde.com (Responsible Investment/To find out more).

¹ Depending on the assets eligible for the Fund's strategy, bonds and other debt securities issued by public or quasi-public issuers as well as cash held on an ancillary basis are excluded from the calculation base for the % of net assets subject to extra-financial analysis.

2. Assets (excluding derivatives)

a) Equities:

Echiquier Agenor Euro SRI Mid Cap is invested in stocks of all sectors and all capitalisation sizes. It should be noted, however, that the subfund invests primarily in small and mid caps "at the time of investment". This criterion is assessed at the time of the initial investment in the equities in question.

Echiquier Agenor Euro SRI Mid Cap is mainly invested in eurozone equities, but may invest up to 10% of its net assets in equities of non-eurozone countries.

b) Debt securities and money market instruments:

Up to 25% of the subfund's net assets may be invested:

- in negotiable debt securities. The longest maturity of debt securities used for the subfund's cash management shall be 5 years. The short-term securities used have a Standard & Poor's rating of investment grade or an equivalent rating by another ratings agency. Up to 10% of the subfund's assets may be invested in "speculative" or unrated negotiable debt securities.
- in bonds. In this regard, particular attention will be given to the credit quality of the companies that issue these securities. Eligible securities are deemed investment grade, i.e., having a minimum Standard & Poor's rating of BBB- or equivalent or considered as such by the management team. Up to 10% of the subfund's assets may be invested in high yield or unrated bonds. The maximum maturity of bonds is 10 years. However, the subfund reserves the right to buy bonds with a maturity of more than 10 years marginally as a percentage of assets. No limits have been set for the proportion of bonds of sovereign and private issuers in the portfolio.

Prior to purchase and for monitoring purposes over the life of securities, the credit risk is assessed on the basis of research and analysis carried out in-house by La Financière de l'Echiquier and using the ratings produced by the rating agencies.

When securities are deemed high yield or unrated, their issuers belong to groups monitored by La Financière de l'Echiquier's internal research.

The ratings mentioned above are those used by the fund manager at the time of the initial investment. If a rating is downgraded over the life of an investment, the manager will conduct an analysis on a case-by-case basis and decide whether or not to maintain the position concerned. The investment limits defined in relation to the assessment of credit risk by the rating agencies may therefore be adjusted slightly to reflect the management team's own analysis.

3. Investment in the securities of other undertakings for collective investment

Up to 10% of the subfund's assets may be invested in units or shares of French and/or European UCITS and in retail investment funds. This will be a UCI in any AMF category provided it is not in conflict with the investment strategy. These may be UCIs managed by the management company or by an associate company.

4. Derivatives

The subfund may invest in financial derivative instruments traded on regulated markets.

In this context, the subfund may take positions:

- to hedge the portfolio against equity market risk,

and exceptionally against currency risk,

- to generate exposure to equity market risk in accordance with the investment objective.

The instruments used are:

- index futures
- options on securities and indices
- currency options
- forex forwards

These transactions shall be limited to 100% of the subfund's assets.

Financial instruments are entered into with intermediaries selected by the management company that have no say on the composition or management of the subfund's portfolio.

5. Securities with embedded derivatives

The manager may invest in securities with embedded derivatives (warrants, subscription certificates, convertible bonds, etc.) traded on regulated markets or over-the-counter. No rating restrictions apply to convertible bonds.

In this context, the manager may take positions to hedge and/or expose the portfolio to business sectors, geographical areas, interest rates, equities (small, mid or large cap stocks), currencies, securities and equivalents or indices in order to achieve the investment objective.

The use of embedded derivatives, as opposed to the other derivative instruments listed above, will mainly result from the manager seeking to optimise the hedging strategy, or, where relevant, to boost the performance of the portfolio by reducing the costs related to the use of these financial instruments in order to achieve the investment objective.

In any event, the amounts invested in securities with embedded derivatives cannot exceed 10% of the net assets. The risk associated with this type of investment will be limited to the amount invested in the purchase.

6. Deposits

None

7. Cash borrowings

The subfund may borrow cash. Although the subfund may be in a debtor position temporarily as a result of its payment flows (investments and disposals in progress, subscription/redemption transactions, etc.) up to a limit of 10% of its assets, this does not form part of its investment objective.

8. Securities financing transactions

None

Risk profile

Your money will be primarily invested in financial instruments selected by the management company. These instruments will be exposed to market trends and fluctuations.

Risk of capital loss:

Capital loss occurs when a security is sold for less than its purchase price. Investors are warned that they may not get back all the capital they initially invested. The fund offers no capital guarantee or protection.

Equity risk:

If the equities or indices to which the fund portfolio is exposed should fall, the fund's net asset value could also fall.

Risks associated with investments in small and mid cap equities:

On the small and mid cap markets, the volume of equities listed on the stock exchange is low. As a result, market downturns are more pronounced and more rapid than for large caps. The UCI's net asset value may therefore decline rapidly and significantly.

Risk related to discretionary management:

The discretionary management style applied to the fund is based on the selection of securities. There is a risk that the fund might not be invested in the best-performing securities at all times. The fund may therefore not achieve its performance objective. Moreover, the net asset value of the fund may post a negative performance.

Currency risk:

This is the risk of a fall in the investment currencies relative to the euro, the portfolio's reference currency. Should any of these currencies weaken against the euro, the net asset value could decline.

Sustainability risk or risk linked to sustainable investment:

Any event or situation in terms of environmental, social or sustainable governance aspects (e.g. climate change, health and safety, companies that do not comply with regulations, such as serious criminal sanctions, etc.) that, if it occurs, could have an actual or potential negative impact on the value of the investment. The occurrence of such an event or situation could also lead to a change in the investment strategy of the UCITS, including the exclusion of the securities of some issuers. More specifically, the negative effects of sustainability risks could affect issuers via a series of mechanisms, especially: 1) lower revenues; 2) increased costs; 3) damages or depreciation in asset value; 4) higher cost of capital; and 5) fines or regulatory risks. Due to the nature of sustainability risks and specific subjects such as climate change,

the probability that sustainability risks would have an impact on returns on financial products is likely to increase over the longer term.

Eligible investors and typical investor profile

Target investors:

A share: All investors

F share: Reserved for founder subscriber institutional investors

G share: Reserved for distribution by financial intermediaries

I share: Reserved for institutional investors

ID share: Reserved for institutional investors

IXL share: Reserved for institutional investors

Typical investor profile:

The subfund is intended for individuals or institutional investors who are aware of the inherent risk in holding shares in this type of UCITS, which is a high risk due to investment in European equities.

Echiquier Agenor Euro SRI Mid Cap may be used as a vehicle for variable-capital, unit-linked individual life insurance policies.

Echiquier Agenor Euro SRI Mid Cap may be used as an investment vehicle for UCITS managed by La Financière de l'Echiquier.

The appropriate amount to invest in Echiquier Agenor Euro SRI Mid Cap depends on the investor's situation. In deciding how much to invest, they should take into account their assets, cash requirements at the time and in 5 years, and whether they are willing to take risks on the financial markets. They are also strongly advised to diversify their investments sufficiently so as not to be exposed solely to the risks of this UCITS.

Recommended investment period

More than 5 years.

Methods for determining and appropriating distributable amounts

Share class	Allocation of net income	Allocation of net realised gains
A share	Accumulation	Accumulation
F share	Accumulation	Accumulation
G share	Accumulation	Accumulation
I share	Accumulation	Accumulation
ID share	Distribution and/or carried forward	Distribution and/or carried forward
IXL share	Accumulation	Accumulation

Characteristics of the shares: (base currencies, fractions, etc.)

The A, F, G, I, ID and IXL shares are denominated in euros and sub-divided into thousandths.

The initial value of the A share is fixed at 100 euros.

The initial value of the F share is fixed at 1,000 euros.

The initial value of the G share is fixed at 100 euros.

The initial value of the I share is fixed at 1,000 euros.

The initial value of the ID shares is fixed at 1,000 euros.

The initial value of the IXL share is fixed at 1,000 euros.

Subscription and redemption procedures

Subscriptions may be made in amount or in number of shares, divided into thousandths.

Redemptions may be made solely in number of shares, divided into thousandths.

The minimum initial subscription amount for I and ID shares is 1,000,000 euros, with the exception of the management companies of the LBP AM group, which LFDE belongs to, which may subscribe for only one share on their own behalf or on behalf of third parties.

The minimum initial subscription amount for F shares is 5,000,000 euros, with the exception of the management companies of the LBP AM group, which LFDE belongs to, which may subscribe for only one share on their own behalf or on behalf of third parties.

The minimum initial subscription amount for IXL shares is 30,000,000 euros, with the exception of the management companies of the LBP AM group, which LFDE belongs to, which may subscribe for only one share on their own behalf or on behalf of third parties.

Subsequent subscriptions may be carried out in thousandths of shares.

Subscription and redemption requests are centralised before 12 noon on every trading day (Paris time) by the depositary:

BNP PARIBAS SA

16, boulevard des Italiens, 75009 Paris

Postal address: Grands Moulins de Pantin, 9 Rue du Débarcadère, 93500 Pantin

IZNES,

20-18 boulevard Malesherbes - 75008 Paris - France

For eligible investors with access to the shared electronic registration system.

And are executed on the basis of the next net asset value calculated using the closing price on the day the requests were centralised. Subscription and redemption requests arriving after 12 noon (Paris time) are executed on the basis of the net asset value calculated after the one mentioned above.

The net asset value is calculated daily, except for days when the Paris stock market is closed and on official French public holidays.

T	T: Date of establishment of the net asset value	T+1 working day	T+2 working days
Centralisation before 12 noon of subscription and redemption orders	Execution of the order at the latest during day T	Calculation and publication of the net asset value	Payment for subscriptions and redemptions

Procedures for switching from one subfund (or one share class) to another

It is possible to ask to switch (sale followed by simultaneous purchase) from one subfund to another (or between two share classes of the same subfund).

However, these transactions will only be possible:

- on orders expressed in quantities
- on shares of subfunds expressed in the same currency
- on subfunds with the same net asset value calculation frequency and the same centralisation date
- on subfunds with the same subscription/redemption cut-off times

Orders are executed based on the next asset value calculated.

It should be specified that in the event of a switch:

- any prior notice is not applied
- it is the settlement-delivery date of the redemption that is applied to the two parts (subscription and redemption)

Finally, investors are reminded that depending on the tax system of their country, this transaction may trigger the application of tax on capital gains or losses on financial instruments.

Pursuant to Article L. 214-8-7 of the French Monetary and Financial Code, if, under exceptional circumstances, it is deemed in the shareholders' interest, the SICAV's redemption of shares and its issue of new shares may be temporarily suspended by the management company.

The net asset value is available upon request from the management company on +33 (0)1.47.23.90.90 or on its website (www.lfde.com).

Shareholders should be aware that orders transmitted to distributors other than the institutions mentioned above must take into account that the cut-off time for centralising orders applies to said distributors in respect of BNP PARIBAS SA and IZNES. Consequently, those distributors may apply their own cut-off times, earlier than the cut-off time mentioned above, in order to take into account the time they take to transmit the orders to BNP PARIBAS SA and IZNES. Only investors with access to the IZNES shared electronic registration system may send their subscription and redemption orders to IZNES.

Fees and expenses

Fees charged to the investor, deducted upon subscription and redemption	Basis	Rate
Subscription fee not retained by the UCITS	Net asset value x number of shares	Maximum of 3.00%
Subscription fee retained by the UCITS	Net asset value x number of shares	None
Redemption fee not retained by the UCITS	Net asset value x number of shares	None
Redemption fee retained by the UCITS	Net asset value x number of shares	None

Fees charged to the UCITS	Basis		Rate
1 Investment management fees	Net assets	A share	Maximum of 2.25% incl. tax
		F share	Maximum of 0.51% incl. tax
		G share	Maximum of 1.26% incl. tax
		I share	Maximum of 0.91% incl. tax
		ID share	Maximum of 0.91% incl. tax
		IXL share	Maximum of 0.61% incl. tax
2 Operating expenses and other services	Net assets	Applied to all shares	Maximum of 0.09% incl. tax
3 Maximum indirect fees (management fees and expenses)	Net assets		(*)
4 Performance fee	Net assets	A share	15% including taxes of the fund's outperformance, net of fixed management fees, relative to its benchmark index, provided the fund's performance is positive

Fees charged to the UCITS	Basis	Rate
	F share	15% including taxes of the fund's outperformance, net of fixed management fees, relative to its benchmark index, provided the fund's performance is positive
	G share	None
	I share	None
	ID share	None
	IXL share	None

(*) The subfund may invest up to 10% of its assets in other UCIs if the management fees do not exceed 2.392%. For further information, please contact the management company.

With the exception of research costs (see below), the only costs that may be outside the scope of the costs mentioned in the table above are:

- contributions due for management of this Fund pursuant to Article L. 621-5-3 II, 3°, d) of the French Monetary and Financial Code;
- exceptional and non-recurring taxes, duties, fees and government duties (in relation to the Fund);
- exceptional and non-recurring costs for debt recovery or legal proceedings to enforce a right.

Information relating to these fees is also described ex post in the Subfund's annual report.

Furthermore, concerning research fees as defined by Article 314-21 of the AMF General Regulation, they can be charged to the Fund. Additional information on how these research costs work is available from the management company.

Information about management fees:

Part of these fees may be retroceded to third parties with which the management company has direct or indirect marketing/referencing agreements (distributors and sub-distributors in the case of distribution chains). Some of these third parties may belong to the same group as the management company. These fees, if any, are calculated on the basis of a percentage of the investment management fees actually applied and are invoiced to the management company. Further information about this scheme can be obtained from your financial intermediary.

Information on operating expenses and other services:

These fees are charged on the basis of the fixed rate indicated above.

This fixed rate may be taken even if the actual operating expenses and other services are lower than this rate and, conversely, if the actual operating expenses and other services were to exceed this rate, the excess of this rate would be taken as a charge by the Management Company.

These operating fees and other services are used to cover:

- Fund registration and listing fees
- Costs of information to clients and distributors
- Data charges
- Depositary, legal, audit and tax fees, etc.
- Expenses related to compliance with regulatory obligations and regulatory reporting
- Operating expenses
- Know Your Customer costs

Procedures for calculating the performance fee on the equities

Frequency of crystallisation of the performance fee and observation period

The frequency of crystallisation, i.e. the frequency at which the provisions for the performance fees can be definitively retained by the management company, is annual. The observation period runs from 1 April to 31 March.

However, the first observation period will be more than one year: from 18 December 2025 to 31 March 2027.

The performance reference period

The performance reference period is the period during which the performance is measured and compared to that of the reference indicator, at the end of which the mechanism for compensating for past underperformance (or negative performance) can be reset. This period is set at five rolling years.

Reference Indicator

MSCI EMU Mid Cap

Calculation method

The performance fee is provisioned at each net asset value.

The performance fee is adjusted at each net asset value calculation, on the basis of 15% including all taxes of the outperformance of the fund compared to the reference indicator, on the condition that the fund's performance is positive (the net asset value is higher than the net asset value at the start of the period).

If the UCI underperforms the reference indicator, this provision is adjusted through reversals. Provision reversals are capped at the level of the allocations made.

The methodology applied for the calculation of the performance fee is based on the "fictional asset" calculation method, which simulates a fictional asset subject to the same subscription and redemption conditions as the original subfund, incremented by the performance of the Reference Indicator. This fictional asset is then compared with the performance of the fund's actual assets. The difference between the two assets therefore gives the fund's outperformance relative to its Reference Indicator.

Payment of the performance fee and catch-up period

- In the event that the fund has outperformed at the end of the observation period and that it has a positive performance, the management company takes the fees provisioned for and a new observation period starts.
- In the event that the fund has outperformed at the end of the observation period and has a negative performance, the management company takes no performance fee but a new observation period starts.

- In the case that the fund has underperformed its reference indicator at the end of the observation period, no fee is charged and the initial observation period is extended by 12 months (catch-up period) so that this underperformance may be compensated for before a performance fee becomes payable again.
- The observation period may be extended as such by up to five years (reference period). Beyond that, if the residual underperformance has not been caught up, it will be abandoned. If a year of underperformance has occurred within this first 5-year period and has not been caught up by the end of this first period, a new period of up to 5 years will begin from this new year of underperformance.

When shares are redeemed, if there is a provision for performance fees, the amount proportional to the redeemed shares is paid to the management company.

Examples

First case: the UCI outperforms its index over each observation period. Fees are taken for each observation period, and each observation period will be 12 months.

Second case: Depending on the observation periods, the fund underperforms or outperforms its benchmark:

	Fund performance	Index performance	Relative performance over the year	Underperformance of the previous year to be offset	Net relative performance	Underperformance to be offset over the next year	Performance fee	Performance fee calculation
Year 1	5%	0%	5%	0%	5%	0%	Yes	15% x 5%
Year 2	3%	3%	0%	0%	0%	0%	No	-
Year 3	-5%	0%	-5%	0%	-5%	-5%	No	-
Year 4	5%	2%	3%	-5%	-2%	-2%	No	-
Year 5	7%	5%	2%	-2%	0%	0%	No	-
Year 6	10%	5%	5%	0%	5%	0%	Yes	15% x 5%
Year 7	9%	4%	5%	0%	5%	0%	Yes	15% x 5%
Year 8	-15%	-5%	-10%	0%	-10%	-10%	No	-
Year 9	-2%	-4%	2%	-10%	-8%	-8%	No	-
Year 10	0%	-2%	2%	-8%	-6%	-6%	No	-
Year 11	2%	0%	2%	-6%	-4%	-4%	No	-
Year 12	10%	10%	0%	-4%	-4%	0%*	No	-
Year 13	6%	4%	2%	0%	2%	0%	Yes	15% x 2%
Year 14	-6%	0%	-6%	0%	-6%	-6%	No	-
Year 15	4%	2%	2%	-6%	-4%	-4%	No	-
Year 16	6%	4%	2%	-4%	-2%	-2%	No	-
Year 17	10%	14%	-4%	-2%	-6%	-6%	No	-
Year 18	7%	7%	0%	-6%	-6%	-4%**	No	-
Year 19	6%	1%	5%	-4%	1%	0%	Yes	15% x 1%

* The underperformance of year 12 to be offset in the following year (year 13) is 0% and not -4% ("theoretical" underperformance to be offset the following year). The residual underperformance of year 8 that was not fully offset in the subsequent years is abandoned since the five-year reference period expired (the underperformance of year 8 could only be offset until year 12).

** The underperformance of year 18 to be offset in the following year (year 19) is -4% and not -6% ("theoretical" underperformance to be offset the following year). The share of the residual underperformance of year 14 (-2%) that was not fully offset in the subsequent years is abandoned since the five-year reference period expired (the underperformance of year 14 could only be offset until year 18).

ECHIQUIER AVENIR subfund

Investment objective

Echiquier Avenir aims to outperform, after taking into ongoing charges, the following composite benchmark index: 15% MSCI World ACWI NR + 85% Bloomberg Euro Aggregate Treasury 1-3 years through exposure to various asset classes.

Avenir Exchequer has a target volatility of 5% maximum.

Benchmark

The composite index 15% MSCI World ACWI NR in EUR + 85% Bloomberg Euro Aggregate Treasury 1-3 years is an indicator representative of the management of Echiquier Avenir.

MSCI All Country World Index is calculated in euros with dividends reinvested (Bloomberg code: M7WD). It includes listed stocks in 50 countries, including developed and emerging countries.

The administrator of the benchmark MSCI All Country World Index, MSCI Limited, is included in the register of administrators and benchmarks kept by the ESMA.

Bloomberg Euro-Aggregate Treasury 1-3 Year Index (Bloomberg code: LET1TREU Index) is composed of high-quality fixed-rate government bonds of eurozone sovereign countries. This index currently contains issues denominated in euros from 17 countries.

Investment strategy

1. Strategies used

The subfund implements an active and discretionary management strategy in accordance with Article 8 of the SFDR.

The investment strategy is based on two principles:

- the subfund has no geographical constraints and the investment universe is global to seek to take advantage of growth opportunities wherever they are.
- the subfund has access to multiple asset classes such as equities, fixed-income products and commodities, and alternative products.

To achieve this strategy, management relies on two approaches:

- Asset and risk allocation, which is actively managed according to the management team's expectations of various market developments. The resulting decisions are based on a process that combines economic, fundamental and quantitative factors.

The aim of this process is to determine the portfolio weightings and exposure within the major classes of global assets (equities, fixed income, credit, commodities, etc.) included in the subfund's strategy.

- A rigorous selection of instruments.

Investments are made mainly through funds selected according to an in-depth analysis of their investment process and their risk.

The selection is thus made through a combination of a quantitative approach, focusing especially on historical performances, risk analysis or the level of assets under management, and a qualitative approach based in particular on the management company, the team of portfolio managers and analysts, the management process and the control system.

Investments may also be made through index tracker funds or ETFs, mainly to obtain exposure to regions or sectors requiring particular expertise.

The manager may, on a discretionary basis, use derivatives for protection or exposure purposes.

More specifically, it will be a fund of funds that will be invested as follows:

- "traditional" equity and fixed income funds,
- funds representing future challenges according to our analysis (SRI, health, artificial intelligence, etc.),
- funds offering management decorrelated from market performances (absolute performance, commodities, etc.).

Exposure to the equity market (via UCIs or derivatives) will remain between -10% and 40% of net assets. Exposure to the small cap equity market (via funds invested in this equity segment) will not exceed 30%.

Exposure to emerging countries (through investments in fixed income or equity UCIs) will be limited to 30%.

Exposure to fixed-income products (through UCIs or derivatives) will remain between -20% and 100% of net assets, with the portfolio's sensitivity to interest rate risk staying within a range of [-3; +8]; the more specific exposure to speculative high yield securities will not exceed 30% of net assets.

Exposure to the commodities markets will be limited to 20% of net assets.

Up to 100% of the subfund's net assets may be exposed to currency risk.

2. Selection of UCIs/ETFs

The initial investment universe consists of UCITS funds (UCIs/ETFs) meeting certain criteria of size and age. Within this broad universe, management selects funds and ETFs based on the desired strategy resulting from the asset allocation described above. All the funds selected are then subject to a proprietary "SRI maturity" analysis, the objective of which is to include an extra-financial dimension in the choice of UCIs. The management team therefore selects UCIs for which the ESG analysis process, openness to shareholder dialogue, transparency and accountability of the management company are considered reliable according to our methodological approach. Thus, each potential underlying fund (including ETFs) is analysed based on different analysis criteria and is assigned a score out of 100. At any time, 50% of the selected underlyings will have a score greater than 50/100. The methodological limits of the ESG approach mainly concern the reliability of the extra-financial data published by the management companies of the underlyings and

the subjective nature of the rating system applied by the management company of the fund.

Alignment with the taxonomy

The subfund may invest in environmentally sustainable economic activities. However, the ESG rating assigned to each security is the result of a global analysis that also takes into account social and governance criteria. It therefore does not allow a targeted approach to a particular objective of the European Taxonomy or to assess the degree of alignment of an investment. In this case, the principle which states “do no significant harm” applies only to underlying investments which take into account European Union criteria in matters of environmentally sustainable economic activities and not the remaining portion of the underlying investments. The investments underlying the remaining portion of this financial product do not take into account the criteria of the European Union in matters of environmentally sustainable economic activities. The subfund is committed to a 0% alignment with the European Taxonomy.

3. Assets (excluding derivatives)

a) Equities

None.

b) Debt securities and money market instruments

None.

4. Investment in the securities of other undertakings for collective investment

Up to 100% of the subfund's net assets may be invested in other UCIs. The selected UCIs will be UCITS or AIFs/FIVGs (general-purpose investment funds).

The fund may invest in UCIs managed by La Financière de l'Échiquier or its related companies.

5. Derivatives

The subfund may invest in financial derivative instruments traded on French or foreign regulated, organised, or over-the-counter markets on a discretionary basis.

On these markets, the subfund may use the following instruments:

- Futures on equity indices or interest rates or currencies, commodities or volatility,
- Options on equities/ETFs, on equity indices or interest rates or currencies or commodities,
- Forward exchange
- Interest rate and currency swaps.

However, the fund's exposure to volatility via futures will be limited to 10% of net assets.

The commitment limit on all of these markets is 100% of the subfund's net assets.

All of these instruments will be used for hedging and/or exposure purposes in order to achieve the investment objective.

6. Securities with embedded derivatives

None

7. Deposits

None

8. Cash borrowings

The subfund may temporarily make use of cash borrowings in the maximum amount of 10% of its net assets in order to achieve the investment objective.

9. Securities financing transactions

None

Risk profile

Your money will be primarily invested in financial instruments selected by the management company. These instruments will be exposed to market trends and fluctuations.

Risk of capital loss:

Capital loss occurs when a security is sold for less than its purchase price. Investors are warned that they may not get back all the capital they initially invested. The fund offers no capital guarantee or protection.

Risk related to discretionary management:

The discretionary management style applied to the fund is based on the selection of securities. There is a risk that the fund might not be invested in the best-performing securities at all times. The fund may therefore not achieve its performance objective. Moreover, the net asset value of the fund may post a negative performance.

Equity risk:

If the equities or indices to which the fund portfolio is exposed should fall, the fund's net asset value could also fall.

Interest rate risk:

The fund's net asset value could fall if interest rates rise.

Credit risk:

Credit risk is the risk of a private issuer's credit rating being downgraded or of its defaulting. The value of the debt securities or bonds in which the fund invests may fall, resulting in a drop in the fund's net asset value.

Risks associated with investing in emerging countries:

There is a risk associated with investments in emerging countries, mainly in relation to the operating and supervision conditions of these markets, which may deviate from the standards prevailing on the large international markets, or arising from political or regulatory factors.

Risk relating to commodities:

An unfavourable trend on these markets could negatively impact the fund's net asset value.

Currency risk:

This is the risk of a fall in the investment currencies relative to the euro, the portfolio's reference currency. Should any of these currencies weaken against the euro, the net asset value could decline.

Liquidity risk:

In the particular case where trading volumes on the financial markets are low, the manager may not be able to sell the

securities quickly under satisfactory conditions, which could result in a decrease in the UCI's net asset value.

Impact of techniques such as the use of derivatives:

The use of derivative products makes it possible, without changing the composition of the securities portfolio, to increase the portfolio's exposure to different risk factors and to accentuate (or reduce) fluctuations in value. The use of derivatives may entail risks of loss specific to these strategies.

Sustainability risk or risk linked to sustainable investment

Any event or situation in the environmental, social or sustainable governance field (e.g. climate change, health and safety, companies that do not comply with regulations, such as serious criminal sanctions, etc.) that, if it occurs, could have an actual or potential negative impact on the value of the investment. The occurrence of such an event or situation could also lead to a change in the investment strategy of the UCITS, including the exclusion of the securities of some issuers. More specifically, the negative effects of sustainability risks could affect issuers via a series of mechanisms, especially: 1) lower revenues; 2) increased costs; 3) damages or depreciation in asset value; 4) higher cost of capital; and 5) fines or regulatory risks. Due to the nature of sustainability risks and specific subjects such as climate change, the probability that sustainability risks would have an impact on

returns on financial products is likely to increase over the longer term.

*Eligible investors and typical investor profile***Target investors:**

- H share: All investors

Typical investor profile:

This subfund is intended for investors with a minimum investment horizon of 8 years, wishing to diversify their investments with exposure to different asset classes and moderate volatility.

The amount that can be reasonably invested in this subfund depends on each investor's personal situation. In order to determine that amount, you should consider your personal wealth/assets and your current and future requirements, as well as whether you want to take risks.

Recommended investment period:

More than 8 years.

Methods for determining and appropriating distributable amounts

Share class	Allocation of net income	Allocation of net realised gains
H share	Accumulation	Accumulation

Characteristics of the units (currency, fractions, etc.)

The H shares are denominated in euro and sub-divided into thousandths.

The initial value of the H share is fixed at 100.00 euros.

Subscription and redemption procedures

Subscriptions may be made in amount or in number of shares, divided into thousandths.

Redemptions may be made solely in number of shares, divided into thousandths.

The net asset value is calculated daily, except for days when the Paris stock market is closed and on official French public holidays.

Subscription and redemption requests are centralised before 12 noon on every trading day (Paris time) by the depositary, and are executed based on the next asset value calculated. Subscription and redemption requests arriving after 12 noon (Paris time) are executed on the basis of the net asset value calculated after the one mentioned above.

Subscription and redemption requests are centralised by the depositary:

BNP PARIBAS SA

16, boulevard des Italiens, 75009 Paris

Postal address: Grands Moulins de Pantin, 9 Rue du Débarcadère, 93500 Pantin

IZNES,

20-18 boulevard Malesherbes - 75008 Paris - France

For eligible investors with access to the shared electronic registration system.

T-1	T: Date of establishment of the net asset value	T+1 working day	T+3 working days
Centralisation before 12 noon of subscription and redemption orders	Execution of the order at the latest during day T	Calculation and publication of the net asset value	Payment for subscriptions and redemptions

The net asset value may be obtained from the management company on request.

Procedures for switching from one subfund (or one share class) to another

It is possible to ask to switch (sale followed by simultaneous purchase) from one subfund to another (or between two share classes of the same subfund).

However, these transactions will only be possible:

- for orders expressed in quantities
- for shares of subfunds expressed in the same currency
- for subfunds with the same net asset value calculation frequency and the same centralisation date
- for subfunds with the same subscription/redemption cut-off times.

Orders are executed based on the next asset value calculated.

It should be specified that in the event of a switch:

- any period of notice is not applied
- it is the settlement-delivery date of the redemption that is applied to the two parts (subscription and redemption)

Finally, investors are reminded that depending on the tax system of their country, this transaction may trigger the application of tax on capital gains or losses on financial instruments.

Pursuant to Article L. 214-8-7 of the French Monetary and Financial Code, if, under exceptional circumstances, it is deemed in the shareholders' interest, the SICAV's redemption of shares and its issue of new shares may be temporarily suspended by the management

company.

The net asset value is available upon request from the management company on +33 (0)1.47.23.90.90 or on its website (www.lfde.com).

Shareholders should be aware that orders transmitted to distributors other than the institutions mentioned above must take into account that the cut-off time for centralising orders applies to said distributors in respect of BNP PARIBAS SA and IZNES. Consequently, those distributors may apply their own cut-off times, earlier than the cut-off time mentioned above, in order to take into account the time they take to transmit the orders to BNP PARIBAS SA and IZNES. Only investors with access to the IZNES shared electronic registration system may send their subscription and redemption orders to IZNES.

Fees and expenses

Fees charged to the investor, deducted upon subscription and redemption	Basis	Rate
Subscription fee not retained by the UCITS	Net asset value x number of shares	Maximum of 3.00%
Subscription fee retained by the UCITS	Net asset value x number of shares	None
Redemption fee not retained by the UCITS	Net asset value x number of shares	None
Redemption fee retained by the UCITS	Net asset value x number of shares	None

Fees charged to the UCITS		Basis	Rate	
1	Investment management fees Operating expenses and other services	Net assets	H share	Maximum of 1.00% incl. tax
2	Maximum indirect fees (management fees and expenses)	Net assets	The subfund undertakes to subscribe only to UCIs for which financial management fees and administrative expenses external to the management company are less than 2.40% including tax per annum of the net assets and performance fees do not exceed 25% of the outperformance of the UCI	
3	Transaction fees received by the management company	Payable on each transaction or operation	None	
4	Performance fee	Net assets	H share	15% including taxes of the fund's outperformance, net of fixed management fees, relative to its benchmark index, provided the fund's performance is positive

The fees due for the management of the UCITS in application of 4° of II of Article L. 621-5-3 of the French Monetary and Financial Code; the exceptional and non-recurring duties, taxes, fees, and government rights (related to the subfund) are charged to the subfund.

In addition to the fees set out above, other fees may be borne by the subfund in certain circumstances, such as extraordinary and non-recurring costs relating to debt recovery or proceedings to assert a right, provided that these fees are consistently lower than the amounts recovered.

Furthermore, research fees pursuant to article 314-21 of the AMF General Regulation may be billed to the subfund. Additional information on how these research costs work is available from the management company.

Information about management fees:

Part of these fees may be retroceded to third parties with which the management company has direct or indirect marketing/referencing agreements (distributors and sub-distributors in the case of distribution chains). Some of these third parties may belong to the same group as the management company. These fees, if any, are calculated on the basis of a percentage of the investment management fees actually applied and are invoiced to the management company. Further information about this scheme can be obtained from your financial intermediary.

Procedures for calculating the performance fee

Frequency of crystallisation of the performance fee and observation period:

The frequency of crystallisation, i.e. the frequency at which the provisions for the performance fees can be definitively retained by the management company, is annual.

Given the conversion of the form of the fund from an FCP to a SICAV, the next observation period runs from 24/04/2023 to 31/03/2025. It will then be each year from 1 April to 31 March.

The performance reference period

The performance reference period is the period during which the performance is measured and compared to that of the reference indicator, at the end of which the mechanism for compensating for past underperformance (or negative performance) can be reset. This period is set at five rolling years.

Reference Indicator

15% MSCI World ACWI NR in EUR + 85% Bloomberg Euro Aggregate Treasury 1-3 years

Calculation method

The performance fee is provisioned at each net asset value.

The performance fee is adjusted at each net asset value calculation, on the basis of 15% including all taxes of the outperformance of the fund compared to the reference indicator, on the condition that the fund's performance is positive (the net asset value is higher than the net asset value at the start of the period).

If the UCI underperforms the reference indicator, this provision is adjusted through reversals. Provision reversals are capped at the level of the allocations made.

The methodology applied for the calculation of the performance fee is based on the "fictional asset" calculation method, which simulates a fictional asset subject to the same subscription and redemption conditions as the original subfund, incremented by the performance of

the reference indicator. This fictional asset is then compared with the performance of the fund's actual assets. The difference between the two assets therefore gives the fund's outperformance relative to its benchmark.

Payment of the performance fee and catch-up period

- In the event that the fund has outperformed at the end of the observation period and that it has a positive performance, the management company takes the fees provisioned for and a new observation period starts.
- In the event that the fund has outperformed at the end of the observation period and has a negative performance, the management company takes no performance fee but a new observation period starts.
- In the case that the fund has underperformed its reference indicator at the end of the observation period, no fee is charged and the initial observation period is extended by 12 months (catch-up period) so that this underperformance may be compensated for before a performance fee becomes payable again.
- The observation period may be extended as such by up to five years (reference period). Beyond that, if the residual underperformance has not been caught up, it will be abandoned. If a year of underperformance has occurred within this first 5-year period and has not been caught up for by the end of this first period, a new period of up to 5 years will begin from this new year of underperformance.

When shares are redeemed, if there is a provision for performance fees, the amount proportional to the redeemed shares is paid to the management company.

Examples

First case: The fund outperforms its benchmark in each observation period.

Fees are taken for each observation period, and each observation period will be 12 months.

Second case:

Depending on the observation period, the fund underperforms or outperforms its reference indicator:

	Fund performance	Index performance	Relative performance over the year	Underperformance of the previous year to be offset	Net relative performance	Underperformance to be offset over the next year	Performance fee	Performance fee calculation
Year 1	5%	0%	5%	0%	5%	0%	Yes	15% x 5%
Year 2	3%	3%	0%	0%	0%	0%	No	-
Year 3	-5%	0%	-5%	0%	-5%	-5%	No	-
Year 4	5%	2%	3%	-5%	-2%	-2%	No	-
Year 5	7%	5%	2%	-2%	0%	0%	No	-
Year 6	10%	5%	5%	0%	5%	0%	Yes	15% x 5%
Year 7	9%	4%	5%	0%	5%	0%	Yes	15% x 5%
Year 8	-15%	-5%	-10%	0%	-10%	-10%	No	-
Year 9	-2%	-4%	2%	-10%	-8%	-8%	No	-
Year 10	0%	-2%	2%	-8%	-6%	-6%	No	-
Year 11	2%	0%	2%	-6%	-4%	-4%	No	-
Year 12	10%	10%	0%	-4%	-4%	0%*	No	-
Year 13	6%	4%	2%	0%	2%	0%	Yes	15% x 2%
Year 14	-6%	0%	-6%	0%	-6%	-6%	No	-
Year 15	4%	2%	2%	-6%	-4%	-4%	No	-
Year 16	6%	4%	2%	-4%	-2%	-2%	No	-
Year 17	10%	14%	-4%	-2%	-6%	-6%	No	-
Year 18	7%	7%	0%	-6%	-6%	-4%**	No	-
Year 19	6%	1%	5%	-4%	1%	0%	Yes	15% x 1%

* The underperformance of year 12 to be offset in the following year (year 13) is 0% and not -4% ("theoretical" underperformance to be offset the following year). The residual underperformance of year 8 that was not fully offset in the subsequent years is abandoned since the five-year reference period expired (the underperformance of year 8 could only be offset until year 12).

** The underperformance of year 18 to be offset in the following year (year 19) is -4% and not -6% ("theoretical" underperformance to be offset the following year). The share of the residual underperformance of year 14 (-2%) that was not fully offset in the subsequent years is abandoned since the five-year reference period expired (the underperformance of year 14 could only be offset until year 18).

Intermediary selection policy

Intermediaries and counterparties are selected from a predefined list by means of a competitive process. The list is established based on selection criteria specified in the policy for selection of market intermediaries available on the management company's website.

ECHIQUIER AVENIR DYNAMIQUE subfund

Investment objective

The objective of Echiquier Avenir Dynamique is to outperform, after taking into account ongoing charges, the following benchmark index: 80% MSCI World ACWI NR in EUR + 20% Bloomberg Euro Aggregate Treasury 1-3 years through exposure to various asset classes.

Benchmark

80% MSCI World ACWI NR in EUR + 20% Bloomberg Euro Aggregate Treasury 1-3 years through exposure to various asset classes.

MSCI All Country World Index is calculated in euros with dividends reinvested (Bloomberg code: M7WD). It includes listed stocks in 50 countries, including developed and emerging countries.

The administrator of the benchmark MSCI All Country World Index, MSCI Limited, is included in the register of administrators and benchmarks kept by the ESMA.

Bloomberg Euro Aggregate Treasury 1-3 years Index (Bloomberg code: LET1TREU Index) is composed of high-quality fixed-rate government bonds of eurozone sovereign countries. This index currently contains issues denominated in euros from 17 countries.

Investment strategy

The subfund implements an active and discretionary management strategy, in accordance with Article 8 of the SFDR.

The investment strategy is based on two principles:

- the subfund has no geographical constraints and the investment universe is global to seek to take advantage of growth opportunities wherever they are.
- the subfund has access to multiple asset classes such as equities, fixed-income products, commodities, alternative products, etc.

More specifically, it will be a fund of funds that will be invested as follows:

- “traditional” equity and fixed income funds,
- funds representing future challenges according to our analysis (SRI, health, artificial intelligence, etc.),
- funds offering management decorrelated from market performances (absolute performance, commodities, etc.),
- funds exposed to commodities

To achieve this strategy, management relies on two approaches:

- Asset and risk allocation, which is actively managed according to the management team’s expectations of various market developments. The resulting decisions are based on a process that combines economic, fundamental and quantitative factors. The aim of this process is to determine the portfolio weightings and exposure within the major classes of global assets

(equities, fixed income, credit, commodities, etc.) included in the subfund’s strategy.

- A rigorous selection of instruments.

Investments are made mainly through funds selected according to an in-depth analysis of their investment process and their risk. The selection is thus made through a combination of a quantitative approach, focusing especially on historical performances, risk analysis or the level of assets under management, and a qualitative approach based in particular on the management company, the team of portfolio managers and analysts, the management process and the control system. Investments may also be made through index tracker funds or ETFs, mainly to obtain exposure to regions or sectors requiring particular expertise.

The manager may, on a discretionary basis, use derivatives for protection or exposure purposes.

Exposure to the equity market (via investments in UCIs) will represent between 40% and 120% of net assets.

Exposure to small cap equities (via funds invested mainly in this equity segment) will not exceed 35%.

Exposure to emerging countries (through investments in equity or fixed income UCIs) will be limited 40% of its net assets.

Exposure to fixed-income products (through UCIs or derivatives) will remain between -20% and 60% of net assets, with the portfolio’s sensitivity to interest rate risk staying within a range of [-3; +8]; the more specific exposure to speculative high yield securities will not exceed 40% of net assets.

The exposure to the commodities market will remain within the limit of 30% of net assets.

Up to 100% of the subfund’s net assets may be exposed to currency risk.

2. Selection of UCIs/ETFs

The initial investment universe consists of UCITS funds (UCIs/ETFs) meeting certain criteria of size and age. Within this broad universe, management selects funds and ETFs based on the desired strategy resulting from the asset allocation described above.

All the funds selected are then subject to a proprietary “SRI maturity” analysis, the objective of which is to include an extra-financial dimension in the choice of UCIs. The management team therefore selects UCIs for which the ESG analysis process, openness to shareholder dialogue, transparency and accountability of the management company are considered reliable according to our methodological approach. Thus, each potential underlying fund (including ETFs) is analysed based on different analysis criteria and is assigned a score out of 100.

At any time, 50% of the selected underlyings will have a score greater than 50/100.

The methodological limits of the ESG approach mainly concern the reliability of the extra-financial data published by the management companies of the underlyings and the subjective nature of the rating system applied by the management company of the fund.

Alignment with the taxonomy

The subfund may invest in environmentally sustainable economic activities. However, the ESG rating assigned to each security is the result of a global analysis that also takes into account social and governance criteria. It therefore does not allow a targeted approach to a particular objective of the European Taxonomy or to assess the degree of alignment of an investment.

In this case, the principle which states “do no significant harm” applies only to underlying investments which take into account European Union criteria in matters of environmentally sustainable economic activities and not the remaining portion of the underlying investments. The investments underlying the remaining portion of this financial product do not take into account the criteria of the European Union in matters of environmentally sustainable economic activities.

The subfund is committed to a 0% alignment with the European Taxonomy.

3. Assets (excluding derivatives)

a) Equities

None

b) Debt securities and money market instruments

None

4. Investment in the securities of other undertakings for collective investment

Up to 100 % of the subfund's assets may be invested in other UCIs.

The selected UCIs will be UCITS or AIFs/FIVGs (general-purpose investment funds)

The fund may invest in UCIs managed by La Financière de l'Échiquier or its related companies.

5. Derivatives

The subfund may invest in financial derivative instruments traded on French or foreign regulated, organised, or over-the-counter markets on a discretionary basis.

On these markets, the subfund may use the following instruments:

- Futures on equity indices or interest rates or currencies, commodities or volatility,
- Options on equities/ETFs, on equity indices or interest rates or currencies or commodities,
- Forward exchange
- Interest rate and currency swaps.

The commitment limit on all of these markets is 100% of the subfund's net assets.

However, the fund's exposure to volatility via futures will be limited to 10% of net assets.

All of these instruments will be used for hedging and/or exposure purposes in order to achieve the investment objective.

6. Securities with embedded derivatives

None

7. Deposits

None

8. Cash borrowings

The subfund may temporarily make use of cash borrowings in the maximum amount of 10% of its net assets in order to achieve the investment objective.

9. Securities financing transactions

None

Risk profile

Your money will be primarily invested in financial instruments selected by the management company. These instruments will be exposed to market trends and fluctuations.

Risk of capital loss:

Capital loss occurs when a security is sold for less than its purchase price. Investors are warned that they may not get back all the capital they initially invested. The fund offers no capital guarantee or protection.

Risk related to discretionary management:

The discretionary management style applied to the fund is based on the selection of securities. There is a risk that the fund might not be invested in the best-performing securities at all times. The fund may therefore not achieve its performance objective. Moreover, the net asset value of the fund may post a negative performance.

Equity risk:

If the equities or indices to which the fund portfolio is exposed should fall, the fund's net asset value could also fall.

Interest rate risk:

The fund's net asset value could fall if interest rates rise.

Credit risk:

Credit risk is the risk of a private issuer's credit rating being downgraded or of its defaulting. The value of the debt securities or bonds in which the fund invests may fall, resulting in a drop in the fund's net asset value.

Risks associated with investing in emerging countries:

There is a risk associated with investments in emerging countries, mainly in relation to the operating and supervision conditions of these markets, which may deviate from the standards prevailing on the large international markets, or arising from political or regulatory factors.

Risk relating to commodities:

An unfavourable trend on these markets could negatively impact the fund's net asset value.

Currency risk:

This is the risk of a fall in the investment currencies relative to the euro, the portfolio's reference currency. Should any of these currencies weaken against the euro, the net asset value could decline.

Liquidity risk:

In the particular case where trading volumes on the financial markets are low, the manager may not be able to sell the securities quickly under satisfactory conditions, which could result in a decrease in the UCI's net asset value.

Impact of techniques such as the use of derivatives:

The use of derivative products makes it possible, without changing the composition of the securities portfolio, to increase the portfolio's exposure to different risk factors and to accentuate (or reduce) fluctuations in value. The use of derivatives may entail risks of loss specific to these strategies.

Sustainability risk or risk linked to sustainable investment

Any event or situation in the environmental, social or sustainable governance field (e.g. climate change, health and safety, companies that do not comply with regulations, such as serious criminal sanctions, etc.) that, if it occurs, could have an actual or potential negative impact on the value of the investment. The occurrence of such an event or situation could also lead to a change in the investment strategy of the UCITS, including the exclusion of the securities of some issuers. More specifically, the

negative effects of sustainability risks could affect issuers via a series of mechanisms, especially: 1) lower revenues; 2) increased costs; 3) damages or depreciation in asset value; 4) higher cost of capital; and 5) fines or regulatory risks. Due to the nature of sustainability risks and specific subjects such as climate change, the probability that sustainability risks would have an impact on returns on financial products is likely to increase over the longer term.

*Eligible investors and typical investor profile***Target investors:**

- H share: All investors

Typical investor profile:

This subfund is intended for investors with a minimum investment horizon of 8 years, wishing to diversify their investments with exposure to different asset classes including at least 40% equities.

The amount that can be reasonably invested in this subfund depends on each investor's personal situation. In order to determine that amount, you should consider your personal wealth/assets and your current and future requirements, as well as whether you want to take risks.

Recommended investment period:

More than 8 years.

Methods for determining and appropriating distributable amounts

Share classes	Allocation of net income	Allocation of net realised gains
H share	Accumulation	Accumulation

Characteristics of the units (currency, fractions, etc.)

The H shares are denominated in euro and sub-divided into thousandths.
The initial value of the H share is fixed at 100.00 euros.

Subscription and redemption procedures

Subscriptions may be made in amount or in number of shares, divided into thousandths.
Redemptions may be made solely in number of shares, divided into thousandths.

The net asset value is calculated daily, except for days when the Paris stock market is closed and on official French public holidays.

Subscription and redemption requests are centralised before 12 noon on every trading day (Paris time) by the depositary. And are executed based on the next asset value calculated. Subscription and redemption requests arriving after 12 noon (Paris time) are executed on the basis of the net asset value calculated after the one mentioned above.

Subscription and redemption requests are centralised by the depositary:

BNP PARIBAS SA
16, boulevard des Italiens, 75009 Paris
Postal address: Grands Moulins de Pantin, 9 Rue du Débarcadère, 93500 Pantin

IZNES,
20-18 boulevard Malesherbes - 75008 Paris - France
For eligible investors with access to the shared electronic registration system.

T-1	T: Date of establishment of the net asset value	T+1 working day	T+3 working days
Centralisation before 12 noon of subscription and redemption orders	Execution of the order at the latest during day T	Calculation and publication of the net asset value	Payment for subscriptions and redemptions

The net asset value may be obtained from the management company on request.

Procedures for switching from one subfund (or one share class) to another

It is possible to ask to switch (sale followed by simultaneous purchase) from one subfund to another (or between two share classes of the same subfund).

However, these transactions will only be possible:

- for orders expressed in quantities
- for shares of subfunds expressed in the same currency
- for subfunds with the same net asset value calculation frequency and the same centralisation date
- for subfunds with the same subscription/redemption cut-off times.

Orders are executed based on the next asset value calculated.

It should be specified that in the event of a switch:

- any period of notice is not applied
- it is the settlement-delivery date of the redemption that is applied to the two parts (subscription and redemption)

Finally, investors are reminded that depending on the tax system of their country, this transaction may trigger the application of tax on capital gains or losses on financial instruments.

Pursuant to Article L. 214-8-7 of the French Monetary and Financial Code, if, under exceptional circumstances, it is deemed in the shareholders' interest, the SICAV's redemption of shares and its issue of new shares may be temporarily suspended by the management

company.

The net asset value is available upon request from the management company on +33 (0)1.47.23.90.90 or on its website (www.lfde.com).

Shareholders should be aware that orders transmitted to distributors other than the institutions mentioned above must take into account that the cut-off time for centralising orders applies to said distributors in respect of BNP PARIBAS SA and IZNES. Consequently, those distributors may apply their own cut-off times, earlier than the cut-off time mentioned above, in order to take into account the time they take to transmit the orders to BNP PARIBAS SA and IZNES. Only investors with access to the IZNES shared electronic registration system may send their subscription and redemption orders to IZNES.

Fees and expenses

Fees charged to the investor, deducted upon subscription and redemption	Basis	Rate
Subscription fee not retained by the UCITS	Net asset value x number of shares	Maximum of 3.00%
Subscription fee retained by the UCITS	Net asset value x the number of shares	None
Redemption fee not retained by the UCITS	Net asset value x number of shares	None
Redemption fee retained by the UCITS	Net asset value x number of shares	None

Fees charged to the UCITS		Basis	Rate	
1	Investment management fees Operating expenses and other services	Net assets	H share	Maximum of 1.50% incl. tax
2	Maximum indirect fees (management fees and expenses)	Net assets	The subfund undertakes to subscribe only to UCIs for which financial management fees and administrative expenses external to the management company are less than 2.40% including tax per annum of the net assets and performance fees do not exceed 25% of the outperformance of the UCI	
3	Transaction fees received by the management company	Payable on each transaction or operation	None	
4	Performance fee	Net assets	H share	15% including taxes of the fund's outperformance, net of fixed management fees, relative to its benchmark index, provided the fund's performance is positive

The fees due for the management of the UCITS in application of 4° of II of Article L. 621-5-3 of the French Monetary and Financial Code; the exceptional and non-recurring duties, taxes, fees, and government rights (related to the subfund) are charged to the subfund.

In addition to the fees set out above, other fees may be borne by the subfund in certain circumstances, such as extraordinary and non-recurring costs relating to debt recovery or proceedings to assert a right, provided that these fees are consistently lower than the amounts recovered.

Furthermore, research fees pursuant to article 314-21 of the AMF General Regulation may be billed to the subfund. Additional information on how these research costs work is available from the management company.

Information about management fees:

Part of these fees may be retroceded to third parties with which the management company has direct or indirect marketing/referencing agreements (distributors and sub-distributors in the case of distribution chains). Some of these third parties may belong to the same group as the management company. These fees, if any, are calculated on the basis of a percentage of the investment management fees actually applied and are invoiced to the management company. Further information about this scheme can be obtained from your financial intermediary.

Procedures for calculating the performance fee

Frequency of crystallisation of the performance fee and observation period:

The frequency of crystallisation, i.e. the frequency at which the provisions for the performance fees can be definitively retained by the management company, is annual.

Given the conversion of the form of the fund from an FCP to a SICAV, the next observation period will run from 24/04/2023 to 31/03/2025. It will then be each year from 1 April to 31 March.

The performance reference period

The performance reference period is the period during which the performance is measured and compared to that of the reference indicator, at the end of which the mechanism for compensating for past underperformance (or negative performance) can be reset. This period is set at five rolling years.

Reference Indicator

80% MSCI World ACWI NR in EUR + 20% Bloomberg Euro Aggregate Treasury 1-3 years

Calculation method

The performance fee is provisioned at each net asset value.

The performance fee is adjusted at each net asset value calculation, on the basis of 15% including all taxes of the outperformance of the fund compared to the reference indicator, on the condition that the fund's performance is positive (the net asset value is higher than the net asset value at the start of the period).

If the UCI underperforms the reference indicator, this provision is adjusted through reversals. Provision reversals are capped at the level of the allocations made.

The methodology applied for the calculation of the performance fee is based on the “fictional asset” calculation method, which simulates a fictional asset subject to the same subscription and redemption conditions as the original subfund, incremented by the performance of the reference indicator. This fictional asset is then compared with the performance of the subfund’s actual assets. The difference between the two assets is therefore the outperformance of the fund compared to its reference indicator.

Payment of the performance fee and catch-up period

- In the event that the fund has outperformed at the end of the observation period and that it has a positive performance, the management company takes the fees provisioned for and a new observation period starts.
- In the event that the fund has outperformed at the end of the observation period and has a negative performance, the management company takes no performance fee but a new observation period starts.
- In the case that the fund has underperformed its reference indicator at the end of the observation period, no fee is charged and the initial observation period is extended by 12 months (catch-up period) so that this underperformance may be compensated for before a performance fee becomes payable again.
- The observation period may be extended as such by up to five years (reference period). Beyond that, if the residual underperformance has not been caught up, it will be abandoned. If a year of underperformance has occurred within this first 5-year period and has not been caught up by the end of this first period, a new period of up to 5 years will begin from this new year of underperformance.

When shares are redeemed, if there is a provision for performance fees, the amount proportional to the redeemed shares is paid to the management company.

Examples

First case: the fund outperforms its benchmark in each observation period.

Fees are taken for each observation period, and each observation period will be 12 months.

Second case:

Depending on the observation period, the fund underperforms or outperforms its reference indicator:

	Fund performance	Index performance	Relative performance over the year	Underperformance of the previous year to be offset	Net relative performance	Underperformance to be offset over the next year	Performance fee	Performance fee calculation
Year 1	5%	0%	5%	0%	5%	0%	Yes	15% x 5%
Year 2	3%	3%	0%	0%	0%	0%	No	-
Year 3	-5%	0%	-5%	0%	-5%	-5%	No	-
Year 4	5%	2%	3%	-5%	-2%	-2%	No	-
Year 5	7%	5%	2%	-2%	0%	0%	No	-
Year 6	10%	5%	5%	0%	5%	0%	Yes	15% x 5%
Year 7	9%	4%	5%	0%	5%	0%	Yes	15% x 5%
Year 8	-15%	-5%	-10%	0%	-10%	-10%	No	-
Year 9	-2%	-4%	2%	-10%	-8%	-8%	No	-
Year 10	0%	-2%	2%	-8%	-6%	-6%	No	-
Year 11	2%	0%	2%	-6%	-4%	-4%	No	-
Year 12	10%	10%	0%	-4%	-4%	0%*	No	-
Year 13	6%	4%	2%	0%	2%	0%	Yes	15% x 2%
Year 14	-6%	0%	-6%	0%	-6%	-6%	No	-
Year 15	4%	2%	2%	-6%	-4%	-4%	No	-
Year 16	6%	4%	2%	-4%	-2%	-2%	No	-
Year 17	10%	14%	-4%	-2%	-6%	-6%	No	-
Year 18	7%	7%	0%	-6%	-6%	-4%**	No	-
Year 19	6%	1%	5%	-4%	1%	0%	Yes	15% x 1%

* The underperformance of year 12 to be offset in the following year (year 13) is 0% and not -4% (“theoretical” underperformance to be offset the following year). The residual underperformance of year 8 that was not fully offset in the subsequent years is abandoned since the five-year reference period expired (the underperformance of year 8 could only be offset until year 12).

** The underperformance of year 18 to be offset in the following year (year 19) is -4% and not -6% (“theoretical” underperformance to be offset the following year). The share of the residual underperformance of year 14 (-2%) that was not fully offset in the subsequent years is abandoned since the five-year reference period expired (the underperformance of year 14 could only be offset until year 18)

Intermediary selection policy

Intermediaries and counterparties are selected from a predefined list by means of a competitive process. The list is established based on selection criteria specified in the policy for selection of market intermediaries available on the management company's website.

ECHIQUIER VALUE EUROPE subfund

- AD share: FR0013484037
- I share: FR0010600239
- I-N share: FR0011524396
- P share: FR0010547067
- S share: FR0013245420
- B share: FR0014013H08

Investment objective

The objective of the Echiquier Value Europe subfund is to invest in European equity markets, by selecting securities that meet socially responsible investment criteria (according to the Management Company's analysis) and whose valuation is deemed undervalued by the Management Company ("value stocks"), while seeking to limit the risks of significant fluctuations in the portfolio.

Benchmark

The subfund is actively managed. The MSCI Europe Net Total Return index is used as an ex-post performance benchmark. The management strategy is discretionary and unconstrained by the index.

The subfund is managed using a pure stock-picking approach, without reference to an index or a business sector. It is therefore not subject to any benchmark index. However, in order to allow shareholders to make ex-post performance comparisons, it is possible to compare the fund's performance with that of the MSCI Europe Net Total Return index (composed of European equities) converted into euros and calculated net dividends reinvested.

Investment strategy

1. Strategy used

In order to achieve its investment objective, at least 75% of the subfund's total assets will be exposed to equities of European Union countries, with a very large proportion of equities listed in euros.

The management of the subfund is totally independent of business sectors. The subfund will not have a preference for any of the business sectors selected. Similarly, the size of the target company, its market capitalisation and its listing market will not be taken into account. These companies will be chosen from among large, medium and small caps according to their economic and stock market interest, according to the Management Company's analysis.

The fund can also invest up to 25% in equities not eligible for the PEA and from all geographical regions.

However, regulated equity markets of non-OECD countries (emerging markets) are authorised up to a limit of 10% of the subfund's total net assets.

Extra-financial approach and portfolio construction

The manager carries out a rigorous securities selection via a two-step process:

- The first consists of an extra-financial approach based on exclusion lists and the quantitative extra-financial rating of the issuers.

The second aims to select the securities according to their financial and extra-financial characteristics.

First step: Systematic extra-financial analysis

The Management Company implements an exclusion filter, for which the list is drawn up at the LBP AM Group level and defined in its exclusion policy. It consists of norm-based and sector exclusions. The norm-based exclusions concern issuers that present critical risks of serious and/or repeated breaches and/or involved in serious, proven and repeated controversies with respect to the United Nations Global Compact, Guiding Principles on Business and Human Rights or the OECD Guidelines for Multinational Enterprises.

The sector exclusions concern issuers generating significant revenue in business sectors that present ethical and reputation risks, such as tobacco, gambling and coal. A more complete description of the exclusions is provided in the Management Company's "Exclusion Policy" document available on its website (<https://www.lfde.com>).

Furthermore, the issuers undergo a quantitative extra-financial analysis using the LPB AM group's proprietary tool: GREaT. The extra-financial rating of the issuers, which applies to all the asset classes, is based on four pillars that enable a pragmatic and differentiating analysis:

- responsible governance: the purpose of this pillar is to assess the organisation and effectiveness of powers within each issuer (for example, for companies: to assess the balance of powers, executive compensation, business ethics or tax practices);
- sustainable resource management: this pillar makes it possible, for example, to study environmental impacts and human capital for each issuer (for example, quality of working conditions or management of relations with suppliers);
- the economic and energy transition: this pillar makes it possible, for example, to assess each issuer's strategy to support the energy transition (for example, greenhouse gas reduction approach, response to long-term challenges);
- regional development: this pillar makes it possible, for example, to analyse each issuer's strategy in terms of access to basic services.

Thus, several criteria are identified for each pillar and monitored using indicators collected from various extra-financial rating agencies. The methodology makes it possible to reduce biases, particularly capital or sector biases, which could artificially improve the rating through allocation decisions. However, the analysis carried out depends on the quality of the information collected and the transparency of the issuers in question.

This rating is nevertheless not intended to constitute a strong constraint on the selection of issuers or the portfolio construction, but is a tool for monitoring the extra-financial risk associated with the issuers.

If this quantitative assessment of the Governance pillar appears to be insufficient or in the case of a significant controversy, the management team will also carry out a qualitative analysis of the

governance. This analysis could result in a decision not to invest or to divest from the company in question.

In any event, 75%¹ of the portfolio's net assets are permanently made up of securities subject to an extra-financial analysis.

Second step: Selection of securities according to their financial and extra-financial characteristics.

Following this first step, the manager carries out a fundamental analysis of each issuer based on the following criteria:

- Analysis of the company's management;
- Quality of its financial structure;
- Visibility on future earnings;
- Analysis of the financial statements;
- The growth prospects for its business;
- The speculative nature of the security.

Voting and engagement

La Financière de l'Echiquier has adhered to the shareholder engagement policy of the LBP AM group and delegated the exercise of voting rights to LBP AM.

For more information, investors should refer to the Voting and Engagement Policy available on www.lfde.com.

Notes relating to the SFDR

The subfund falls under article 8 of Regulation (EU) 2019/2088 of the European Parliament and of the Council of 27 November 2019 on sustainability-related disclosures in the financial services sector (the "SFDR").

Sustainable investment

A sustainable investment meets three criteria:

- the company's activity contributes positively to an environmental or social objective;
- it does not cause significant harm to any of these objectives;
- the company applies good governance practices

The subfund commits to making sustainable investments of at least 10% of the net assets.

Consideration of the European Taxonomy

The six objectives of the European Taxonomy are taken into account in the quantitative extra-financial rating via the proprietary scoring tool. Companies whose activity contributes to achieving the European Taxonomy's environmental objectives are therefore favoured by the rating tool. However, the rating assigned to each security is the result of a global and systematic analysis that also takes into account criteria linked to social objectives.

The subfund undertakes to invest at least 0% in activities aligned with the European Taxonomy.

In this case, the principle which states "do no significant harm" applies only to underlying investments which take into account European Union criteria in matters of environmentally sustainable economic activities and not the remaining portion of the underlying investments. The investments underlying the remaining portion of this financial product do not take into account the criteria of the European Union in matters of environmentally sustainable economic activities.

2. Techniques and instruments used

a) Assets (excluding embedded derivatives)

Equities

As a fund eligible for the PEA, at least 75% of the portfolio is invested in the company shares eligible for the PEA. Issuers of securities eligible for the PEA have their registered office in a Member State of the European Union or in another State party to the Agreement on the European Economic Area (EEA) that is not a member of the European Union that has entered into a tax treaty with France containing an administrative clause to combat tax avoidance and evasion. These equities will be chosen without reference to an index, a basket of indices or a business sector. Similarly, the size of the company and the amount of its market capitalisation are not a selection criterion for this fund's managers.

Equities on all regulated markets in non-OECD countries (emerging markets) are also authorised up to a limit of 10% of the subfund's total net assets.

• Debt securities and money-market instruments

Bonds, treasury bills and other negotiable debt securities (short-term negotiable securities, BTANs) up to a limit of 25% of the subfund's total net assets.

Based on the investment universe defined above (geographical area, maturity), the Management Company conducts an internal credit risk analysis to select or sell a security. The Management Company does not therefore automatically and exclusively use ratings provided by rating agencies but integrates its own analysis to assess the rating and so decide on its acquisition, retention in assets or disposal.

¹ Depending on the assets eligible for the Fund's strategy, bonds and other debt securities issued by public or quasi-public issuers as well as cash held on an ancillary basis are excluded from the calculation base for the % of net assets subject to extra-financial analysis.

These investment vehicles will be denominated in euro and have a minimum rating of BBB (i.e. investment grade) according to Standard & Poor's or equivalent or considered as such by the management team. The credit risk assessment is based on the Basel method, which stipulates that if the security is rated by the main existing rating agencies, the agency rating used is (i) the lowest of the two best, if the security is rated by at least three agencies; or (ii) the lowest of the two ratings, if the security is rated by only two agencies; or (iii) the rating issued by the only agency that has rated the security, if the security is rated by only one agency) or a rating deemed equivalent by the Management Company, subject to the issuer's eligibility with regard to the internal analysis of the security's risk/return profile (profitability, credit, liquidity, maturity).

Unrated bond issues or issues with ratings below Investment Grade may not exceed a limit of 5%, subject to the issuer's eligibility based on the internal analysis of the security's risk/return profile (profitability, credit, liquidity, maturity). Unrated securities must undergo an internal assessment by the Management Company

If the issue is not rated, the issuer or guarantor rating will replace the issue rating, incorporating the level of subordination of the issue if necessary.

UCITS and AIFs

The subfund may invest up to 10% of its net assets in units or shares of French and/or European AIFs and UCITS and AIFs that meet the four criteria of Article R214-13 of the French Monetary and Financial Code. These UCITS and/or AIFs will be either short-term money market UCIs, equity UCIs from European Union countries, or listed index-linked UCIs (ETFs or trackers¹). The underlying UCIs will be selected in order to achieve the fund's objective and/or to invest the fund's cash.

The subfund may invest in funds of the Management Company or an associate company. If these are not internal UCIs, there may be disparities in the extra-financial approach between those adopted by the fund's Management Company and those adopted by the management company managing the selected external UCIs. Moreover, these UCIs will not necessarily have an extra-financial approach. In any event, the fund's Management Company will favour the selection of UCIs with an extra-financial approach compatible with its own philosophy.

b) Derivatives

Type of markets:

The subfund may invest in futures and options traded on French or foreign regulated markets.

Risks to which the manager seeks exposure:

Equity risk.

Purpose of the transactions:

The manager may take positions:

- to expose the portfolio to equity risk for a maximum of 10% of the net assets;
- to expose the portfolio to equity risk for a maximum of 25% of the net assets.

Type of instruments used:

It may invest in plain vanilla listed futures and options (listed equities or listed equity indices).

The subfund will not trade in credit derivatives.

Strategy for using derivatives to achieve the investment objective:

Derivatives are used:

- to achieve the investment objective;
- to make adjustments for money flows, particularly in the event of significant subscription and redemption flows for the UCITS;
- in order to adapt to certain market conditions (major market movements, better liquidity or efficiency of derivatives, for example).

Equity index derivatives: these instruments will be used to hedge equity risk. They may also be used temporarily to expose the portfolios. The Management Company deems that index derivatives are not used to steer the ESG performance of funds.

Single-name equity derivatives: the purchase or sale of single-name equity derivatives is possible for hedging or temporary exposure purposes, provided that the same level of requirement in terms of the portfolio's ESG performance is met before and after single-name derivatives are taken into account. To do this, the underlying security of the derivative will be valued using the same ESG methodology as the physical securities. "Temporary" refers to a term of less than one year (including roll). Short-selling of a security, either directly or synthetically, is not permitted. The portfolio will comply with a minimum of 50% physical securities, a single-name derivative hedging limit of 20% and a maximum exposure of 150%.

It should be noted that these derivatives will only be used on an exceptional basis, over a very short period, in order to deal with significant movements in liabilities that could not be traded on the markets. The fund is managed on a fully discretionary basis, without the implementation of systematic strategies.

The subfund's leverage on all markets (resulting from direct investment in financial instruments and the use of derivatives) may not exceed 125% of assets (net leverage) or 200% of assets (gross leverage).

The subfund will not trade in credit derivatives.

¹ UCIs, SICAVs or equivalent instruments issued under foreign law that replicate, either directly or through investment, the securities comprising an index (for example: FTSE MTS Global, FTSE MTS 3-5 years, Iboxx, etc.) and continuously tradable on a regulated market.

c) Securities with embedded derivatives

None.

d) Deposits

The subfund reserves the right to invest up to 20% of its net assets in deposits, mainly for cash management purposes.

e) Cash borrowings

The subfund will not borrow cash. Nevertheless, an occasional temporary debit position may exist as a result of transactions linked to the subfund's flows (investments and divestments in progress, subscriptions or redemptions, etc.) up to a maximum of 10% of net assets.

f) Securities financing transactions

Types of transactions used

For the purposes of efficient portfolio management, the subfund may carry out securities financing transactions (repurchase and reverse repurchase agreements for cash, securities lending and borrowing transactions).

Purpose of the transactions, with all transactions being restricted to achieving the investment objective

These transactions are intended to achieve the investment objective and in particular to enable the seizing of market opportunities with a view to improving the portfolio's performance, optimising cash management and the fund's income.

Types of assets that may be the subject of these transactions

The assets that may be the subject of these transactions are securities eligible for the investment strategy (debt securities and bond and money-market instruments as described above).

Planned and authorised level of use

The fund may carry out repurchase and reverse repurchase agreements, for up to 100% of net assets, and securities lending/borrowing transactions, for up to 10% of net assets.

Selection of counterparties

A procedure for selecting the counterparties with which these transactions are entered into prevents the risk of a conflict of interest when carrying out these transactions.

Additional information on the counterparty selection procedure can be found in the "Fees and Expenses" section.

Counterparties used for securities financing transactions are financial institutions with their registered office in the OECD and a minimum rating of BBB- at the time of execution of the transaction.

Remuneration

Additional information on remuneration can be found in the "Fees and expenses" section.

g) Collateral arrangements

To achieve its investment objective, the fund may receive and grant financial collateral, in securities or cash, and may only reinvest the cash received as collateral in units or shares of short-term money market UCIs, in high-quality government bonds, in reverse repurchase agreements on securities eligible for the investment strategy or in deposits with credit institutions.

Financial collateral received must comply with the following rules:

- Issuer credit quality: financial collateral received in securities are either OECD government bonds, supranational bonds or covered bonds (with no maturity limit);
- Liquidity: financial collateral received other than in cash must be liquid and traded at transparent prices;
- Correlation: the collateral is issued by an entity independent of the counterparty;
- Diversification: the counterparty risk in over-the-counter transactions may not exceed 10% of net assets; exposure to a given collateral issuer may not exceed 20% of net assets;
- Custody: any financial collateral received is held with the fund's depository or by one of its agents or third parties under its control, or by any third-party depository subject to prudential supervision.

In accordance with its internal policy for managing financial collateral, the Management Company determines:

- The level of financial collateral required; and
- The level of haircut applicable to assets received as collateral, in particular depending on the type, the credit quality of the issuers, their maturity, their reference currency and their liquidity and volatility.

In accordance with the valuation rules set out in this prospectus, the Management Company will carry out a daily valuation of the collateral received on the basis of market prices (mark-to-market). Margin calls will be made in accordance with the terms of the collateral agreements.

The financial collateral received involving transfer of ownership will be held by the fund's depository.

Risk profile

The fund will mainly be invested in financial instruments selected by the Management Company. These instruments will be subject to stock market changes and uncertainties.

The main risks to which the investor is exposed in respect of the techniques used are:

▪ **currency risk:** this corresponds to the risk of a fall in the various portfolio security currencies relative to the euro, the portfolio's reference currency. Exposure to currency risk may represent up to 50% of assets in currencies other than the euro. This exposure may be reduced by using the various financial instruments presented as part of the investment strategy. However, a depreciation of the currencies in which the portfolio is invested against the euro could lead to a decrease in the fund's net asset value.

▪ **risk of capital loss:** capital loss occurs when a share is sold for less than its price at the time of subscription. This risk is linked to the fact that the subfund is permanently exposed to equities, for at least 75% of its total assets, and does not offer any capital protection or guarantee. As a result, there is a risk that the capital invested may not be returned in full.

▪ **equity and market risk:** the fund's net asset value may experience volatility caused by the investment of a very large portion of the portfolio in equity markets. The fund may be exposed directly or indirectly, via shares and/or units of UCITS and/or AIFs, to small and mid cap markets (less than €5bn and €10bn, respectively). This exposure may potentially represent more than 50% of total assets. The volume of these securities listed on the stock exchange is low. As a result, market movements, both upward and downward, are more pronounced and more rapid than for large caps. The fund's net asset value will then follow this behaviour.

▪ **a risk associated with investments in small and mid caps:** investors should be aware that, due to their specific characteristics, these small cap equities may present volatility risks leading to a greater and faster decline in the fund's net asset value. However, this type of investment will not be predominant in the management of the fund.

▪ **discretionary management risk:** the discretionary management style is based on anticipating changes in the various markets (equities, bonds). There is a risk that the fund might not be invested in the best-performing securities at all times.

▪ **interest-rate risk linked to changes in interest rates:** this is the risk of a fall in the value of fixed-income instruments resulting from changes in interest rates. It is measured by sensitivity. The fund's net asset value may decrease in periods of rising interest rates (positive sensitivity) or of falling interest rates (negative sensitivity).

▪ **sustainability risk:** any environmental, social or governance event or situation that, if it occurs, could have an actual or potential negative impact on the value of the investment. More specifically, the negative effects of sustainability risks could affect companies in the portfolio via a series of mechanisms, especially: 1) lower revenues; 2) increased costs; 3) loss or depreciation in asset value; 4) higher cost of capital; and 5) fines or regulatory risks. Environmental, social and governance (ESG) criteria are integrated into the portfolio management process in order to take sustainability risks into account in investment decisions.

The ancillary risks associated with the techniques used are as follows:

▪ **liquidity risk:** this risk mainly applies to securities with a low trading volume and for which it is therefore more difficult to find a buyer/seller at a reasonable price at any time. This particularly arises in the case of large subscriptions/redemptions relative to the size of the portfolio.

▪ **risk associated with investments in emerging markets:** investing in emerging markets involves a high degree of risk due to the political and economic situation of those markets, which may affect the value of the fund's investments. Their operating and monitoring conditions may differ from the standards prevailing on the major international markets. In addition, an investment in those markets involves risks related to restrictions on foreign investments, counterparties, higher market volatility, delays in settlements/deliveries, as well as reduced liquidity on certain lines comprising the fund's portfolio.

Maximum exposure to emerging markets is 10% of net assets.

▪ **credit risk linked to changes in yields or payment defaults relating to private issues.** An increase in the yield spreads of private issues in the portfolio, or even a default on an issue, may result in a decrease in the fund's net asset value. This risk remains low due to both the secondary nature of investments in private issues and the diversification in terms of credit quality.

▪ **counterparty risk (associated with securities financing transactions):** the fund is exposed to the risk of non-payment by the counterparty with which the transaction is negotiated. This risk may cause a decline in the fund's net asset value.

In addition to the counterparty risk presented above, the risks associated with securities financing transactions may include liquidity risks, legal risks (the risk of inadequate drafting of contracts entered into with counterparties) and operational risks (settlement/delivery risk).

▪ **risk associated with the use of derivative financial instruments:** the strategies implemented via derivative financial instruments are derived from the management team's expectations. If market trends do not prove to be in line with the strategies implemented, this could lead to a decrease in the fund's net asset value.

Guarantee or protection

None.

Eligible investors and typical investor profile

The AD shares are intended for all investors and are specifically intended to serve as a unit-linked vehicle for GMO and ASCENDO life insurance policies offered by La Banque Postale Group.

The I shares are intended for institutional investors.

The I-N and K shares are intended for all investors and specifically for institutional investors.

The P shares are intended for all investors.

The S shares are intended in particular for marketing by financial intermediaries other than the Management Company.

Reserved for distribution via international financial intermediaries or via entities of the La Banque Postale group.

This fund is intended for any investor (natural person or legal entity) who wishes to invest in a UCITS that invests more than 75% of its net assets in equity markets and who thereby accepts the risks associated with fluctuations in those markets.

The amount that can be reasonably invested in this fund depends on each investor's personal situation. To determine this amount, investors should consider their personal wealth or assets, their current financial needs and needs at a minimum investment horizon of five years, as well as their inclination to assume risk or, conversely, to adopt a cautious investment profile. We also strongly advise investors to diversify their investments so that they are not wholly exposed to this fund's risks. Investors are therefore invited to review their particular situation with their financial advisor.

The Fund may be used as a unit of account for life insurance policies with a term of eight years or more.

It is expressly recalled that the UCITS concerned by this document may be subject to marketing restrictions with regard to legal or natural persons who, by reason of their nationality, residence, registered office/place of registration or for any other reason, are subject to a foreign jurisdiction that prohibits or limits the offer of certain products or services (in particular financial instruments).

• Case of "US Persons"

The shares have not been, and will not be, registered under the US Securities Act of 1933 (hereinafter the "1933 Act") or under any law applicable in a US state, and they cannot be directly or indirectly transferred, offered or sold in the United States of America (including its territories and possessions) or to any "US Person", as defined by Regulation S of the 1933 Act adopted by the Securities and Exchange Commission ("SEC"), unless (i) the shares have been registered or (ii) an exemption was applied with the prior consent of the Board of Directors.

The fund is not, and will not be, registered under the US Investment Company Act of 1940. Any sale or transfer of shares in the United States of America or to a US Person may constitute a violation of US law and requires prior written consent from the Board of Directors. Persons wishing to purchase or subscribe for

shares will have to provide written certification stating that they are not US Persons.

The fund's Management Company has the power to impose restrictions (i) on the ownership of shares by a US Person, and thus the power to carry out compulsory redemption of the shares held, in accordance with the terms of the fund rules, and (ii) on the transfer of units to a US Person. This power extends to any person who: (a) appears to be directly or indirectly in violation of the laws and regulations of any country or government authority; or (b) may, in the opinion of the fund's Management Company, cause damage to the fund that it would otherwise not have suffered.

The offering of shares has not been authorised or rejected by the SEC, the specialist commission of a US state or any other US regulatory authority. Equally, said authorities have neither accepted nor dismissed the merits of this offering, nor the accuracy or suitability of documents relating to this offering. Any statement to the contrary is against the law.

Shareholders must immediately inform the fund's Management Company if they become a US Person. Shareholders who become a US Person will no longer be permitted to acquire new shares and may be required at any time to relinquish their shares to someone who is not a US Person. The fund's Management Company reserves the right to make the compulsory redemption, in accordance with the terms of the fund rules, of any share directly or indirectly held by a US Person, or any shares held by a person in breach of the law or contrary to the interests of the fund.

A definition of US Person is available at: <http://www.sec.gov/about/laws/secrulesregs.htm>.

• Case of Russian and Belarusian nationals

The shares of the fund are not open to subscription by investors affected by prohibition measures taken in accordance with the provisions of Article 5f of Council Regulation 833/2014 on restrictive measures in respect of Russian actions destabilising the situation in Ukraine, as amended. This prohibition applies to any Russian or Belarusian national, any natural person residing in Russia or Belarus, any legal person, entity or body established in Russia or Belarus.

Recommended investment period

More than 5 years.

Methods for determining and appropriating distributable amounts

Distributable amounts will be paid out within a maximum of five months following the financial year-end.

The I, I-N, P, S and B shares are accumulation only units for both Allocation 1 and Allocation 2.

The AD shares are accumulation and/or distribution and/or carry-forward shares for both Allocation 1 and Allocation 2.

Characteristics of the shares and initial net asset value of the share

The shares are expressed in ten-thousandths and denominated in euros.

- AD share: €100
- I share: €100
- I-N share: €100
- P share: €91.46
- S share: €100
- B share: €100

Subscription and redemption procedures

Orders are executed in accordance with the table below:

T	T: date of establishment of the net asset value	T+1 working day	T+2 working days	T+2 working days
Centralisation of subscription and redemption orders before 14:30 noon	Execution of the order at the latest during day T	Publication of the net asset value	Delivery of subscriptions	Settlement of redemptions

Shareholders should be aware that orders transmitted to distributors other than the institutions mentioned above must take into account that the cut-off time for centralising orders applies to said distributors in respect of BNP Paribas SA. Consequently, those distributors may apply their own cut-off times, earlier than the cut-off time mentioned above, in order to take into account the time they take to transmit the orders to BNP Paribas SA.

Only investors with access to the IZNES shared electronic registration system may send their subscription and redemption orders to IZNES.

Subscriptions and redemptions may be made in amount or in number of shares, divided into ten-thousandths.

Minimum subscription amount:

	AD share	I share	I-N share	P share	S share	B share
Minimum initial subscription	None	EUR 100,000 minimum	EUR 25,000,000	None	None	None
Minimum amount of the following subscriptions	None	None	None	None	None	None

Gate provision

The UCI has a gate mechanism to cap redemptions. The Management Company may not execute in full redemption requests centralised on the same Net Asset Value in view of the consequences on liquidity management, in order to enable balanced management of the UCI and thus equal treatment of investors.

Calculation method and threshold used:

If, on a given centralisation date, the sum of redemption requests minus the sum of subscription requests represents more than five (5)% of the Net Assets, the Management Company may decide to trigger the gate provision to cap redemptions. The Management Company may decide to honour redemption requests above the five (5)% threshold if liquidity conditions permit it and thus partially execute redemption orders at a higher rate or in full. The mechanism for capping redemptions can be applied to 20 net asset values over 3 months and may not exceed 1 month if it is activated consecutively on each net asset value during 1 month. Information to shareholders if the provision is triggered:

If the redemption cap system is activated, investors and potential investors will be informed by the Management Company by any means via the Management Company's website or by any other appropriate means. Furthermore, investors whose redemption requests have been only partially executed or not executed will be informed specifically by their account keeper as soon as possible after the centralisation date.

Capping of redemption orders:

All redemption requests will therefore be reduced proportionally and expressed as a decimal number of shares (rounded up to the next decimal place, with the number of decimals in force for the UCI).

Processing of non-executed orders:

In the event of activation of the mechanism by the Management Company, requests for redemptions of shares not fully honoured on the Net Asset Value Calculation Date will be automatically carried forward to the next Net Asset Value without the possibility of cancellation by the Investor and will not be given priority over new redemption requests received for this Net Asset Value.

Exemptions from the trigger mechanism:

The mechanism will not be triggered when the redemption order is immediately followed by a subscription by the same Investor of an equal amount, or an equal number of shares, and carried out on the same Net Asset Value date and the same ISIN code.

Illustration:

If the total of redemption requests, net of subscriptions, on a date T represents 10% of the Fund's net assets, they may be capped at 5% if the liquidity conditions of the Fund's assets are insufficient. Redemptions will therefore be partially executed on date T, by 50% (the ratio between the share of net redemptions of 10% and the 5% threshold) and the balance of 5% will be postponed to the next day. If, on date T+1, the sum of the amount of redemptions net of subscriptions on T+1, and the amount of redemptions carried forward from the previous day, represent less than 5% of the Fund's net assets (trigger threshold of the provision), they will no longer be capped. On the other hand, if they are again above 5%, and liquidity conditions remain insufficient to meet them, the mechanism will be extended by one day, and will be renewed until all redemptions can be met.

Body appointed to receive subscriptions and redemptions

BNP Paribas SA

16, Boulevard des Italiens, 75009 Paris

IZNES, 18 Boulevard Malesherbes, 75008 Paris – France

for eligible investors with access to the shared electronic registration system.

Determination of the net asset value

The net asset value is established and published daily, with the exception of public holidays within the meaning of the French Labour Code and the market closure calendar (official Euronext calendar).

The method for calculating the net asset value is specified in the section entitled "Asset valuation and accounting rules".

The net asset value is available upon request from the Management Company on +33 (0)1.47.23.90.90 or on its website (www.lfde.com)

Shareholders should be aware that orders transmitted to distributors other than the institutions mentioned above must take into account that the cut-off time for centralising orders applies to said distributors in respect of BNP PARIBAS SA and IZNES. Consequently, those distributors may apply their own cut-off times, earlier than the cut-off time mentioned above, in order to take into account the time they take to transmit the orders to BNP PARIBAS SA and IZNES. Only investors with access to the IZNES shared electronic registration system may send their subscription and redemption orders to IZNES.

Fees and expenses

Subscription and redemption fees

Subscription and redemption fees are added to the subscription price paid by the investor or deducted from the conversion price. The fees retained by the UCITS are used to offset the costs incurred by the UCITS in investing or divesting the assets entrusted to it. Fees not retained by the UCITS revert to the Management Company, the distributor, etc.

Fees borne by the investor, deducted at the time of subscriptions and redemptions	Basis	Rate
Subscription fee not retained by the UCITS	Net asset value x number of shares	<p>AD share: Maximum of 3.00%</p> <ul style="list-style-type: none"> • None for subscriptions made in the context of life insurance policies offered by La Banque Postale Group entities • None for subscriptions made by a unitholder following a redemption request relating to the same number of securities and the same net asset value • None for reinvestment of dividends within three months of their payment date <p>I share: none I-N, P, S and B shares: Maximum of 3.00%</p>
Subscription fee retained by the UCITS	Net asset value x number of shares	None
Redemption fee not retained by the UCITS	Net asset value x number of shares	None
Redemption fee retained by the UCITS	Net asset value x number of shares	None

Operating and management fees

These fees cover all costs invoiced directly to the UCITS, with the exception of transaction fees. Transaction fees include intermediation fees (brokerage fees, stock market taxes, etc.) and turnover commissions, where applicable, which may be collected by the Depositary and the Management Company in particular.

The following fees may be charged in addition to operating and management fees:

- turnover commissions invoiced to the UCITS;
- indirect management fees related to subscriptions to UCITS comprising the fund's assets;
- a share of the income from securities financing transactions.

For more details on the fees actually charged to the UCITS, please refer to the Key Investor Information Document.

	Fees charged to the UCITS	Basis	Interest rate
1	Investment management fees	Net assets	<p>AD and P shares: Maximum of 2.00% incl. tax</p> <p>I share: Maximum of 0.95% incl. tax</p> <p>I-N share: maximum of 0.34% incl. tax (1)</p> <p>S share: Maximum of 1.16% incl. tax</p> <p>B share: Maximum of 1.55% incl. tax</p>
2	Operating expenses and other services	Net assets	Applied to all shares: Maximum of 0.09% incl. tax
3	Maximum indirect fees (management fees and expenses)	Net assets	N/S
4	Performance fee	Net assets	None

(1) The fees does not include any distribution fee payable to the distributor.

With the exception of research costs (see below), the only costs that may be outside the scope of the costs mentioned in the table above are:

- contributions due for management of this Fund pursuant to Article L. 621-5-3 II, 3°, d) of the French Monetary and Financial Code;
- exceptional and non-recurring taxes, duties, fees and government duties (in relation to the Fund);
- exceptional and non-recurring costs for debt recovery or legal proceedings to enforce a right.

Information relating to these fees is also described ex post in the Subfund's annual report.

Furthermore, concerning research fees as defined by Article 314-21 of the AMF General Regulation, they can be charged to the Fund. Additional information on how these research costs work is available from the management company.

Information about management fees:

Part of these fees may be retroceded to third parties with which the management company has direct or indirect marketing/referencing agreements (distributors and sub-distributors in the case of distribution chains). Some of these third parties may belong to the same group as the management company. These fees, if any, are calculated on the basis of a percentage of the investment management fees actually applied and are invoiced to the management company. Further information about this scheme can be obtained from your financial intermediary.

Information on operating expenses and other services:

These fees are charged on the basis of the fixed rate indicated above. This fixed rate may be taken even if the actual operating expenses and other services are lower than this rate and, conversely, if the actual operating expenses and other services were to exceed this rate, the excess of this rate would be taken as a charge by the Management Company.

These operating fees and other services are used to cover:

- Fund registration and listing fees
- Costs of information to clients and distributors
- Data charges
- Depositary, legal, audit and tax fees, etc.
- Expenses related to compliance with regulatory obligations and regulatory reporting
- Operating expenses
- Know Your Customer costs

Securities financing transactions

Income from securities financing transactions, including income generated by the reinvestment of cash collateral linked to transactions, net of direct and indirect operating costs, is returned to the fund.

Direct and indirect operating costs are borne by the Management Company. The share of these costs may not exceed 50% of the revenue generated.

Please refer to the fund's annual report for any further information.

Procedure for selecting intermediaries

Intermediaries must belong to the list drawn up by the Management Company, which is reviewed periodically. Selection is based primarily on the quality of execution.

3. Marketing information

Requests for information and the documentation of the subfund may be addressed directly to the management company:

LA FINANCIERE DE L'ECHIQUIER
53 Avenue d'Iéna
75116 Paris
www.lfde.com

The subfund's net asset value may be obtained from the management company on request.

The SICAV's shareholders may obtain additional information from the company's website (www.lfde.com) relating to consideration given in La Financière de l'Echiquier's investment policy to environmental, social, and quality of governance criteria.

Professional investors subject to prudential requirements (Solvency II) may ask the management company for funds' asset portfolios. Communication of such information shall be managed in accordance with the provisions defined by the AMF. For any further information, shareholders may contact the management company.

Investment restrictions

The shares have not been, and will not be, registered under the US Securities Act of 1933 (hereinafter "the 1933 Act") or under any law applicable in a US state, and they cannot be directly or indirectly transferred, offered or sold in the United States of America (including its territories and possessions) or to any US Person, as defined by Regulation S of the 1933 Act adopted by the Securities and Exchange Commission (SEC), unless the shares have been registered or an exemption was applied with the consent of the SICAV.

The SICAV is not and will not be registered under the US Investment Company Act of 1940. Any sale or transfer of shares in the United States of America or to a US Person may constitute a violation of US law and requires prior written consent from the SICAV. Persons wishing to purchase or subscribe for shares will have to provide written certification stating that they are not US Persons.

The SICAV has the power to impose restrictions on the ownership of shares by a US Person and thus the power to carry out compulsory redemption of the shares held and on the transfer of shares to a US Person. This power extends to any person who: (a) appears to be directly or indirectly in violation of the laws and regulations of any country or government authority; or (b) may, in the opinion of the SICAV, cause damage to the SICAV that it would otherwise not have suffered.

The offering of shares has not been authorised or rejected by the SEC, the specialist commission of a US state or any other US regulatory authority. Equally, said authorities have neither accepted nor dismissed the merits of this offering, nor the accuracy or suitability of documents relating to this offering. Any statement to the contrary is against the law. Shareholders must immediately inform the SICAV if they become a US Person.

Shareholders who become a US Person will no longer be permitted to acquire new shares and may be required at any time to relinquish their shares to someone who is not a US Person. The SICAV reserves the right to order the compulsory redemption of any share directly or indirectly held by a US Person, or any shares held by a person in breach of the law or contrary to the interests of the SICAV.

4. Investment rules

Regulatory investment ratios applicable to the UCITS: The legal investment rules applicable to each sub-fund of the SICAV are those governing UCITS with less than 10% of their assets invested in other UCIs, with the exception of the Echiquier Avenir and Avenir Dynamique sub-funds, which may invest up to 100% in other UCIs. In addition, specific investment rules also apply.

5. Global risk

The SICAV calculates overall risk using the commitment method, with the exception of the Echiquier Alpha Major subfund.

Echiquier Alpha Major calculates overall risk using a probabilistic method: calculation of an absolute VaR, equivalent to a 95% VaR over 5 working days with a maximum threshold of 3.5%. This means that the estimate of the probable loss over a week by an underwriter should not exceed 3.5% in 95% of cases. Subscribers' attention is also drawn to the fact that this limit does not constitute a guarantee, but only an objective expressed in terms of probabilities. The UCITS can reach a gross leverage level of 3.

6. Asset valuation and accounting rules

6.1 Valuation rules

a) Valuation method

Financial instruments and securities traded on a regulated market are valued at their market price.

However, the instruments listed below are valued using the following methods:

- European bonds and equities are valued at their closing price, and foreign securities are valued at their last known price.
- Negotiable debt securities and similar instruments that are not traded in large volumes are valued by applying an actuarial method using the rate for issues of equivalent securities, plus or minus, if required, a differential reflecting the issuer's specific characteristics. However, negotiable debt securities with low sensitivity and a residual maturity of three (3) months or less may be valued on a straight-line basis.
- Negotiable debt securities with a residual life of less than three months are valued at their market rate at time of purchase. Any discount or premium is amortised on a straight-line basis over the life of the instrument.
- Negotiable debt securities with a residual life of more than three months are valued at their market price. UCI units or shares are valued at the last known net asset value.
- Securities subject to repurchase agreements are valued according to the rules applicable under the terms of the original contract.
- Financial instruments not traded on a regulated market are valued under the responsibility of the board of directors of the SICAV at their probable trading value.
- Warrants or subscription certificates distributed free of charge with private placements or capital increases will be valued as of their listing on a regulated market or the formation of an OTC market.
- Contracts:
 - Futures are valued at their settlement price and options are valued based on the underlying.
 - The market value for futures is the price in euro multiplied by the number of contracts.
 - The market value for options is equal to the conversion value of the underlying.
 - Interest rate swaps are valued at market value based on the terms of the contract.
 - Off-balance sheet transactions are valued at their market value.

Redemption gate mechanism:

Each of the SICAV's subfunds has its own gate provision for capping redemptions.

- Financial instruments for which the price has not been established on the valuation date or the price was corrected are valued at their probable market value as determined by the board of directors of the management company. The auditors are provided with these valuations and the basis therefore in the course of their audit.

b) Practical details

- Equities and bonds are valued using prices extracted from Bloomberg databases, depending on where they are listed:
 - Asia-Oceania: : extraction at 12 noon for a listing at the closing price for that day.
 - North America: : extraction at 9:00 a.m. for a listing at the closing price for the previous day.
: extraction at 4:45 p.m. for a listing at the opening price for that day.
 - Europe (except France): : extraction at 7:30 p.m. for a listing at the closing price for that day.
: extraction at 2:30 p.m. for a listing at the opening price for that day.
: extraction at 9:00 a.m. for a listing at the closing price for the previous day.
 - France : extraction at 12:00 noon and 4:00 p.m. for a listing at the opening price for that day.
: extraction at 5:40 p.m. for a listing at the closing price for that day.
 - Contributors: : extraction at 2:00 p.m. for a listing based on price availability.
- Positions on futures markets on each NAV calculation day are valued at the settlement price for that day.
- Positions on options markets on each NAV calculation day are valued using the principles applied to their underlying:
 - Asia-Oceania: extraction at midday
 - North America: extraction T+1 at 9 a.m.
 - Europe (except France): extraction at 7:30 p.m.
 - France: extraction at 6 p.m.

6.2 Accounting method

- The accounting method used for recording income from financial instruments is the "coupons received" method, with the exception of the subfund Echiquier Hybrid Bonds, which uses the "coupons accrued" method.
- The accounting method for recording transaction fees excludes expenses.
- The SICAV's designated currency is the euro.

Thus, for each subfund, the Management Company could not execute in full redemption requests centralised on the same Net Asset Value in light of the consequences for liquidity management to enable balanced management of the subfund and thus the equal treatment of investors.

Calculation method and threshold used:

If, on a given centralisation date, the sum of redemption requests minus the sum of subscription requests represents more than five (5)% of the Net Assets of the subfund, the Management Company may decide to trigger the gate provision to cap redemptions for the subfund.

The Management Company may decide to honour redemption requests above the five (5)% threshold if liquidity conditions of the subfund permit it and thus partially execute redemption orders at a higher rate or in full.

The mechanism for capping redemptions can be applied to 20 net asset values over 3 months and may not exceed 1 month if it is activated consecutively on each net asset value during 1 month.

Information to shareholders if the provision is triggered:

In the event of activation of the redemption gate mechanism, investors in the subfund whose fraction of the order has been only partially executed or not executed will be informed specifically and as soon as possible after the centralisation date by their account keeper.

Other investors of the subfund as well as potential investors and the public will be informed of the triggering of the gate via an explicit mention on the page of the subfund on the management company's website.

Capping of redemption orders:

All redemption requests will therefore be reduced proportionally and expressed as a number of units.

Processing of non-executed orders:

In the event of activation of the mechanism by the Management Company, requests for redemptions of shares not fully honoured on the Net Asset Value Calculation Date will be automatically carried forward to the next Net Asset Value without the possibility of cancellation by the investor and will not be given priority over new redemption requests received for this Net Asset Value.

Exemptions from the trigger mechanism:

The mechanism will not be triggered when the redemption order is immediately followed by a subscription by the same Investor of an equal amount, or an equal number of shares, and carried out on the same Net Asset Value date and the same ISIN code (round trip transaction).

Illustration:

For a given subfund, if the total of redemption requests, net of subscriptions, on a date T represents 10% of the subfund's net assets, they may be capped at 5% if the liquidity conditions of the subfund's assets are insufficient. Redemptions will therefore be partially executed on date T, by 50% (the ratio between the share of net redemptions of 10% and the 5% threshold) and the balance of 5% will be postponed to the next day.

If, on date T+1, the sum of the amount of redemptions net of subscriptions on T+1, and the amount of redemptions carried forward from the previous day, represent less than 5% of the subfund's net assets (trigger threshold of the provision), they will no longer be capped. On the other hand, if they are again above 5%, and liquidity conditions remain insufficient to meet them, the mechanism will be extended by one day, and will be renewed until all redemptions can be met.

Swing pricing adjustment method with trigger threshold:

Each of the SICAV's subfunds has its own swing pricing mechanism.

Significant subscription/redemption orders for these sub-funds could incur costs related to sub-fund's investment or divestment transactions. In order to protect the interests of the remaining shareholders, the sub-fund implements a swing pricing mechanism with a trigger threshold.

This mechanism allows the Management Company to charge the estimated readjustment costs to the investors making the requests for subscription or redemption of sub-fund shares, thereby protecting the shareholders who remain in the sub-fund.

If, on a net asset value calculation date, the total net subscription/redemption orders of investors across all classes of sub-fund shares exceeds a predetermined threshold, set on the basis of objective criteria by the Management Company as a percentage of the fund's net assets, the net asset value may be adjusted upwards or downwards to take into account the readjustment costs attributable to the net subscription/redemption orders.

The cost and trigger threshold parameters are set by the Management Company and reviewed periodically; this period may not exceed 6 months.

These costs are estimated by the Management Company on the basis of transaction fees, bid/ask spreads and/or any taxes applicable to the sub-fund. As this adjustment is linked to the net balance of subscriptions/redemptions within the sub-fund, it is not possible to accurately predict whether the swing pricing will be applied at any given time in the future.

Consequently, it is also not possible to accurately predict the frequency at which the Management Company will have to make such adjustments, which may not exceed 2% of the net asset value. Investors should be aware that the volatility of the net asset value of the sub-fund might not reflect solely that of the securities held in the portfolio due to the application of the swing pricing.

7. Remuneration

Management companies are required to define a remuneration policy that is consistent with sound and effective risk management. This principle is precisely defined in the AIFM Directive (2011/61/UE, in particular Annex II), the UCITS V Directive (2014/91/EU), as well as in the French Monetary and Financial Code (Article L. 533-22-2) and the AMF General Regulation (Article 319-10).

The AMF has also published professional guidelines for investment services providers with a view to the practical application of legal and regulatory provisions.

Lastly, the remuneration policy complies with Article 5 of the SFDR - Regulation (EU) 2019/2088.

The Management Company's remuneration policy is fully compliant with sound and effective risk management. It does not encourage risk-taking that might be inconsistent with the risk profiles, regulation or regulatory documents of the UCIs managed by the Management Company.

The remuneration policy is aligned with the economic strategy, objectives, values and interests of the Management Company as well as the UCITS it manages, and includes measures to prevent potential conflicts of interests. The remuneration policy has been put in place in order to: actively support the strategy and objectives of the Management Company; promote the competitiveness of the Management Company on the market in which it operates; ensure its attractiveness and the development and retention of motivated and qualified employees.

The general principles of LFDE's remuneration policy are as follows:

- The fixed component of remuneration takes into account the real situation of the labour market.
- The principle of equal pay for men and women, including with respect to career development.
- Each employee undergoes a skills assessment and evaluation process with the definition of qualitative and quantitative objectives
- Non-contractual discretionary variable remuneration that rewards employees' performance. The variable portion is therefore reviewed each year by team and for each employee.
- The principles of variable remuneration comply with a principle of fairness that aims to motivate the greatest number of employees.
- Since 2020, the "contribution to LFDE's responsible investment approach" has been a collective objective, set for all LFDE employees, and is included in determining their annual variable remuneration.
- LFDE implements a deferred variable remuneration mechanism for risk takers awarded a variable remuneration of more than €200 K; in application of the UCITS V and AIFM Directives.

Details regarding the remuneration policy are available on the following website: www.lfde.com or free on request from the Management Company.

8. Articles of incorporation

TITLE 1 – FORM, PURPOSE, NAME, REGISTERED OFFICE, TERM OF THE COMPANY

Article 1 - Form and Object

Between the owners of the shares hereinafter created and those which might be created subsequently is formed an investment company with variable capital (société d'investissement à capital variable) (hereinafter the "Company" or the "SICAV"), governed by the laws and regulations in force, particularly the provisions of the French Commercial Code on limited companies and the provisions of the French Monetary and Financial Code, and their subsequent texts, and by these articles of incorporation.

The Company comprises a number of subfunds. Each subfund gives rise to the issuance of one or more share classes representing the assets of the Company allocated to it.

The purpose of this Company is to constitute and manage a portfolio of financial instruments and deposits.

Article 2 – Name

The name of the Company is "ECHIQUIER" followed by the wording "Société d'Investissement à Capital Variable" with or without the term "SICAV".

Article 3 – Registered office

Its registered office is located at 53 avenue d'Iéna, 75116 Paris.

Article 4 – Term

The Company's term is 99 years from its incorporation in the companies register unless it is dissolved early or extended as specified herein.

TITLE 2 – CAPITAL, CHANGES IN THE CAPITAL, CHARACTERISTICS OF THE SHARES

Article 5 - Share capital

The SICAV's initial capital amounts to the sum of €4,348,044,577.75 divided into 6,655,072.212 fully paid up shares.

The SICAV ECHIQUIER was created by the contribution of the assets and liabilities of the FCP Echiquier Agenor Mid Cap Europe, Echiquier Agressor, Echiquier Agressor PEA, Echiquier AltaRocca Convertibles, Echiquier AltaRocca Hybrid Bonds, Echiquier Arty, Echiquier Convexité Europe, Echiquier Credit Europe and Echiquier Patrimoine in accordance with the terms and conditions defined hereinafter:

- The Echiquier Agenor Mid Cap Europe subfund is formed by the absorption of the FCP Echiquier Agenor Mid Cap Europe.

- The Echiquier Agressor subfund is formed by the absorption of the FCP Echiquier Agressor.
- The Echiquier Agressor PEA subfund is formed by the absorption of the FCP Echiquier Agressor PEA.
- The Echiquier AltaRocca Convertibles subfund is formed by the absorption of the FCP Echiquier AltaRocca Convertibles.
- The Echiquier AltaRocca Hybrid Bonds subfund is formed by the absorption of the FCP Echiquier AltaRocca Hybrid Bonds.
- The Echiquier Arty subfund is formed by the absorption of the FCP Echiquier Arty.
- The Echiquier Convexité Europe subfund is formed by the absorption of the FCP Echiquier Convexité Europe.
- The Echiquier Credit Europe subfund is formed by the absorption of the FCP Echiquier Credit Europe.
- The Echiquier Patrimoine subfund is formed by the absorption of the FCP Echiquier Patrimoine.

Such operation, which received the approval of the AMF on 21 September 2018, was executed on 4 December 2018 (on the basis of the net asset values of 3 December 2018).

Subsequent subfunds may be formed by payment in cash and/or contribution of assets.

The characteristics of the various share classes and their access conditions are set out in the SICAV's prospectus. The various share classes may:

- benefit from different income allocation rules (distribution or accumulation or carried forward);
- be denominated in different currencies;
- incur different management fees;
- incur different subscription and redemption fees;
- have a different nominal value;
- be systematically hedged (fully or partially) as specified in the prospectus. Such hedging is achieved using financial instruments that minimise the impact of hedging transactions on the other share classes of the UCITS;
- be restricted to one or more marketing networks.

Shares may be combined or split subject to a decision by the extraordinary general meeting.

The board of directors may decide to divide the shares into tenths, hundredths, thousandths or ten-thousandths referred to as share fractions.

The provisions of the articles of incorporation governing the issuance and redemption of shares apply to the fractional shares, whose value shall at all times be proportional to that of the share they represent. All the other provisions of the articles of incorporation concerning the fractional shares apply automatically to the fractional shares unless specified otherwise.

Article 6 – Changes in the capital

The amount of the capital may be altered, resulting from the issuance by the Company of new shares and reductions following the redemption of shares by the Company to shareholders who so request.

Article 7 – Issuances, redemptions of shares

Shares are issued at any time at the request of shareholders based on their net asset value plus subscription fees where applicable.

Redemptions and subscriptions are carried out under the terms and conditions set out in the prospectus.

Redemptions may be carried out in cash and/or in kind. If the redemption in kind corresponds to a representative portion of the portfolio's assets, then only the signed written agreement of the exiting shareholder need be obtained by the UCITS or the management company. If the redemption in kind does not correspond to a representative portion of the portfolio's assets, all the shareholders must give their written consent authorising the exiting shareholder to obtain the redemption of his/her shares against certain particular assets, as defined explicitly in the agreement.

Notwithstanding the foregoing, if the SICAV is an ETF, redemptions on the primary market may, with the agreement of the portfolio management company and in keeping with the shareholders' interests, be carried out in kind under the conditions set out in the SICAV's prospectus or articles of incorporation. The assets are then delivered by the holder of the issuer account under the conditions set out in the SICAV's prospectus.

Generally speaking, the assets redeemed will be valued according to the rules stipulated in Article 9 and the redemption in kind will be carried out on the basis of the first net asset value calculated following acceptance of the securities concerned.

Any subscription of new shares must, under penalty of nullity, be fully paid up and the shares issued rank *pari passu* with shares existing on the day of the issuance.

In accordance with Article L. 214-7-4 of the French monetary and financial code, if exceptional circumstances so require and if it is deemed in the shareholders' interests, redemption by the Company of its shares and the issuance of new shares may be temporarily suspended by the board of directors.

If the net assets of the SICAV (or a subfund where applicable) are less than the amount fixed by regulations, no redemption of shares may be carried out (on the relevant subfund, where applicable).

In accordance with Articles L. 214-7-4 of the French Monetary and Financial Code and 411-20-1 of the AMF General Regulation, the management company may decide to cap redemptions if exceptional circumstances so require and if it is deemed in the interest of the shareholders or the public.

The operating methods of the mechanism for capping and informing shareholders must be described in precise terms.

The SICAV's board of directors may decide on a minimum subscription under the terms and conditions set out in the prospectus.

The UCITS may cease issuing shares in accordance with Article L. 214-7-4(3) of the French Monetary and Financial Code, temporarily or permanently, partially or totally, in certain objectively verifiable situations entailing the closure of subscriptions, such as when the maximum number of shares has been issued, the maximum amount of assets has been reached or a specific subscription period has expired. In the event that this tool is used, existing shareholders shall be notified by any means, along with the threshold and the objective situation that led to the partial or total closure decision. In the event of a partial closure, the notification shall explicitly state the terms under which existing shareholders may continue to subscribe for the duration of the partial closure. Shareholders shall also be informed by any means of the decision by the UCITS or the management company either to end the total or partial closure of subscriptions (once they have fallen below the activation threshold) or not to end it (in the event of a change of threshold or change in the objective situation leading to activation of said tool). Any change in the objective situation invoked or the tool's activation threshold must at all times be made in the shareholders' interests. The notification must specify the exact reasons for such changes.

Article 8 - The company's liquidity management tools designed to deal with temporary market liquidity constraints.

In accordance with applicable regulations, including Directive (EU) 2024/927 and its implementing texts, the Company reserves the right to implement any liquidity risk management tools provided for in Annex I of the said Directive (such as, for example, the Swing Pricing and Gates provision) in order to ensure fair and efficient management of liquidity among investors and to protect their interests. The application procedures for these tools are described in the Prospectus.

Article 9 – Calculation of the net asset value

The net asset value per share is calculated in accordance with the valuation rules set out in the prospectus.

Moreover, an indicative instantaneous net asset value will be calculated by the market operator in the event of admission to trading.

Contributions in kind may comprise only securities, stocks or contracts admitted for inclusion in the assets of the UCITS; they are valued in accordance with the valuation rules used for calculating the net asset value.

Article 10 – Form of shares

Subscribers may elect to hold the shares in either bearer or registered form.

In accordance with Article L. 211-4 of the French Monetary and Financial Code, securities must be entered in accounts, held either by the issuer or by an authorised intermediary.

The rights of holders will be represented by an account entry in their name:

- with their chosen intermediary for bearer securities; or
- with the issuer and, if they so wish, with their chosen intermediary for registered securities.

In accordance with article L.211-5 of the French Monetary and Financial Code, the Company may request at its own expense the name, nationality and address of the SICAV's shareholders, as well as the quantity of securities held by each of them.

Article 11 – Admission to trading on a regulated market and/or a multilateral trading facility

The shares may be admitted for trading on a regulated market and/or multilateral trading facility in accordance with the regulations in force. If the SICAV with shares admitted for trading on a regulated market has an investment objective based on an index, it must have put in place an arrangement to ensure that the price of its share does not deviate markedly from its net asset value.

Article 12 – Rights and obligations attached to shares

Each share gives entitlement, in the ownership of the corporate assets and in the sharing of profits, to a portion corresponding to the fraction of the capital which it represents.

The rights and obligations attached to the share follow it into whatever hands it may pass.

Whenever it is necessary to possess more than one share to exercise any right and particularly in the event of exchange or regrouping, the owners of isolated shares, or in a number lower than that required, may exercise such rights only if they make the grouping and any purchase or sale of necessary shares their own personal matter.

By decision of the board of directors, the SICAV may be a feeder UCITS.

Article 13 – Indivisibility of shares

All the individual holders of any share or the beneficiaries must be represented with respect to the Company by one and the same person only, appointed by agreement between them or, failing this, by the presiding judge of the commercial court with jurisdiction where the registered office is located.

The owners of fractional shares may be grouped together. In such a case, they must be represented under the conditions specified in the preceding paragraph by one and the same person only, who will, for each group, exercise the rights attached to ownership of a whole share.

Voting rights attached to the share belong to the usufructuary for decisions coming within the competence of the ordinary general meeting and to the bare owner for decisions coming within the competence of the extraordinary general meeting.

However, holders of shares whose ownership is divided may agree between them on any other distribution for exercising voting rights at general meetings.

In such case they must bring their agreement to the attention of the SICAV by registered letter with acknowledgement of receipt sent to the registered office, the SICAV being obliged to respect such agreement for any meeting which meets after expiry of a period of one (1) month following dispatch of the registered letter with acknowledgement of receipt, the post office stamp affording proof of the date of dispatch.

Notwithstanding the provisions hereinabove, the bare owner is entitled to attend all the meetings.

TITLE 3 – ADMINISTRATION AND MANAGEMENT OF THE COMPANY

Article 14 - Administration

The Company is administered by a board of directors of (at least three and at most eighteen members) appointed by the general meeting. Throughout the existence of the Company, directors shall be appointed and reappointed at the shareholders' ordinary general meeting.

Directors may be natural persons or legal entities. When appointed, legal entity directors must designate a permanent representative who is subject to the same conditions and obligations and who incurs the same civil and criminal responsibilities as if he/she were a member of the board of directors in his/her own name, without prejudice to the liability of the legal entity which he/she represents.

This permanent representative mandate is given to him/her for the duration of that of the legal entity which he/she represents. If the legal entity revokes the mandate of its representative, it must notify the SICAV without delay, by registered letter, of such revocation along with the identity of its new permanent representative. The same procedure applies in the event of the permanent representative's death, resignation or extended impediment.

Article 15 – Term of office of directors – Reappointment of the board

Subject to the provisions of the last paragraph of this article, the term of office of directors is three years for the first directors and six years at most for subsequent directors, each year being understood as the interval between two consecutive annual general meetings.

If one of more directors' seats become vacant between two general meetings, as a result of death or resignation, the board of directors may make temporary appointments.

The director appointed by the board temporarily to replace another remains in office only during the time remaining to run of his/her predecessor's term of office. His/her appointment is subject to ratification by the next general meeting.

Any outgoing director may be re-elected. Directors may be dismissed at any time by the ordinary general meeting.

The duties of each member of the board of directors end following the shareholders' ordinary general meeting called to rule on the past financial year and held in the year during which his/her term of office expires, on the understanding that, if the meeting has not taken place that year, said duties of the interested member end on 31 December of the same year, all subject to the exceptions hereinafter.

Any director may be appointed for a term less than six years if such would be necessary for the renewal of the board to remain as regular as possible and complete within each six-year period. Such will be the case in particular if the number of directors is increased or reduced and if the regularity of the renewal is affected as a result.

If the number of members of the board of directors falls below the legal minimum, the remaining member or members must immediately convene the shareholders' ordinary general meeting

with a view to appointing members to achieve the minimum.

The term of office of directors will cease automatically at the time of the annual general meeting called to rule on the financial statements of the financial year during which they have reached the age of 75.

The board of directors may be renewed by rotation.

In the event of resignation or death of a director and if the number of directors remaining in office is greater than or equal to the minimum as set out herein, the board may, temporarily and for the term of office remaining to run, provide for his/her replacement.

Article 16 – Officers of the board

The board elects from amongst its members, for the term that it determines, but without such term being capable of exceeding the term of directors, a chair who must without exception be a natural person.

The chair of the board of directors organises and directs its work, which he/she reports to the general meeting. He/she will see to it that the Company's bodies run smoothly and, in particular, that the directors are in a position to fulfil their tasks.

If it deems it appropriate, the board of directors will also appoint a deputy chair and may also choose a secretary, who need not be a board member.

In the event of temporary impediment or resignation or death of the chair, meetings of the board of directors will be chaired by the CEO. Failing this, the board of directors may delegate a director to fulfil the duties of the chair

In the event of temporary impediment, such delegation shall be given for a limited period and may be renewed. In the event of death, said delegation is valid until a new chair has been elected.

Article 17 – Meetings and deliberations of the board

The board of directors meets when convened by the chair as often as the Company's interests so require, either at the registered office or at any other location stated in the notice to attend.

If it has not met for more than two months, at least one third of its members may ask the chair to convene it for a specific agenda. The CEO may also ask the chair to convene the board of directors for a specific agenda. The chair is bound by such requests.

Internal rules of procedure define, in accordance with the laws and regulations, the conditions for organising meetings of the board of directors, which may take place by means of videoconferencing except for the adoption of decisions expressly set aside by the French Commercial Code.

Meetings are convened by any means, including verbally.

The presence of at least one half of the members is necessary for deliberations to be valid. Decisions are taken on a majority of the votes of the members present or represented.

Each director has one vote. If votes are tied, the person chairing the meeting has a casting vote.

The internal rules of procedure may specify, in accordance with the regulations in force, that directors who take part in the Board meeting by videoconference are deemed present when calculating the quorum and majority.

Article 18 – Minutes

The minutes will be drawn up and copies or extracts of the deliberations will be issued and certified in accordance with the law.

Article 19 – Powers of the board of directors

The board of directors determines the directions of the company's business and oversees their implementation. Within the limit of the corporate mission and subject to the powers expressly assigned by the law to shareholders' meetings, the board deals with any question concerning the proper running of the company and regulates issues concerning the company in its deliberations. The board of directors carries out the controls and verifications that it deems appropriate. The chair or the chief executive officer of the company must provide each director with all the documentation and information needed to fulfil his/her duties.

Any director may be represented in the legal forms by any other member of the board, for the purpose of voting in his/her stead at a determined meeting of the board, each director being capable of having only one proxy during any given meeting.

Article 20 – General management – Non-voting members

The Company's general management is assumed under his/her responsibility, either by the chair of the board of directors or by any other natural person appointed by the board of directors and bearing the title of CEO.

The choice between the two methods of general management is made by the board of directors under the conditions set out by these articles of incorporation for a term ending on the expiry of the duties of the chair of the board of directors in office. Shareholders and third parties are informed of said choice under the conditions specified by the laws and regulations in force.

Depending on the choice made by the board of directors in accordance with the provisions set out above, the executive management is led either by the chair or a CEO.

If the board of directors chooses to dissociate the duties of chair and CEO, it will appoint the CEO and determine his/her term of office.

If the Company's executive management is assumed by the chair of the board of directors, the follow provisions relating to the CEO are applicable to him/her.

Subject to the powers which the law expressly assigns to shareholders' meetings and the powers which it specifically reserves for the board of directors, and within the limit of the corporate mission, the CEO is invested with the widest powers to act in any circumstance on the Company's behalf. He/she exercises said powers within the limit of the corporate mission and subject to the powers which the law expressly assigns to shareholders' meetings and the board of directors. He/she represents the Company in its relations with third parties.

The CEO may grant any partial delegations of his/her powers to any person of his/her choosing. The CEO may be removed by the board of directors at any time.

On a proposal from the CEO, the board of directors may appoint up to five natural persons charged with assisting the CEO with the title of deputy CEO.

The deputy CEOs may be removed by the board at any time on a proposal from the CEO.

In agreement with the CEO, the board of directors will determine the scope and term of the powers conferred on the deputy CEOs. Such powers may comprise the right of partial delegation. In the event of cessation of duties or impediment on the part of the CEO, they keep, unless the board decides otherwise, their duties and powers until the new CEO has been appointed.

The deputy CEOs have the same powers as the CEO with respect to third parties.

The term of office of the CEO will end at the end of the ordinary general meeting called to rule on the statements for the financial year during which he/she has reached the age of 75. The same age limit applies to deputy CEOs.

Adviser (non-voting member):

The general meeting may appoint natural persons or legal entities as advisers who constitute an advisory board.

The term of office of the advisers is three years and may be renewed, each year being understood as the interval between two consecutive annual general meetings.

The board of directors may itself temporarily appoint advisers subject to ratification by the next shareholders' ordinary general meeting. The advisers are convened to all the meetings of the board of directors and may take part in the deliberations, but with a consultative voice only. In the event of death, resignation or cessation of duties for any other reason of one or more advisers, the board of directors may co-opt their successor, the appointment being subject to ratification at the next general meeting.

Article 21 – Allowances and remuneration of the board of directors and of the advisers

The members of the board of directors may receive annual fixed remuneration. Its overall amount is determined by the general meeting. Said amount is maintained until it makes a new decision. The board of directors will share the remuneration between its members under the conditions it deems appropriate.

Annual fixed remuneration may be awarded to the non-voting members under the same conditions. Said remuneration is divided amongst them by the board of directors.

Article 22 – Depositary

The Depositary is appointed by the board of directors.

The Depositary carries out the tasks that are its responsibility under the laws and regulations in force, as well as those contractually assigned to it by the SICAV or management company. In particular, it must ensure that the portfolio management company's decisions comply with the applicable rules and regulations. It must, as needed, take all of the protective measures it deems appropriate. In the event of a dispute with the Management Company, it must inform the AMF.

If the SICAV is a feeder UCITS, the depositary will conclude an information exchange agreement with the depositary of the master UCITS (or, as the case may be, if it is also depositary of the master UCITS, it will draw up appropriate terms of reference).

Article 23 – Prospectus

The board of directors, or the management company if the SICAV has globally delegated its management, has all powers to make any amendments to the prospectus required to ensure the proper management of the Company, all within the framework of the laws and regulations specific to SICAVs.

TITLE 4 – AUDITOR

Article 24 - Appointment – Powers – Remuneration

The auditor is appointed for six financial years by the board of directors after agreement from the AMF from amongst the persons authorised to exercise such duties in commercial companies.

The auditor certifies that the financial statements reflect a true and fair view of the Company's position. The auditor's term of office may be renewed.

It is the auditor's responsibility to notify the AMF at the earliest opportunity of any fact or decision concerning the UCITS that comes to his/her attention over the course of the audit which would:

- constitute a breach of the laws or regulations applicable to this UCITS and could have a significant impact on its financial position, performance or assets;
- affect the conditions or continuation of its operation;
- lead to the issuance of reservations or a refusal to certify the financial statements.

The valuations of assets and determination of exchange ratios in any transaction involving a conversion, merger or split must be carried out under the supervision of the auditor.

The auditor assesses any contribution or redemption in kind under his/her own responsibility, except within the framework of redemptions in kind for an ETF on the primary market.

The auditor verifies the composition of the assets and other items before publication.

The auditor's fees are determined by mutual agreement between the auditor and the board of directors of the SICAV on the basis of a work programme, specifying the audits deemed necessary.

The auditor is required to verify the financial positions serving as a basis for interim payments.

If the SICAV is a feeder UCITS:

- The auditor has therefore concluded an information exchange agreement with the auditor of the master UCITS.

- If the auditor is also auditor of the master UCITS, he/she will draw up an appropriate work programme.

TITLE 5 – GENERAL MEETINGS

Article 25 – General meetings

General meetings are convened and deliberate under the conditions specified by law.

The annual general meeting, which must approve the Company's financial statements, must assemble within four months of the close of the financial year.

Meetings take place either at the registered office or in any other place specified in the notice to attend.

Any shareholder may attend meetings, in person or by proxy, upon proof of his/her identity and ownership of his/her securities in the form either of an entry in the registered securities accounts held by the Company or an entry in the bearer securities accounts, at the places mentioned in the notice to attend; the period during which such formalities must be accomplished expires two days before the date on which the meeting is held.

Any shareholder may be represented in accordance with the provisions of Article L. 225-106 of the French Commercial Code. Any shareholder may also vote by post under the conditions specified by the regulations in force.

Meetings are chaired by the chair of the board of directors or, in his/her absence, by a deputy chair or by a director delegated for such purpose by the board. Failing this, the meeting will elect its own chair.

Minutes of meetings will be drawn up and their copies will be certified and issued in accordance with the law.

TITLE 6 – ANNUAL FINANCIAL STATEMENTS

Article 26 – Financial year

The financial year begins on the day after the last Paris stock exchange day of December and ends on the last Paris stock exchange day of the same month of the following year (Euronext Paris calendar).

Exceptionally, however, the first financial year will include the transactions carried out since the inception date up to and including 31 December 2018.

Article 27 – Methods for allocating distributable amounts

The board of directors draws up the net income for the period which, in accordance with the provisions of the law, is equal to the amount of interest, arrears, premiums and bonuses, dividends, director's fees and any other income concerning the securities

constituting the portfolio of the SICAV (and/or, where applicable, of each subfund) plus the income from the amounts currently available and less the amount of management fees, borrowing costs and any depreciation allowances.

Distributable amounts are made up of:

- 1) net income plus any retained earnings, plus or minus the balance of the income equalisation account for the financial year ended;
- 2) realised capital gains, net of fees, recognised during the period plus net capital gains of the same type recognised in earlier periods which were not distributed or accumulated and minus or plus the balance of the capital gains equalisation account.

The 1) and 2) amounts mentioned hereinabove may be distributed, where applicable, in full or in part, independently of each other.

For each share class, where applicable, the SICAV may opt, for each of the amounts mentioned in 1) and 2), for one of the following formulas:

- Accumulation: Distributable amounts are fully accumulated with the exception of those subject to compulsory distribution in compliance with the law;
- Distribution: The amounts are fully distributable, after rounding. The board of directors may decide, during the financial year, to make one or more interim distributions within the limit of distributable amounts recognised on the date of the decision;
- Distribution and/or accumulation and/or carried forward: The general meeting rules on the allocation of the amounts mentioned in 1) and 2) each year. The board of directors may decide, during the financial year, to make one or more interim distributions within the limit of distributable amounts recognised on the date of the decision.
- Distribution and/or carried forward: The general meeting rules on the allocation of the amounts mentioned in 1) and 2) each year between either distribution or carried forward, or distribution and carried forward. The board of directors may decide, during the financial year, to make one or more interim distributions within the limit of distributable amounts recognised on the date of the decision.

The precise methods for allocating distributable amounts are provided in the prospectus.

Payment of distributable amounts is made within a maximum period of five months of the end of the financial year.

Any dividends not claimed within five years of becoming payable are forfeited in accordance with the law.

TITLE 7 - EXTENSION – DISSOLUTION – LIQUIDATION

Article 28 – Extension or early dissolution

The board of directors may, at any time and for any reason whatsoever, propose to an extraordinary general meeting the extension, early dissolution or liquidation of the SICAV.

The issuance of new shares and redemption by the SICAV of shares from shareholders who so request cease on the day of publication of the notice to attend the general meeting at which the early dissolution and the liquidation of the Company are proposed, or on the expiry of the Company's duration.

Article 29 – Liquidation

The liquidation procedures are established in accordance with the provisions of Article L. 214-12 of the French Monetary and Financial Code.

The assets of the subfunds are allocated to the respective shareholders of such subfunds.

TITLE 8 – DISPUTES

Article 30 - Competence – Election of domicile

Any disputes which may arise during the life of the Company or its liquidation, either between the shareholders and the Company or between the shareholders themselves concerning corporate matters, are judged in accordance with the law and are subject to the jurisdiction of the competent courts.

TITLE 9 – AMENDMENTS TO THE ARTICLES OF INCORPORATION

Article 31 - Amendments to the articles of incorporation

Amendments to the Company's articles of incorporation are to be made at the extraordinary general meeting. By exception to the foregoing, the annexes to these founding articles of incorporation on the constitution of the Company and particularly on the designation of the founders, the first directors and the first auditors will be automatically removed when the articles of incorporation are next updated.

Article 32 – Enjoyment of legal personality

The SICAV will enjoy legal personality with effect from its entry in the trade and companies register.

TITLE 10 – APPENDICES

Article 33 - Designation of first shareholders and amount of contributions

It is recalled that the SICAV, constituted in the form of a SICAV with subfunds, is created by contributions from FCP Echiquier Agenor Mid Cap Europe, Echiquier Agressor, Echiquier Agressor PEA, Echiquier AltaRocca Convertibles, Echiquier AltaRocca Hybrid Bonds, Echiquier Arty, Echiquier Convexité Europe, Echiquier Credit Europe and Echiquier Patrimoine, whose holders who may not be listed, will become de facto shareholders of SICAV Echiquier at the end of the operation.

Such subscribed shares are fully paid up under the conditions set out hereinafter by:

1. The first shareholders of the Echiquier Agenor Mid Cap Europe subfund of the SICAV ECHIQUIER are as follows:

Shareholders	Type	Amount (euros)	Number of shares
Holders of units in the FCP Echiquier Agenor Mid Cap Europe			
represented by La Financière de l'Echiquier 53 avenue d'Iéna, 75116 Paris represented by Christophe Mianné	Contribution	787,072,179.19	A: 1,636,388.216 G: 64,693.942 I: 78,075.836

2. The first shareholders of the Echiquier Agressor subfund of the SICAV ECHIQUIER are as follows:

Shareholders	Type	Amount (euros)	Number of shares
Holders of units in the FCP Echiquier Agressor			
represented by La Financière de l'Echiquier 53 avenue d'Iéna, 75116 Paris represented by Christophe Mianné	Contribution	824,929,638.07	A: 454,843.914 G: 11,384.542 I: 20,490.055 P: 2,632.325

3. The first shareholders of the Echiquier Agressor PEA subfund of the SICAV ECHIQUIER are as follows:

Shareholders	Type	Amount (euros)	Number of shares
Holders of units in the FCP Echiquier Agressor PEA			
represented by La Financière de l'Echiquier, 53 Avenue d'Iéna 75116 PARIS represented by Christophe Mianné	Contribution	136,462,458.72	A: 436,014.341 G: 87,543.726

4. The first shareholders of the Echiquier AltaRocca Convertibles subfund of the SICAV ECHIQUIER are as follows:

Shareholders	Type	Amount (euros)	Number of shares
Holders of units in the FCP Echiquier AltaRocca Convertibles			
represented by La Financière de l'Echiquier 53 avenue d'Iéna, 75116 Paris represented by Christophe Mianné	Contribution	232,258,668.85	A: 333,420.974 G: 1 I: 109,397.305 F: 70,925.049

5. The first shareholders of the Echiquier AltaRocca Hybrid Bonds subfund of the SICAV ECHIQUIER are as follows:

Shareholders	Type	Amount (euros)	Number of shares
Holders of units in the FCP Echiquier AltaRocca Hybrid Bonds			
represented by La Financière de l'Echiquier 53 avenue d'Iéna, 75116 Paris represented by Christophe Mianné	Contribution	81,423,781.21	A: 263,123.605 AD: 5,093.224 G: 6,105.815 F: 31,876.10 I: 24,635.575

6. The first shareholders of the Echiquier Arty subfund of the SICAV ECHIQUIER are as follows:

Shareholders	Type	Amount (euros)	Number of shares
Holders of units in the FCP Echiquier Arty			
represented by La Financière de l'Echiquier 53 Avenue d'Iéna 75116 PARIS represented by Christophe Mianné	Contribution	1,337,480,500.94	A: 693,181.595 G: 24,305.557 I: 191,276.375 D: 9,949.813 R: 20,494.692

7. The first shareholders of the Echiquier Convexité Europe subfund of the SICAV ECHIQUIER are as follows:

Shareholders	Type	Amount (euros)	Number of shares
Holders of units in the FCP Echiquier Convexité Europe represented by La Financière de l'Echiquier, 53 Avenue d'Iéna 75116 PARIS represented by Christophe Mianné	Contribution	202,360,382.97	A: 22,849.61 G: 9,418.793 I: 124,685.601 D: 1

8. The first shareholders of the Echiquier Credit Europe subfund of the SICAV ECHIQUIER are as follows:

Shareholders	Type	Amount (euros)	Number of shares
Holders of units in the FCP Echiquier Credit Europe represented by La Financière de l'Echiquier, 53 Avenue d'Iéna 75116 PARIS represented by Christophe Mianné	Contribution	138,925,854.91	A: 298,670.65 G: 102,305.537 I: 752,271.601

9. The first shareholders of the Echiquier Patrimoine subfund of the SICAV ECHIQUIER are as follows:

Shareholders	Type	Amount (euros)	Number of shares
Holders of units in the FCP Echiquier Patrimoine represented by La Financière de l'Echiquier, 53 Avenue d'Iéna 75116 PARIS represented by Christophe Mianné	Contribution	637,131,112.89	A: 690,987.326 G: 55,796.183 I: 22,232.329

Article 33 - Identity of the persons who have signed or on behalf of whom the articles of incorporation have been signed

Mr Christophe Mianné, representing the management company La Financière de l'Echiquier, having its registered office located at 53 avenue d'Iéna, 75116 Paris, in the name and on behalf of the shareholders in the subfunds of the SICAV Echiquier Agenor Mid Cap Europe, Echiquier Agressor, Echiquier Agressor PEA, Echiquier AltaRocca Convertibles, Echiquier AltaRocca Hybrid Bonds, Echiquier Arty, Echiquier Convexité Europe, Echiquier Credit Europe and Echiquier Patrimoine, whose assets and liabilities have been contributed.

Article 34 – Appointment of the first directors

Designated as the first directors of the SICAV for a term of three years, which will end at the end of the general meeting called to rule on the financial statements for the period ended on the last Paris stock exchange day of December 2020, are:

- **Christophe Mianné**, born on 12 November 1963 in Compiègne (60) and residing at 19 villa Madrid, 92200 Neuilly-sur-Seine
- **Maroussia Collignon**, née Ermeneux, born on 5 February 1974 in Fontainebleau (77) and residing at 24 rue Chaptal, 92300 Levallois-Perret
- **AGPM Vie**, SIRET number 330 220 419 00015, with registered office at rue Nicolas Appert, 83086 Toulon Cedex 9, represented by Didier Rigaut, born on 3 January 1975 in La Seyne-sur-Mer (83) and residing at 444 avenue Gabriel Peri, 83160 La Valette-du-Var

They each accept their duties, as is recorded by their signature of these articles of incorporation below.

Each of them represents that they meet the conditions required by law, as regards holding multiple offices as director or supervisory board member.

Article 35 – Appointment of the first auditors

The following entity is appointed auditor of the SICAV for a term of six (6) financial years, its duties expiring at the end of the meeting called to rule on the financial statements for the sixth financial year:

PwC Sellam, represented by Frédéric Sellam, 2-6 rue Vativesnil, CS 60003, 92532 Levallois-Perret Cedex A limited liability company (société à responsabilité limitée) entered in the Nanterre trade and companies register under number 453 541 450 Whose registered office is situated at 63 rue de Villiers, 92200 Neuilly-sur-Seine

PwC Sellam has let it be known that it accepts said duties and has stated that there is no incompatibility or prohibition connected with its appointment.

Article 36 – Appointment of the SICAV's Depositary

The SICAV's appointed Depositary is BNP Paribas SA, 16, boulevard des Italiens, 75009 Paris, and whose postal address is 9 rue du Débarcadère, 93500 Pantin.

Article 37 – Reiteration of the previous commitments accomplished on behalf of the SICAV

Signing of these articles of incorporation will entail reiteration of said commitments by the SICAV, which will be deemed to have been subscribed from the outset, this being from the time that the SICAV was entered in the trade and companies register. This statement has also been made available for shareholders at the future registered office of the SICAV within the period specified by law.

Article 38 – Undertaking on behalf of the legal personality

The founder shareholders mandate Christophe MIANNÉ to carry out, on behalf of the Company being formed, all undertakings it will deem appropriate and in keeping with its corporate mission.

Christophe MIANNÉ is expressly authorised to sign and subscribe the deeds and undertakings falling within the scope of his powers under the articles of incorporation and the law on behalf of the SICAV. Such deeds and undertakings will be deemed to have been executed and subscribed from the outset by the SICAV and reiterated as from entry in the trade and companies register.

Article 39 – Powers

All powers are granted to:

- to Christophe MIANNÉ, residing at 19 villa Madrid, 92200 Neuilly-Sur-Seine, with the power of delegation, for the purpose of signing and publishing the notice in a journal of legal announcements in the department of the registered office, causing to carry out all the formalities with a view to entry in the trade and companies register;
- and generally to the holder of an original or copy of these articles of incorporation to execute the formalities set out by law.

Executed in Paris on 05/12/2018
In 1 original copy

9. Facilities (Article 92 - Directive 2019/1160)

UCITS host Member

State

a) Process subscription, repurchase and redemption orders and make other payments to unit-holders relating to the units of the UCITS, in accordance with the conditions set out in the documents required pursuant to Chapter IX

b) provide investors with information on how orders referred to in point (a) can be made and how repurchase and redemption proceeds are paid;
 c) facilitate the handling of information and access to procedures and arrangements referred to in Article 15 relating to the investors' exercise of their rights arising from their investment in the UCITS in the Member State where the UCITS is marketed;
 d) make the information and documents required pursuant to Chapter IX available to investors under the conditions laid down in Article 94, for the purposes of inspection and obtaining copies thereof;
 e) provide investors with information relevant to the tasks that the facilities perform in a durable medium;

France	BNP Paribas, Grands Moulins de Pantin, 9 rue du Debarcadere 93500 Pantin - France	La Financière de l'Echiquier, Business & Regulatory Solutions , 53 avenue d'Iéna, 75116 Paris, France ; E-mail : businessregulatory@lfde.com ; Caroline Farrugia +33 1 47 23 92 14
Luxembourg	BNP Paribas, Grands Moulins de Pantin, 9 rue du Debarcadere 93500 Pantin - France	La Financière de l'Echiquier, Business & Regulatory Solutions , 53 avenue d'Iéna, 75116 Paris, France ; E-mail : businessregulatory@lfde.com ; Caroline Farrugia +33 1 47 23 92 14
Belgium	BNP Paribas, Grands Moulins de Pantin, 9 rue du Debarcadere 93500 Pantin - France	La Financière de l'Echiquier, Business & Regulatory Solutions , 53 avenue d'Iéna, 75116 Paris, France ; E-mail : businessregulatory@lfde.com ; Caroline Farrugia +33 1 47 23 92 14
Austria	Erste Bank der Österreichischen Sparkassen AG, Am Belvedere 1, A-1100 Vienna - Austria; E-mail : foreignfunds0540@erstebank.at	Erste Bank der Österreichischen Sparkassen AG, Am Belvedere 1, A-1100 Vienna - Austria; E-mail : foreignfunds0540@erstebank.at
Germany	BNP Paribas, Grands Moulins de Pantin, 9 rue du Debarcadere 93500 Pantin - France	La Financière de l'Echiquier, Business & Regulatory Solutions , 53 avenue d'Iéna, 75116 Paris, France ; E-mail : businessregulatory@lfde.com ; Caroline Farrugia +33 1 47 23 92 14
Netherlands	BNP Paribas, Grands Moulins de Pantin, 9 rue du Debarcadere 93500 Pantin - France	La Financière de l'Echiquier, Business & Regulatory Solutions , 53 avenue d'Iéna, 75116 Paris, France ; E-mail : businessregulatory@lfde.com ; Caroline Farrugia +33 1 47 23 92 14
Portugal	BEST - Banco Electrónico de Serviço Total, S.A., Praça Marquês de Pombal, nº3, 3º, Lisboa Portugal ; E-mail : di.assetmanagement@bancobest.pt	BEST - Banco Electrónico de Serviço Total, S.A., Praça Marquês de Pombal, nº3, 3º, Lisboa Portugal ; E-mail : di.assetmanagement@bancobest.pt
Spain	BNP Paribas, Grands Moulins de Pantin, 9 rue du Debarcadere 93500 Pantin - France	La Financière de l'Echiquier, Business & Regulatory Solutions , 53 avenue d'Iéna, 75116 Paris, France ; E-mail : businessregulatory@lfde.com ; Caroline Farrugia +33 1 47 23 92 14
Italy	Allfunds, Via Bocchetto, 6 – 20123 Milano E-mail : simona.ruffini@allfunds.com ; veronica.mantovani@allfunds.com	Allfunds, Via Bocchetto, 6 – 20123 Milano E-mail : simona.ruffini@allfunds.com ; veronica.mantovani@allfunds.com

10. Informations for foreign investors

1. ADDITIONNAL INFORMATION FOR INVESTORS IN AUSTRIA

In accordance with Article 93(1) of Directive 2009/65/EC Directive (EU) 2019/1160 of the European Parliament and of the Council of 20 June 2019 amending Directives 2009/65/EC and 2011/61/EU with regard to cross-border distribution of collective investment undertakings ("Crossborder Directive"), please find hereafter information on the facilities to perform the tasks referred to in Article 92(1) of this Directive:

- Process subscriptions, repurchase and redemption orders and make other payments to unit-holders relating to the units of the UCITS Subscriptions, repurchase and redemption orders can be addressed to:
BNP PARIBAS SA

Payments relating to the units of the UCITS will be made by:
BNP PARIBAS SA

- Provide investors with information on how orders can be made and how repurchase and redemption proceeds are paid Information on how orders can be made and how repurchase and redemption proceeds are paid can be obtained from:
LA FINANCIERE DE L'ECHIQUIER

- Facilitate the handling of information and access to procedures and arrangements referred to in Article 15 of Directive 2009/65/EC relating to investors' exercise of their rights Information can be obtained from:
LA FINANCIERE DE L'ECHIQUIER

- Make the information and documents required pursuant to Chapter IX of Directive 2009/65/EC available to investors Information can be obtained from:
LA FINANCIERE DE L'ECHIQUIER

Provide investors with information relevant to the tasks that the facilities perform in a durable medium This information is available in the Prospectus, on the website www.lfde.com or can be obtained from:
LA FINANCIERE DE L'ECHIQUIER

The latest issue, sale, repurchase or redemption price of the units is available at the registered office of LA FINANCIERE DE L'ECHIQUIER or of the Fund, and on the website www.lfde.com

2. ADDITIONNAL INFORMATION FOR INVESTORS IN GERMANY

Right to market shares in Germany

FINANCIERE DE L'ECHIQUIER (the "Company") has notified its intention to market shares in the Federal Republic of Germany and since completion of the notification process it has the right to market shares.

No notification has been filed for the investment compartment ECHIQUIER CREDIT EUROPE, ECHIQUIER ALTAROCCA HYBRID BONDS, ECHIQUIER ALPHA MAJOR, ECHIQUIER SHORT TERM CREDIT, ECHIQUIER AGENOR EURO SRI MID CAP.

Copies of the prospectus (including Article of Incorporation), the key investor information document (KIID) as well as the audited annual account and, if subsequently published, the unaudited half-yearly account may be obtained free of charge in paper form at the registered office of the Management company :

La Financière de l'Echiquier
Direction Controle Interne
53 avenue d'Iéna, 75116 Paris – FRANCE.
controleinterne@lfde.com

Subscription, redemption and conversion requests shall be made to the depositary (BNP Paribas Securities Services) or the management company directly (per email to gpassif@lfde.com). These entities will then liaise with the transfer agent and registrar to process payments as defined in the Prospectus.

Investors will find information on their rights and further information on complaints procedures on the website :
<https://www.lfde.com/de/rechtliche-hinweise/>

Publications

In Germany, the subscription and redemption prices will be published on www.fin-echiquier.fr/de

Shareholder notifications, if any, will be published on the management website :

Template pre-contractual disclosure for the financial products referred to in Article 8, paragraphs 1, 2 and 2a, of Regulation (EU) 2019/2088 and Article 6, first paragraph, of Regulation (EU) 2020/852

Sustainable investment means an investment in an economic activity that contributes to an environmental or social objective, provided that the investment does not significantly harm any environmental or social objective and that the investee companies follow good governance practices.

The EU Taxonomy is a classification system laid down in Regulation (EU) 2020/852, establishing a list of environmentally sustainable economic activities. That Regulation does not include a list of socially sustainable economic activities. Sustainable investments with an environmental objective might be aligned with the Taxonomy or not.



Sustainability indicators are used to verify if the financial product complies with the environmental or social characteristics promoted by the financial product.

Sustainability indicators measure how the environmental or social characteristics promoted by the financial product are attained.

Product name:

ECHQUIER AGENOR MID CAP EUROPE

Legal entity identifier: 9695003F9ARCU62L0A03

Environmental and/or social characteristics

Does this financial product have a sustainable investment objective?

Yes

No

It will make a minimum of **sustainable investments with an environmental objective:** %

in economic activities that qualify as environmentally sustainable under the EU Taxonomy

in economic activities that do not qualify as environmentally sustainable under the EU Taxonomy

It will make a minimum of **sustainable investments with a social objective:** %

It **promotes environmental and social (E/S) characteristics** and while it does not have as its objective a sustainable investment, it will have a minimum proportion of 10% of sustainable investments

with an environmental objective in economic activities that qualify as environmentally sustainable under the EU Taxonomy

with an environmental objective in economic activities that do not qualify as environmentally sustainable under the EU Taxonomy

with a social objective

It promotes E/S characteristics, but **will not make any sustainable investments**

What environmental and/or social characteristics are promoted by this financial product?

The product's ESG approach is based on the implementation of a base of exclusions defined at the level of the LBP AM group SRI and the use of an issuer ESG rating aimed at monitoring the extra-financial risks of the financial product. This analysis is based on the LBP AM group's proprietary quantitative tool GREaT, which provides an ESG rating based on the following 4 pillars:

- Responsible governance
- Sustainable resource management
- Energy transition
- Regional development

The weight associated with each pillar for the calculation of the GREaT score of an issuer is adjusted according to its business sector in order to take into account its specific features. For example, the greenhouse gas reduction issue is not the same for a company in the services sector and an industrial company, as the former produces less emissions than the latter. In all cases, the weight of each of the three "Environmental", "Social" and "Governance" pillars, calculated by reassigning the criteria of the GREaT pillars, is systematically higher or equal to 20% and can go up to 60%.

No specific index was designated as a reference benchmark to determine whether this financial product is aligned with the environmental and/or social characteristics that it promotes.

The financial product invests in sustainable investments within the meaning of Article 2 (17) of the SFDR.

○ What sustainability indicators are used to measure the attainment of each of the environmental or social characteristics promoted by this financial product?

Indicator	Associated constraints
Investments in environmentally or socially sustainable activities	At least 10% of the financial product's net assets will be invested in environmentally or socially sustainable investments, as defined in the section "What are the objectives of the sustainable investments that the financial product partially intends to make and how does the sustainable investment contribute to such objectives?" below.

○ **What are the objectives of the sustainable investments that the financial product partially intends to make and how does the sustainable investment contribute to such objectives?**

The financial product seeks to make environmental and social Sustainable Investments within the meaning of the SFDR Regulation. The minimum Sustainable Investment threshold of the financial product is specified in the box at the top of this annex. The sustainable investments thus made by the financial product can meet environmental and/or social objectives.

For the environmental theme, the six objectives of the European Taxonomy are considered, namely:

- Climate change mitigation,
- Climate change adaptation,
- Sustainable use and protection of water and marine resources,
- Transition to a circular economy,
- Pollution prevention and control,
- Protection and restoration of biodiversity and ecosystems.

Note that the methodology applied does not make it possible to measure the contribution of investments according to the definition of the European Taxonomy (i.e. the taxonomy alignment of investments).

However, the contribution of investments to environmental objectives within the meaning of Article 2(17) of Regulation (EU) 2019/2088 ("SFDR Regulation") is measured using indicators specific to the LBP AM Group and specified above.

For the social theme, the objectives considered are:

- Respect and promotion of human rights, in particular the promotion of fair and favourable working conditions, social integration through work, protection and the promotion of rights of local communities,
- The development of territories and communities, through relations with stakeholders outside the company and the responsible management of value chains, and in order to address the challenges of socio-economic development, the fight against social and territorial divides, support for local players and access to education,
- Improving access to health and essential care worldwide by addressing the issues of availability, geographical accessibility, financial accessibility and acceptability of treatments.

This generalist strategy does not imply that all sustainable investments meet all of the aforementioned environmental and social objectives, but that the sustainable investments must meet at least one of these objectives, while not causing significant harm to the others.

The contribution to one of the aforementioned environmental and social objectives is assessed using various sources, including:

For all environmental and social objectives:

- The "GREaT" score, the proprietary quantitative analysis methodology of the LBP AM Group, which covers all environmental and social objectives,
- The "SDG" score, a proprietary qualitative analysis of LFDE that assesses companies' products, services and practices with a view to measuring their contribution to achieving the United Nations Sustainable Development Goals (SDGs).

For objectives specific to climate and biodiversity:

- The issuer's commitment to a decarbonisation trajectory in its activities compatible with the objectives of the Paris Agreement, according to criteria defined by the Management Company,
- The "Greenfin" score, a quantitative indicator measuring the exposure of the business model of an issuer to green activities as defined by the French government label Greenfin, dedicated to financing the energy and ecological transition,
- The "Bird" score, a proprietary quantitative indicator of the LBP AM Group that aims to assess companies primarily on their policies as well as on their practices and impacts related to biodiversity,
- The "Climate & Biodiversity Maturity" score, a proprietary qualitative analysis of LFDE that aims to assess the maturity of companies in their consideration of the current and future climate and biodiversity issues they face. For the theme specific to healthcare:
- The "AAAA" (Acceptability, Accessibility, Affordability, Availability) score, a proprietary qualitative analysis of LFDE that aims to assess the contribution of companies through their products and services to the four dimensions of access to healthcare (Availability, Geographical Accessibility, Financial Accessibility, Acceptability) inspired by the work of the World Health Organization (WHO) on the subject.

A more complete description of the thresholds applied for each criterion is available in the "SFDR – Sustainable Investment Methodology" document accessible on the Management Company's website (<https://www.lfde.com>), in the "Responsible Investment" section, on the "To find out more" page, under "LFDE Documents - SFDR".

○ ***How do the sustainable investments that the financial product partially intends to make not cause significant harm to any environmental or social sustainable investment objective?***

In order to ensure that an investment contributing to a sustainability objective, according to the analysis method presented above, does not cause significant harm to any environmental or social sustainable investment objective, the methodology applied systematically considers, on a cumulative basis:

- The issuer's practices relating to its management of human rights and environmental resources. This point is controlled using the proprietary "GREaT" extra-financial analysis methodology
- The issuer's exposure to sectors that are sensitive in terms of environmental and social aspects (such as thermal coal, controversial weapons, tobacco, gambling, etc.) in connection with the exclusion policies applicable in the Management Companies of the LBP AM Group. A more complete description of the exclusions is available in the "Exclusion Policy" document available on the Management Company's website (<https://www.lfde.com>), in the "Responsible Investment" section, on the "To find out more" page, under "LFDE Documents - Approach and Methodologies".
- The issuer's exposure to a severe controversy on environmental, social and governance issues, or a critical risk of serious breach of the OECD Guidelines for Multinational Enterprises and the UN Guidelines on Business and Human Rights.

- ***How have the indicators for adverse impacts on sustainability factors been taken into account?***

Commission Delegated Regulation (EU) 2022/1288 (hereinafter the "SFDR Delegated Regulation") defines a list of indicators to measure the adverse impacts of an issuer on environmental and social sustainability factors (hereinafter the "adverse impact indicators"). The adverse impact indicators are calculated for each issuer, when the data is available and integrated into the extra-financial analysis tool.

Some indicators have been directly integrated, either into the proprietary GREaT scoring methodology used to identify both a positive contribution or significant adverse impact, or into the controversy indicator mentioned above, or into the exclusion policies. The principal adverse impacts are also taken into account through the shareholder engagement approach with companies in order to improve their transparency on these indicators and reduce their negative externalities.

- ***How are the sustainable investments aligned with the OECD Guidelines for Multinational Enterprises and the UN Guiding Principles on Business and Human Rights?***

In order to ensure that the sustainable investments are aligned with the OECD Guidelines for Multinational Enterprises and the United Nations Guidelines on Business and Human Rights, the Management Company systematically controls:

- The proper application of the Management Company's exclusion policy relating to these international treaties and the process for ad hoc controversy monitoring.
- The disqualification of issuers identified as having poor practices on the "Sustainable Resource Management" pillar of the GREaT analysis methodology, which incorporates criteria relating to respect for human rights and labour law.

A more complete description of the thresholds applied for each criterion is available in the "SFDR – Sustainable Investment Methodology" document accessible on the Management Company's website (<https://www.lfde.com>), in the "Responsible Investment" section, on the "To find out more" page, under "LFDE Documents - SFDR".

The EU Taxonomy sets out a "do not significant harm" principle by which Taxonomy-aligned investments should not significantly harm EU Taxonomy objectives and is accompanied by specific EU criteria. The "do not significant harm" principle applies only to those investments underlying the financial product that take into account the EU criteria for environmentally sustainable economic activities. The investments underlying the remaining portion of this financial product do not take into account European Union criteria for environmentally sustainable economic activities. Any other sustainable investments must also not significantly harm any environmental or social objectives.

Principal adverse impacts are the most significant negative impacts of investment decisions on sustainability factors relating to environmental, social and employee matters, respect for human rights and anti-corruption and anti-bribery matters.



Does this financial product consider principal adverse impacts on sustainability factors?

Yes

No

Regarding the adverse impacts, this financial product takes into account 14 mandatory indicators from Table 1 of Annex I of European Commission Delegated Regulation (EU) 2022/1288, and also includes the following two additional indicators:

- investments in companies without carbon reduction initiatives
- investments in companies without a workplace accident prevention policy

They are taken into account in the various areas of the management company's responsible investment approach: through the exclusion policy (sectoral and norm-based), the ESG analysis methodology, the various impact scores, the measurement and management of ESG performance indicators and engagement with companies.

Additional information about how the principal adverse impacts are taken into account is available in the document "Article 4 SFDR: Principal adverse impacts" accessible on the Management Company's website (<https://www.lfde.com>), in the "Responsible Investment" section, on the "To find out more" page, under "LFDE Documents - SFDR".



What investment strategy does this financial product follow?

Echiquier Agenor Mid Cap Europe is a stock-picking UCI. It invests in European growth small and mid-caps, selected in particular for the quality of their management.

What are the binding elements of the investment strategy used to select the investments to attain each of the environmental or social characteristics promoted by this financial product?

The binding elements used to select investments and achieve the environmental and social characteristics promoted by the fund are as follows:

- the Management Company's exclusion policy and the resulting sectoral or norm-based exclusion constraints.
- constraints associated with the sustainability indicators presented in the section "What sustainability indicators are used to measure the attainment of each of the environmental or social characteristics promoted by this financial product?" above.
- the binding ESG assessment of each of the issuers in the portfolio via a quantitative analysis using the GREaT scoring tool (proprietary methodology of the LBP AM group),

What is the committed minimum rate to reduce the scope of the investments considered prior to the application of that investment strategy?

The investment strategy is not intended to reduce the investment Universe of the Financial Product. However, it aims to ensure that the Financial Product has an ESG rating (calculated according to the proprietary GREaT analysis methodology), above that of its universe.

What is the policy to assess good governance practices of the investee companies?

The monitoring of the application of good governance principles by issuers is controlled by means of a quantitative indicator derived from the proprietary "GREaT" analysis methodology, the "Governance" pillar notably covering issues such as balance of powers, fair remuneration and business ethics.

If this quantitative assessment of the Governance pillar appears to be insufficient or in the case of a significant controversy, the management team will also carry out a qualitative analysis of the governance.

In addition, the Management Company encourages good governance practices through its engagement and voting policy, which deals in particular with the issues of balanced remuneration, value sharing between senior managers and employees, and diversity and parity within management bodies.

The investment strategy guides investment decisions based on factors such as investment objectives and risk tolerance.

Good governance practices include sound management structures, employee relations, remuneration of staff and tax compliance.



What is the asset allocation planned for this financial product?

Asset allocation

describes the share of investments in specific assets.

Taxonomy-aligned activities are expressed as a share of:

- **turnover** reflecting the share of revenue from green activities of investee companies;
- **capital expenditure** (CapEx) showing the green investments made by investee companies, e.g. for a transition to a green economy;
- **operational expenditure** (OpEx) reflecting green operational activities of investee companies.

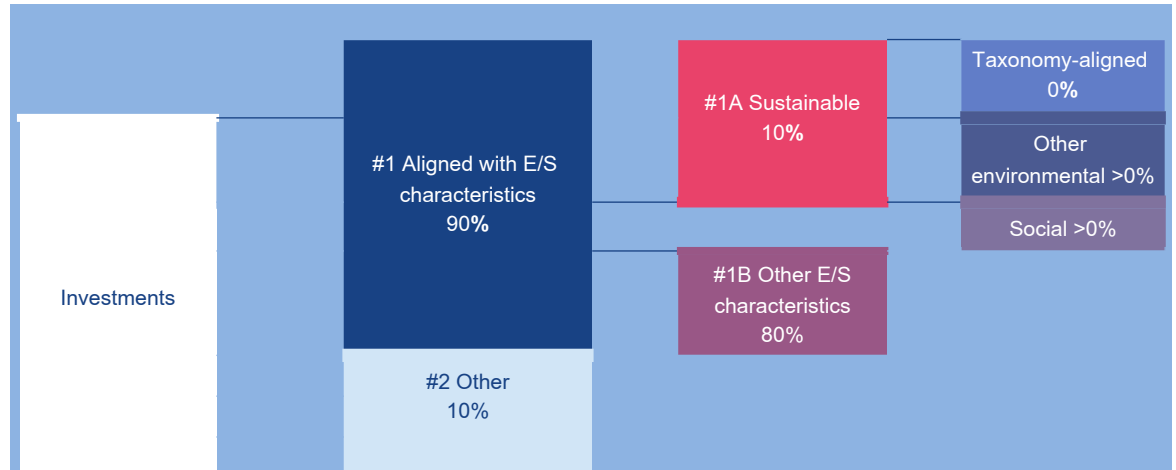
The financial product invests at least 90% of its assets in assets considered "eligible" according to the ESG process implemented - therefore in investments that are aligned with the environmental and social characteristics promoted (#1 Aligned with E/S characteristics).

Up to 10% of investments may not be aligned with these characteristics (#2 Other).

It should also be noted that, in line with the information provided in the pre-contractual documentation, the financial product undertakes to carry out an ESG analysis for at least 90% of the assets invested in equities and debt securities issued by private and quasi-public issuers. This ESG analysis, based on the GREaT rating methodology, aims to provide the manager with information on the ESG risk attached to the issuers. However, it is not intended to be systematically and measurably taken into account in the selection of portfolio securities.

The financial product invests at least 10% of its assets in assets considered to be sustainable investments (#1A Sustainable).

A more detailed description of the specific asset allocation of this financial product can be found in its prospectus.



#1 Aligned with E/S characteristics includes the investments of the financial product used to attain the environmental or social characteristics promoted by the financial product.

#2 Other includes the remaining investments of the financial product which are neither aligned with environmental or social characteristics, nor are qualified as sustainable investments.

The category **#1 Aligned with E/S characteristics** covers:

- The sub-category **#1A Sustainable** covers sustainable investments with environmental or social objectives,
- The sub-category **#1B Other E/S characteristics** covers investments aligned with the environmental or social characteristics that do not qualify as sustainable investments.

○ How does the use of derivatives attain the environmental or social characteristics promoted by the financial product?

Any derivatives authorised/used by the financial product are not intended to contribute to achieving the environmental or social characteristics promoted. Their use is limited to hedging or temporary exposure in order to cover a strong movement in liabilities, to gain temporary exposure to market beta or to accompany a change in strategy. Furthermore, the Management Company ensures that the use of derivatives does not run counter to the environmental or social characteristics promoted by the financial product. In particular, the Management Company does not use derivatives to artificially improve the product's extra-financial performance. The constraints relating to the use of derivatives are specified in the pre-contractual documentation for the financial product.

To comply with the EU Taxonomy, the criteria for **fossil gas** include limitations on emissions and switching to renewable power or low-carbon fuels by the end of 2035. For **nuclear energy**, the criteria include comprehensive safety and waste management rules.

Enabling activities directly enable other activities to make a substantial contribution to an environmental objective.

Transitional activities are activities for which low-carbon alternatives are not yet available and among others have greenhouse gas emission levels corresponding to the best performance.



To what minimum extent are sustainable investments with an environmental objective aligned with the EU Taxonomy?

The financial product may invest in environmentally sustainable economic activities, however the investments of this financial product do not take into account the European Union criteria for environmentally sustainable economic activities. The financial product is committed to a 0% alignment with the European Taxonomy.

Does the financial product invest in fossil gas and/or nuclear energy related activities that comply with the EU Taxonomy?⁽¹⁾



Yes

In fossil gas

In nuclear energy

No

The two graphs below show in green the minimum percentage of investments aligned with the EU Taxonomy. As there is no appropriate methodology to determine the Taxonomy-alignment of sovereign bonds*, the first graph shows the Taxonomy alignment in relation to all the investments of the financial product, including sovereign bonds, while the second graph shows the Taxonomy alignment only in relation to the investments of the financial product other than sovereign bonds.



This graph represents 100% of the total investments.

* For the purpose of these graphs, "sovereign bonds" consist of all sovereign exposures.

What is the minimum share of investments in transitional and enabling activities?

The financial product does not commit to a minimum proportion of investment in transitional and enabling activities.



What is the minimum share of sustainable investments with an environmental objective that are not aligned with the EU Taxonomy?

This product intends to invest part of its assets in sustainable investments. These investments may contribute to environmental or social objectives, without any commitment being made as to the minimum share of each one. Thus, the minimum share of sustainable investments with an environmental objective that are not aligned with the EU Taxonomy is >0%.



are sustainable investments with an environmental objective that **do not take into account the criteria** for environmentally sustainable economic activities under the EU Taxonomy.



What is the minimum share of socially sustainable investments?

This product intends to invest part of its assets in sustainable investments. These investments may contribute to environmental or social objectives, without any commitment being made as to the minimum share of each one. Thus, the minimum share of sustainable investments with a social objective is >0%.



What investments are included under "#2 Other", what is their purpose and are there any minimum environmental or social safeguards?

Investments included in the category "#2 Other" of the financial product represent up to 10% of investments. Depending on the eligible instruments as defined in the product's prospectus, these may include derivatives traded on regulated or organised markets to expose and hedge the portfolio, cash and unrated issuers.

Derivatives and cash do not provide environmental or social safeguards.

(1) Fossil gas and nuclear activities will only be aligned with the EU Taxonomy if they contribute to limiting climate change ("climate change mitigation") and do not cause significant harm to any other EU Taxonomy objective - see explanatory note in the left margin. All criteria applicable to economic activities in the fossil gas and nuclear energy sectors that comply with the EU Taxonomy are defined in Commission Delegated Regulation (EU) 2022/1214.



Is a specific index designated as a reference benchmark to determine whether this financial product is aligned with the environmental and/or social characteristics that it promotes?

Reference benchmarks are indexes to measure whether the financial product attains the environmental or social characteristics that they promote.

Not applicable

How is the reference benchmark continuously aligned with each of the environmental or social characteristics promoted by the financial product?

Not applicable

How is the alignment of the investment strategy with the methodology of the index ensured on a continuous basis?

Not applicable

How does the designated index differ from a relevant broad market index?

Not applicable

Where can the methodology used for the calculation of the designated index be found?

Not applicable



Where can I find more product specific information online?

More information about the product is available on the website:

More information about the Management Company's extra-financial approach can be obtained through the documents available on its website (<https://www.lfde.com>), in the "Responsible Investment" section, on the "To find out more" page, under "LFDE Documents - SFDR".

Additional information about the fund, in particular its regulatory documentation, is available on the Management Company's website (www.lfde.com), under the "Our Funds" section.

Template pre-contractual disclosure for the financial products referred to in Article 8, paragraphs 1, 2 and 2a, of Regulation (EU) 2019/2088 and Article 6, first paragraph, of Regulation (EU) 2020/852

Sustainable investment means an investment in an economic activity that contributes to an environmental or social objective, provided that the investment does not significantly harm any environmental or social objective and that the investee companies follow good governance practices.

The EU Taxonomy is a classification system laid down in Regulation (EU) 2020/852, establishing a list of environmentally sustainable economic activities. That Regulation does not include a list of socially sustainable economic activities. Sustainable investments with an environmental objective might be aligned with the Taxonomy or not.



Sustainability indicators are used to verify if the financial product complies with the environmental or social characteristics promoted by the financial product.

Sustainability indicators measure how the environmental or social characteristics promoted by the financial product are attained.

Product name:
ECHIQUIER AGRESSOR

Legal entity identifier: 9695007H77PGEWLITK45

Environmental and/or social characteristics

Does this financial product have a sustainable investment objective?

Yes

No

It will make a minimum of **sustainable investments with an environmental objective:** %

in economic activities that qualify as environmentally sustainable under the EU Taxonomy

in economic activities that do not qualify as environmentally sustainable under the EU Taxonomy

It will make a minimum of **sustainable investments with a social objective:** %

It **promotes environmental and social (E/S) characteristics** and while it does not have as its objective a sustainable investment, it will have a minimum proportion of 10% of sustainable investments

with an environmental objective in economic activities that qualify as environmentally sustainable under the EU Taxonomy

with an environmental objective in economic activities that do not qualify as environmentally sustainable under the EU Taxonomy

with a social objective

It promotes E/S characteristics, but **will not make any sustainable investments**

What environmental and/or social characteristics are promoted by this financial product?

The product's ESG approach is based on the implementation of a base of exclusions defined at the level of the LBP AM group SRI and the use of an issuer ESG rating aimed at monitoring the extra-financial risks of the financial product. This analysis is based on the LBP AM group's proprietary quantitative tool GREaT, which provides an ESG rating based on the following 4 pillars:

- Responsible governance
- Sustainable resource management
- Energy transition
- Regional development

The weight associated with each pillar for the calculation of the GREaT score of an issuer is adjusted according to its business sector in order to take into account its specific features. For example, the greenhouse gas reduction issue is not the same for a company in the services sector and an industrial company, as the former produces less emissions than the latter. In all cases, the weight of each of the three "Environmental", "Social" and "Governance" pillars, calculated by reassigning the criteria of the GREaT pillars, is systematically higher or equal to 20% and can go up to 60%.

No specific index was designated as a reference benchmark to determine whether this financial product is aligned with the environmental and/or social characteristics that it promotes.

The financial product invests in sustainable investments within the meaning of Article 2 (17) of the SFDR.

○ What sustainability indicators are used to measure the attainment of each of the environmental or social characteristics promoted by this financial product?

Indicator	Associated constraints
Investments in environmentally or socially sustainable activities	At least 10% of the financial product's net assets will be invested in environmentally or socially sustainable investments, as defined in the section "What are the objectives of the sustainable investments that the financial product partially intends to make and how does the sustainable investment contribute to such objectives?" below.

○ **What are the objectives of the sustainable investments that the financial product partially intends to make and how does the sustainable investment contribute to such objectives?**

The financial product seeks to make environmental and social Sustainable Investments within the meaning of the SFDR Regulation. The minimum Sustainable Investment threshold of the financial product is specified in the box at the top of this annex. The sustainable investments thus made by the financial product can meet environmental and/or social objectives.

For the environmental theme, the six objectives of the European Taxonomy are considered, namely:

- Climate change mitigation,
- Climate change adaptation,
- Sustainable use and protection of water and marine resources,
- Transition to a circular economy,
- Pollution prevention and control,
- Protection and restoration of biodiversity and ecosystems.

Note that the methodology applied does not make it possible to measure the contribution of investments according to the definition of the European Taxonomy (i.e. the taxonomy alignment of investments).

However, the contribution of investments to environmental objectives within the meaning of Article 2(17) of Regulation (EU) 2019/2088 (“SFDR Regulation”) is measured using indicators specific to the LBP AM Group and specified above.

For the social theme, the objectives considered are:

- Respect and promotion of human rights, in particular the promotion of fair and favourable working conditions, social integration through work, protection and the promotion of rights of local communities,
- The development of territories and communities, through relations with stakeholders outside the company and the responsible management of value chains, and in order to address the challenges of socio-economic development, the fight against social and territorial divides, support for local players and access to education,
- Improving access to health and essential care worldwide by addressing the issues of availability, geographical accessibility, financial accessibility and acceptability of treatments.

This generalist strategy does not imply that all sustainable investments meet all of the aforementioned environmental and social objectives, but that the sustainable investments must meet at least one of these objectives, while not causing significant harm to the others.

The contribution to one of the aforementioned environmental and social objectives is assessed using various sources, including:

For all environmental and social objectives:

- The “GREaT” score, the proprietary quantitative analysis methodology of the LBP AM Group, which covers all environmental and social objectives,
- The “SDG” score, a proprietary qualitative analysis of LFDE that assesses companies’ products, services and practices with a view to measuring their contribution to achieving the United Nations Sustainable Development Goals (SDGs).

For objectives specific to climate and biodiversity:

- The issuer’s commitment to a decarbonisation trajectory in its activities compatible with the objectives of the Paris Agreement, according to criteria defined by the Management Company,
- The “Greenfin” score, a quantitative indicator measuring the exposure of the business model of an issuer to green activities as defined by the French government label Greenfin, dedicated to financing the energy and ecological transition,
- The “Bird” score, a proprietary quantitative indicator of the LBP AM Group that aims to assess companies primarily on their policies as well as on their practices and impacts related to biodiversity,
- The “Climate & Biodiversity Maturity” score, a proprietary qualitative analysis of LFDE that aims to assess the maturity of companies in their consideration of the current and future climate and biodiversity issues they face. For the theme specific to healthcare:
- The “AAAA” (Acceptability, Accessibility, Affordability, Availability) score, a proprietary qualitative analysis of LFDE that aims to assess the contribution of companies through their products and services to the four dimensions of access to healthcare (Availability, Geographical Accessibility, Financial Accessibility, Acceptability) inspired by the work of the World Health Organization (WHO) on the subject.

A more complete description of the thresholds applied for each criterion is available in the “SFDR – Sustainable Investment Methodology” document accessible on the Management Company’s website (<https://www.lfde.com>), in the “Responsible Investment” section, on the “To find out more” page, under “LFDE Documents - SFDR”.

○ **How do the sustainable investments that the financial product partially intends to make not cause significant harm to any environmental or social sustainable investment objective?**

In order to ensure that an investment contributing to a sustainability objective, according to the analysis method presented above, does not cause significant harm to any environmental or social sustainable investment objective, the methodology applied systematically considers, on a cumulative basis:

- The issuer's practices relating to its management of human rights and environmental resources. This point is controlled using the proprietary "GREaT" extra-financial analysis methodology
- The issuer's exposure to sectors that are sensitive in terms of environmental and social aspects (such as thermal coal, controversial weapons, tobacco, gambling, etc.) in connection with the exclusion policies applicable in the Management Companies of the LBP AM Group. A more complete description of the exclusions is available in the "Exclusion Policy" document available on the Management Company's website (<https://www.lfde.com>), in the "Responsible Investment" section, on the "To find out more" page, under "LFDE Documents - Approach and Methodologies".
- The issuer's exposure to a severe controversy on environmental, social and governance issues, or a critical risk of serious breach of the OECD Guidelines for Multinational Enterprises and the UN Guidelines on Business and Human Rights.

- **How have the indicators for adverse impacts on sustainability factors been taken into account?**

Commission Delegated Regulation (EU) 2022/1288 (hereinafter the "SFDR Delegated Regulation") defines a list of indicators to measure the adverse impacts of an issuer on environmental and social sustainability factors (hereinafter the "adverse impact indicators"). The adverse impact indicators are calculated for each issuer, when the data is available and integrated into the extra-financial analysis tool.

Some indicators have been directly integrated, either into the proprietary GREaT scoring methodology used to identify both a positive contribution or significant adverse impact, or into the controversy indicator mentioned above, or into the exclusion policies. The principal adverse impacts are also taken into account through the shareholder engagement approach with companies in order to improve their transparency on these indicators and reduce their negative externalities.

- **How are the sustainable investments aligned with the OECD Guidelines for Multinational Enterprises and the UN Guiding Principles on Business and Human Rights?**

In order to ensure that the sustainable investments are aligned with the OECD Guidelines for Multinational Enterprises and the United Nations Guidelines on Business and Human Rights, the Management Company systematically controls:

- The proper application of the Management Company's exclusion policy relating to these international treaties and the process for ad hoc controversy monitoring.
- The disqualification of issuers identified as having poor practices on the "Sustainable Resource Management" pillar of the GREaT analysis methodology, which incorporates criteria relating to respect for human rights and labour law.

A more complete description of the thresholds applied for each criterion is available in the "SFDR – Sustainable Investment Methodology" document accessible on the Management Company's website (<https://www.lfde.com>), in the "Responsible Investment" section, on the "To find out more" page, under "LFDE Documents - SFDR".

The EU Taxonomy sets out a "do not significant harm" principle by which Taxonomy-aligned investments should not significantly harm EU Taxonomy objectives and is accompanied by specific EU criteria. The "do no significant harm" principle applies only to those investments underlying the financial product that take into account the EU criteria for environmentally sustainable economic activities. The investments underlying the remaining portion of this financial product do not take into account European Union criteria for environmentally sustainable economic activities. Any other sustainable investments must also not significantly harm any environmental or social objectives.

 **Does this financial product consider principal adverse impacts on sustainability factors?**

Yes

No

Principal adverse impacts are the most significant negative impacts of investment decisions on sustainability factors relating to environmental, social and employee matters, respect for human rights and anti-corruption and anti-bribery matters.



What investment strategy does this financial product follow?

The investment strategy guides investment decisions based on factors such as investment objectives and risk tolerance.

Echiquier Agressor invests, via stock picking, in the European equity universe. The manager's "free rein" allows it to select stocks without any style or size constraints.

- **What are the binding elements of the investment strategy used to select the investments to attain each of the environmental or social characteristics promoted by this financial product?**

The binding elements used to select investments and achieve the environmental and social characteristics promoted by the fund are as follows:

- the Management Company's exclusion policy and the resulting sectoral or norm-based exclusion constraints.
- constraints associated with the sustainability indicators presented in the section "What sustainability indicators are used to measure the attainment of each of the environmental or social characteristics promoted by this financial product?" above.
- marginally, the ESG assessment of each of the issuers present in the portfolio through the quantitative analysis using the GREaT scoring tool (LBP AM group's proprietary methodology); however, this analysis is not intended to result in a selectivity criteria, except in the case of an identified extra-financial risk.

- **What is the committed minimum rate to reduce the scope of the investments considered prior to the application of that investment strategy?**

The implementation of sectoral and norm-based exclusion filters leads to a reduction in the investment universe.

- **What is the policy to assess good governance practices of the investee companies?**

The monitoring of the application of good governance principles by issuers is controlled by means of a quantitative indicator derived from the proprietary "GREaT" analysis methodology, the "Governance" pillar notably covering issues such as balance of powers, fair remuneration and business ethics.

If this quantitative assessment of the Governance pillar appears to be insufficient or in the case of a significant controversy, the management team will also carry out a qualitative analysis of the governance.

In addition, the Management Company encourages good governance practices through its engagement and voting policy, which deals in particular with the issues of balanced remuneration, value sharing between senior managers and employees, and diversity and parity within management bodies.

Good governance practices include sound management structures, employee relations, remuneration of staff and tax compliance.



What is the asset allocation planned for this financial product?

Asset allocation

describes the share of investments in specific assets.

Taxonomy-aligned activities are expressed as a share of:

- **turnover** reflecting the share of revenue from green activities of investee companies;
- **capital expenditure** (CapEx) showing the green investments made by investee companies, e.g. for a transition to a green economy;
- **operational expenditure** (OpEx) reflecting green operational activities of investee companies.

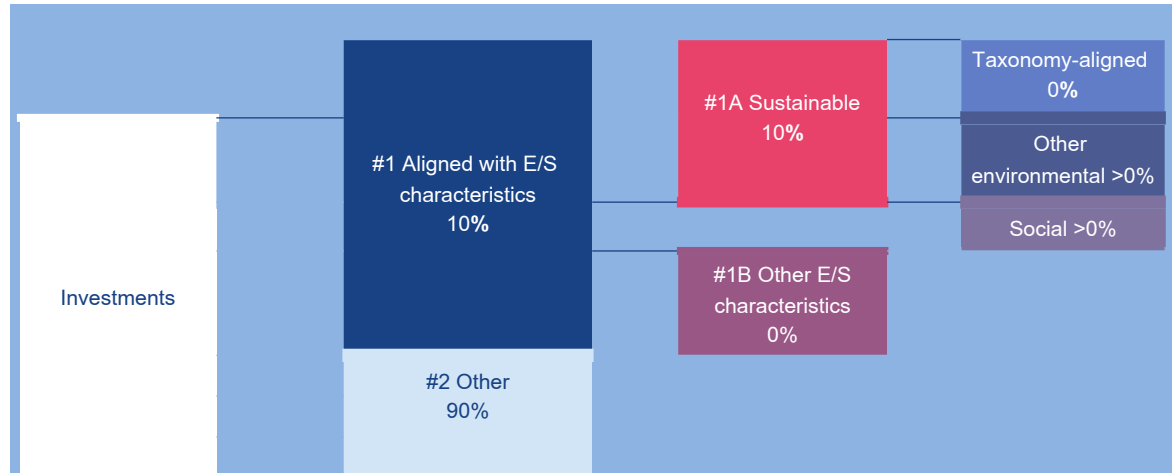
The financial product invests at least 10% of its assets in assets considered "eligible" according to the ESG process implemented - therefore in investments that are aligned with the environmental and social characteristics promoted (#1 Aligned with E/S characteristics).

Up to 90% of investments may not be aligned with these characteristics (#2 Other).

It should also be noted that, in line with the information provided in the pre-contractual documentation, the financial product undertakes to carry out an ESG analysis for at least 75% of the assets invested in equities and debt securities issued by private and quasi-public issuers. This ESG analysis, based on the GREaT rating methodology, aims to provide the manager with information on the ESG risk attached to the issuers. However, it is not intended to be systematically and measurably taken into account in the selection of portfolio securities.

The financial product invests at least 10% of its assets in assets considered to be sustainable investments (#1A Sustainable).

A more detailed description of the specific asset allocation of this financial product can be found in its prospectus.



#1 Aligned with E/S characteristics includes the investments of the financial product used to attain the environmental or social characteristics promoted by the financial product.

#2 Other includes the remaining investments of the financial product which are neither aligned with environmental or social characteristics, nor are qualified as sustainable investments.

The category **#1 Aligned with E/S characteristics** covers:

- The sub-category **#1A Sustainable** covers sustainable investments with environmental or social objectives,
- The sub-category **#1B Other E/S characteristics** covers investments aligned with the environmental or social characteristics that do not qualify as sustainable investments.

○ How does the use of derivatives attain the environmental or social characteristics promoted by the financial product?

Any derivatives authorised/used by the financial product are not intended to contribute to achieving the environmental or social characteristics promoted. Their use is limited to hedging or temporary exposure in order to cover a strong movement in liabilities, to gain temporary exposure to market beta or to accompany a change in strategy. Furthermore, the Management Company ensures that the use of derivatives does not run counter to the environmental or social characteristics promoted by the financial product. In particular, the Management Company does not use derivatives to artificially improve the product's extra-financial performance. The constraints relating to the use of derivatives are specified in the pre-contractual documentation for the financial product.

To comply with the EU Taxonomy, the criteria for **fossil gas** include limitations on emissions and switching to renewable power or low-carbon fuels by the end of 2035. For **nuclear energy**, the criteria include comprehensive safety and waste management rules.

Enabling activities directly enable other activities to make a substantial contribution to an environmental objective.

Transitional activities are activities for which low-carbon alternatives are not yet available and among others have greenhouse gas emission levels corresponding to the best performance.



To what minimum extent are sustainable investments with an environmental objective aligned with the EU Taxonomy?

The financial product may invest in environmentally sustainable economic activities, however the investments of this financial product do not take into account the European Union criteria for environmentally sustainable economic activities. The financial product is committed to a 0% alignment with the European Taxonomy.

Does the financial product invest in fossil gas and/or nuclear energy related activities that comply with the EU Taxonomy?⁽¹⁾



Yes

In fossil gas

In nuclear energy

No

The two graphs below show in green the minimum percentage of investments aligned with the EU Taxonomy. As there is no appropriate methodology to determine the Taxonomy-alignment of sovereign bonds*, the first graph shows the Taxonomy alignment in relation to all the investments of the financial product, including sovereign bonds, while the second graph shows the Taxonomy alignment only in relation to the investments of the financial product other than sovereign bonds.



This graph represents 100% of the total investments.

* For the purpose of these graphs, "sovereign bonds" consist of all sovereign exposures.

What is the minimum share of investments in transitional and enabling activities?

The financial product does not commit to a minimum proportion of investment in transitional and enabling activities.



What is the minimum share of sustainable investments with an environmental objective that are not aligned with the EU Taxonomy?

This product intends to invest part of its assets in sustainable investments. These investments may contribute to environmental or social objectives, without any commitment being made as to the minimum share of each one. Thus, the minimum share of sustainable investments with an environmental objective that are not aligned with the EU Taxonomy is >0%.



What is the minimum share of socially sustainable investments?

This product intends to invest part of its assets in sustainable investments. These investments may contribute to environmental or social objectives, without any commitment being made as to the minimum share of each one. Thus, the minimum share of sustainable investments with a social objective is >0%.



What investments are included under "#2 Other", what is their purpose and are there any minimum environmental or social safeguards?

Investments included in the category "#2 Other" of the financial product represent up to 90% of investments. Depending on the eligible instruments as defined in the product's prospectus, these may include derivatives traded on regulated or organised markets to expose and hedge the portfolio, cash and unrated issuers.

Derivatives and cash do not provide environmental or social safeguards.

are sustainable investments with an environmental objective that **do not take into account the criteria** for environmentally sustainable economic activities under the EU Taxonomy.

(1) Fossil gas and nuclear activities will only be aligned with the EU Taxonomy if they contribute to limiting climate change ("climate change mitigation") and do not cause significant harm to any other EU Taxonomy objective - see explanatory note in the left margin. All criteria applicable to economic activities in the fossil gas and nuclear energy sectors that comply with the EU Taxonomy are defined in Commission Delegated Regulation (EU) 2022/1214.



Is a specific index designated as a reference benchmark to determine whether this financial product is aligned with the environmental and/or social characteristics that it promotes?

Reference benchmarks are indexes to measure whether the financial product attains the environmental or social characteristics that they promote.

Not applicable

How is the reference benchmark continuously aligned with each of the environmental or social characteristics promoted by the financial product?

Not applicable

How is the alignment of the investment strategy with the methodology of the index ensured on a continuous basis?

Not applicable

How does the designated index differ from a relevant broad market index?

Not applicable

Where can the methodology used for the calculation of the designated index be found?

Not applicable



Where can I find more product specific information online?

More information about the product is available on the website:

More information about the Management Company's extra-financial approach can be obtained through the documents available on its website (<https://www.lfde.com>), in the "Responsible Investment" section, on the "To find out more" page, under "LFDE Documents - SFDR".

Additional information about the fund, in particular its regulatory documentation, is available on the Management Company's website (www.lfde.com), under the "Our Funds" section.

Sustainable investment means an investment in an economic activity that contributes to an environmental or social objective, provided that the investment does not significantly harm any environmental or social objective and that the investee companies follow good governance practices.

The EU Taxonomy is a classification system laid down in Regulation (EU) 2020/852, establishing a list of environmentally sustainable economic activities. That Regulation does not include a list of socially sustainable economic activities. Sustainable investments with an environmental objective might be aligned with the Taxonomy or not.



Sustainability indicators are used to verify if the financial product complies with the environmental or social characteristics promoted by the financial product.

Sustainability indicators measure how the environmental or social characteristics promoted by the financial product are attained.

Product name:
ECHIQUIER HYBRID BONDS

Legal entity identifier: 969500CWJOF16QI1D072

Environmental and/or social characteristics

Does this financial product have a sustainable investment objective?

Yes

No

It will make a minimum of **sustainable investments with an environmental objective:** %

- in economic activities that qualify as environmentally sustainable under the EU Taxonomy
- in economic activities that do not qualify as environmentally sustainable under the EU Taxonomy

It will make a minimum of **sustainable investments with a social objective:** %

It **promotes environmental and social (E/S) characteristics** and while it does not have as its objective a sustainable investment, it will have a minimum proportion of 10% of sustainable investments

- with an environmental objective in economic activities that qualify as environmentally sustainable under the EU Taxonomy
- with an environmental objective in economic activities that do not qualify as environmentally sustainable under the EU Taxonomy

with a social objective

It promotes E/S characteristics, but **will not make any sustainable investments**

What environmental and/or social characteristics are promoted by this financial product?

The product's ESG approach is based on the implementation of a base of exclusions defined at the level of the LBP AM group SRI and the use of an issuer ESG rating aimed at monitoring the extra-financial risks of the financial product. This analysis is based on the LBP AM group's proprietary quantitative tool GREaT, which provides an ESG rating based on the following 4 pillars:

- Responsible governance
- Sustainable resource management
- Energy transition
- Regional development

The weight associated with each pillar for the calculation of the GREaT score of an issuer is adjusted according to its business sector in order to take into account its specific features. For example, the greenhouse gas reduction issue is not the same for a company in the services sector and an industrial company, as the former produces less emissions than the latter. In all cases, the weight of each of the three "Environmental", "Social" and "Governance" pillars, calculated by reassigning the criteria of the GREaT pillars, is systematically higher or equal to 20% and can go up to 60%.

No specific index was designated as a reference benchmark to determine whether this financial product is aligned with the environmental and/or social characteristics that it promotes.

The financial product invests in sustainable investments within the meaning of Article 2 (17) of the SFDR.

What sustainability indicators are used to measure the attainment of each of the environmental or social characteristics promoted by this financial product?

Indicator	Associated constraints
Investments in environmentally or socially sustainable activities	At least 10% of the financial product's net assets will be invested in environmentally or socially sustainable investments, as defined in the section "What are the objectives of the sustainable investments that the financial product partially intends to make and how does the sustainable investment contribute to such objectives?" below.

○ **What are the objectives of the sustainable investments that the financial product partially intends to make and how does the sustainable investment contribute to such objectives?**

The financial product seeks to make environmental and social Sustainable Investments within the meaning of the SFDR Regulation. The minimum Sustainable Investment threshold of the financial product is specified in the box at the top of this annex. The sustainable investments thus made by the financial product can meet environmental and/or social objectives.

For the environmental theme, the six objectives of the European Taxonomy are considered, namely:

- Climate change mitigation,
- Climate change adaptation,
- Sustainable use and protection of water and marine resources,
- Transition to a circular economy,
- Pollution prevention and control,
- Protection and restoration of biodiversity and ecosystems.

Note that the methodology applied does not make it possible to measure the contribution of investments according to the definition of the European Taxonomy (i.e. the taxonomy alignment of investments).

However, the contribution of investments to environmental objectives within the meaning of Article 2(17) of Regulation (EU) 2019/2088 (“SFDR Regulation”) is measured using indicators specific to the LBP AM Group and specified above.

For the social theme, the objectives considered are:

- Respect and promotion of human rights, in particular the promotion of fair and favourable working conditions, social integration through work, protection and the promotion of rights of local communities,
- The development of territories and communities, through relations with stakeholders outside the company and the responsible management of value chains, and in order to address the challenges of socio-economic development, the fight against social and territorial divides, support for local players and access to education,
- Improving access to health and essential care worldwide by addressing the issues of availability, geographical accessibility, financial accessibility and acceptability of treatments.

This generalist strategy does not imply that all sustainable investments meet all of the aforementioned environmental and social objectives, but that the sustainable investments must meet at least one of these objectives, while not causing significant harm to the others.

The contribution to one of the aforementioned environmental and social objectives is assessed using various sources, including:

For all environmental and social objectives:

- The “GREaT” score, the proprietary quantitative analysis methodology of the LBP AM Group, which covers all environmental and social objectives,
- The “SDG” score, a proprietary qualitative analysis of LFDE that assesses companies’ products, services and practices with a view to measuring their contribution to achieving the United Nations Sustainable Development Goals (SDGs).

For objectives specific to climate and biodiversity:

- The issuer’s commitment to a decarbonisation trajectory in its activities compatible with the objectives of the Paris Agreement, according to criteria defined by the Management Company,
- The “Greenfin” score, a quantitative indicator measuring the exposure of the business model of an issuer to green activities as defined by the French government label Greenfin, dedicated to financing the energy and ecological transition,
- The “Bird” score, a proprietary quantitative indicator of the LBP AM Group that aims to assess companies primarily on their policies as well as on their practices and impacts related to biodiversity,
- The “Climate & Biodiversity Maturity” score, a proprietary qualitative analysis of LFDE that aims to assess the maturity of companies in their consideration of the current and future climate and biodiversity issues they face. For the theme specific to healthcare:
- The “AAAA” (Acceptability, Accessibility, Affordability, Availability) score, a proprietary qualitative analysis of LFDE that aims to assess the contribution of companies through their products and services to the four dimensions of access to healthcare (Availability, Geographical Accessibility, Financial Accessibility, Acceptability) inspired by the work of the World Health Organization (WHO) on the subject.

A more complete description of the thresholds applied for each criterion is available in the “SFDR – Sustainable Investment Methodology” document accessible on the Management Company’s website (<https://www.lfde.com>), in the “Responsible Investment” section, on the “To find out more” page, under “LFDE Documents - SFDR”.

- **How do the sustainable investments that the financial product partially intends to make not cause significant harm to any environmental or social sustainable investment objective?**

In order to ensure that an investment contributing to a sustainability objective, according to the analysis method presented above, does not cause significant harm to any environmental or social sustainable investment objective, the methodology applied systematically considers, on a cumulative basis:

- The issuer's practices relating to its management of human rights and environmental resources. This point is controlled using the proprietary "GREaT" extra-financial analysis methodology
- The issuer's exposure to sectors that are sensitive in terms of environmental and social aspects (such as thermal coal, controversial weapons, tobacco, gambling, etc.) in connection with the exclusion policies applicable in the Management Companies of the LBP AM Group. A more complete description of the exclusions is available in the "Exclusion Policy" document available on the Management Company's website (<https://www.lfde.com>), in the "Responsible Investment" section, on the "To find out more" page, under "LFDE Documents - Approach and Methodologies".
- The issuer's exposure to a severe controversy on environmental, social and governance issues, or a critical risk of serious breach of the OECD Guidelines for Multinational Enterprises and the UN Guidelines on Business and Human Rights.

- **How have the indicators for adverse impacts on sustainability factors been taken into account?**

Commission Delegated Regulation (EU) 2022/1288 (hereinafter the "SFDR Delegated Regulation") defines a list of indicators to measure the adverse impacts of an issuer on environmental and social sustainability factors (hereinafter the "adverse impact indicators"). The adverse impact indicators are calculated for each issuer, when the data is available and integrated into the extra-financial analysis tool.

Some indicators have been directly integrated, either into the proprietary GREaT scoring methodology used to identify both a positive contribution or significant adverse impact, or into the controversy indicator mentioned above, or into the exclusion policies. The principal adverse impacts are also taken into account through the shareholder engagement approach with companies in order to improve their transparency on these indicators and reduce their negative externalities.

- **How are the sustainable investments aligned with the OECD Guidelines for Multinational Enterprises and the UN Guiding Principles on Business and Human Rights?**

In order to ensure that the sustainable investments are aligned with the OECD Guidelines for Multinational Enterprises and the United Nations Guidelines on Business and Human Rights, the Management Company systematically controls:

- The proper application of the Management Company's exclusion policy relating to these international treaties and the process for ad hoc controversy monitoring.
- The disqualification of issuers identified as having poor practices on the "Sustainable Resource Management" pillar of the GREaT analysis methodology, which incorporates criteria relating to respect for human rights and labour law.

A more complete description of the thresholds applied for each criterion is available in the "SFDR – Sustainable Investment Methodology" document accessible on the Management Company's website (<https://www.lfde.com>), in the "Responsible Investment" section, on the "To find out more" page, under "LFDE Documents - SFDR".

The EU Taxonomy sets out a "do not significant harm" principle by which Taxonomy-aligned investments should not significantly harm EU Taxonomy objectives and is accompanied by specific EU criteria. The "do not significant harm" principle applies only to those investments underlying the financial product that take into account the EU criteria for environmentally sustainable economic activities. The investments underlying the remaining portion of this financial product do not take into account European Union criteria for environmentally sustainable economic activities. Any other sustainable investments must also not significantly harm any environmental or social objectives.



Does this financial product consider principal adverse impacts on sustainability factors?

Yes

No

Principal adverse impacts are the most significant negative impacts of investment decisions on sustainability factors relating to environmental, social and employee matters, respect for human rights and anti-corruption and anti-bribery matters.



What investment strategy does this financial product follow?

The investment strategy guides investment decisions based on factors such as investment objectives and risk tolerance.

A UCI of subordinated, perpetual or long-maturity bonds issued by private non-financial companies assessed as having good credit quality, by the rating agencies and the management company.

- **What are the binding elements of the investment strategy used to select the investments to attain each of the environmental or social characteristics promoted by this financial product?**

The binding elements used to select investments and achieve the environmental and social characteristics promoted by the fund are as follows:

- the Management Company's exclusion policy and the resulting sectoral or norm-based exclusion constraints.
- constraints associated with the sustainability indicators presented in the section "What sustainability indicators are used to measure the attainment of each of the environmental or social characteristics promoted by this financial product?" above.
- marginally, the ESG assessment of each of the issuers present in the portfolio through the quantitative analysis using the GREaT scoring tool (LBP AM group's proprietary methodology); however, this analysis is not intended to result in a selectivity criteria, except in the case of an identified extra-financial risk.

- **What is the committed minimum rate to reduce the scope of the investments considered prior to the application of that investment strategy?**

The implementation of sectoral and norm-based exclusion filters leads to a reduction in the investment universe.

- **What is the policy to assess good governance practices of the investee companies?**

The monitoring of the application of good governance principles by issuers is controlled by means of a quantitative indicator derived from the proprietary "GREaT" analysis methodology, the "Governance" pillar notably covering issues such as balance of powers, fair remuneration and business ethics.

If this quantitative assessment of the Governance pillar appears to be insufficient or in the case of a significant controversy, the management team will also carry out a qualitative analysis of the governance.

In addition, the Management Company encourages good governance practices through its engagement and voting policy, which deals in particular with the issues of balanced remuneration, value sharing between senior managers and employees, and diversity and parity within management bodies.

Good governance

practices include sound management structures, employee relations, remuneration of staff and tax compliance.



What is the asset allocation planned for this financial product?

Asset allocation

describes the share of investments in specific assets.

Taxonomy-aligned activities are expressed as a share of:

- **turnover** reflecting the share of revenue from green activities of investee companies;
- **capital expenditure** (CapEx) showing the green investments made by investee companies, e.g. for a transition to a green economy;
- **operational expenditure** (OpEx) reflecting green operational activities of investee companies.

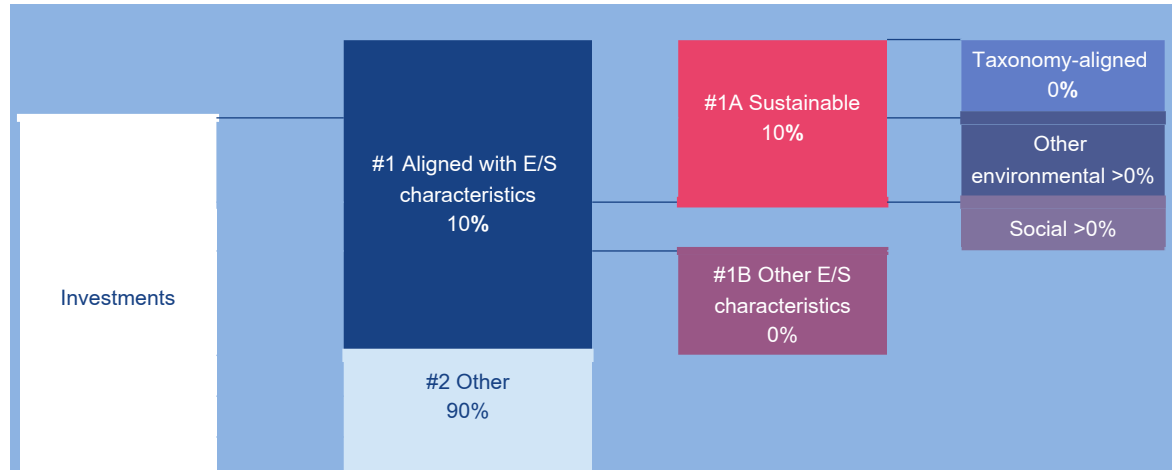
The financial product invests at least 10% of its assets in assets considered "eligible" according to the ESG process implemented - therefore in investments that are aligned with the environmental and social characteristics promoted (#1 Aligned with E/S characteristics).

Up to 90% of investments may not be aligned with these characteristics (#2 Other).

It should also be noted that, in line with the information provided in the pre-contractual documentation, the financial product undertakes to carry out an ESG analysis for at least 75% of the assets invested in equities and debt securities issued by private and quasi-public issuers. This ESG analysis, based on the GREaT rating methodology, aims to provide the manager with information on the ESG risk attached to the issuers. However, it is not intended to be systematically and measurably taken into account in the selection of portfolio securities.

The financial product invests at least 10% of its assets in assets considered to be sustainable investments (#1A Sustainable).

A more detailed description of the specific asset allocation of this financial product can be found in its prospectus.



#1 Aligned with E/S characteristics includes the investments of the financial product used to attain the environmental or social characteristics promoted by the financial product.

#2 Other includes the remaining investments of the financial product which are neither aligned with environmental or social characteristics, nor are qualified as sustainable investments.

The category **#1 Aligned with E/S characteristics** covers:

- The sub-category **#1A Sustainable** covers sustainable investments with environmental or social objectives,
- The sub-category **#1B Other E/S characteristics** covers investments aligned with the environmental or social characteristics that do not qualify as sustainable investments.

○ How does the use of derivatives attain the environmental or social characteristics promoted by the financial product?

Any derivatives authorised/used by the financial product are not intended to contribute to achieving the environmental or social characteristics promoted. Their use is limited to hedging or temporary exposure in order to cover a strong movement in liabilities, to gain temporary exposure to market beta or to accompany a change in strategy. Furthermore, the Management Company ensures that the use of derivatives does not run counter to the environmental or social characteristics promoted by the financial product. In particular, the Management Company does not use derivatives to artificially improve the product's extra-financial performance. The constraints relating to the use of derivatives are specified in the pre-contractual documentation for the financial product.

To comply with the EU Taxonomy, the criteria for **fossil gas** include limitations on emissions and switching to renewable power or low-carbon fuels by the end of 2035. For **nuclear energy**, the criteria include comprehensive safety and waste management rules.

Enabling activities directly enable other activities to make a substantial contribution to an environmental objective.

Transitional activities are activities for which low-carbon alternatives are not yet available and among others have greenhouse gas emission levels corresponding to the best performance.



To what minimum extent are sustainable investments with an environmental objective aligned with the EU Taxonomy?

The financial product may invest in environmentally sustainable economic activities, however the investments of this financial product do not take into account the European Union criteria for environmentally sustainable economic activities. The financial product is committed to a 0% alignment with the European Taxonomy.

Does the financial product invest in fossil gas and/or nuclear energy related activities that comply with the EU Taxonomy?⁽¹⁾


Yes

In fossil gas


In nuclear energy

No

The two graphs below show in green the minimum percentage of investments aligned with the EU Taxonomy. As there is no appropriate methodology to determine the Taxonomy-alignment of sovereign bonds, the first graph shows the Taxonomy alignment in relation to all the investments of the financial product, including sovereign bonds, while the second graph shows the Taxonomy alignment only in relation to the investments of the financial product other than sovereign bonds.*



100.0%



100.0%

This graph represents 100% of the total investments.

* For the purpose of these graphs, "sovereign bonds" consist of all sovereign exposures.

What is the minimum share of investments in transitional and enabling activities?

The financial product does not commit to a minimum proportion of investment in transitional and enabling activities.



What is the minimum share of sustainable investments with an environmental objective that are not aligned with the EU Taxonomy?

This product intends to invest part of its assets in sustainable investments. These investments may contribute to environmental or social objectives, without any commitment being made as to the minimum share of each one. Thus, the minimum share of sustainable investments with an environmental objective that are not aligned with the EU Taxonomy is >0%.



are sustainable investments with an environmental objective that **do not take into account the criteria** for environmentally sustainable economic activities under the EU Taxonomy.



What is the minimum share of socially sustainable investments?

This product intends to invest part of its assets in sustainable investments. These investments may contribute to environmental or social objectives, without any commitment being made as to the minimum share of each one. Thus, the minimum share of sustainable investments with a social objective is >0%.



What investments are included under "#2 Other", what is their purpose and are there any minimum environmental or social safeguards?

Investments included in the category "#2 Other" of the financial product represent up to 90% of investments. Depending on the eligible instruments as defined in the product's prospectus, these may include derivatives traded on regulated or organised markets to expose and hedge the portfolio, cash and unrated issuers.

Derivatives and cash do not provide environmental or social safeguards.

(1) Fossil gas and nuclear activities will only be aligned with the EU Taxonomy if they contribute to limiting climate change ("climate change mitigation") and do not cause significant harm to any other EU Taxonomy objective - see explanatory note in the left margin. All criteria applicable to economic activities in the fossil gas and nuclear energy sectors that comply with the EU Taxonomy are defined in Commission Delegated Regulation (EU) 2022/1214.



Is a specific index designated as a reference benchmark to determine whether this financial product is aligned with the environmental and/or social characteristics that it promotes?

Reference benchmarks are indexes to measure whether the financial product attains the environmental or social characteristics that they promote.

Not applicable

How is the reference benchmark continuously aligned with each of the environmental or social characteristics promoted by the financial product?

Not applicable

How is the alignment of the investment strategy with the methodology of the index ensured on a continuous basis?

Not applicable

How does the designated index differ from a relevant broad market index?

Not applicable

Where can the methodology used for the calculation of the designated index be found?

Not applicable



Where can I find more product specific information online?

More information about the product is available on the website:

More information about the Management Company's extra-financial approach can be obtained through the documents available on its website (<https://www.lfde.com>), in the "Responsible Investment" section, on the "To find out more" page, under "LFDE Documents - SFDR".

Additional information about the fund, in particular its regulatory documentation, is available on the Management Company's website (www.lfde.com), under the "Our Funds" section.

Sustainable investment means an investment in an economic activity that contributes to an environmental or social objective, provided that the investment does not significantly harm any environmental or social objective and that the investee companies follow good governance practices.

The **EU Taxonomy** is a classification system laid down in Regulation (EU) 2020/852, establishing a list of **environmentally sustainable economic activities**. That Regulation does not include a list of socially sustainable economic activities. Sustainable investments with an environmental objective might be aligned with the Taxonomy or not.



Sustainability indicators are used to verify if the financial product complies with the environmental or social characteristics promoted by the financial product.

Sustainability indicators measure how the environmental or social characteristics promoted by the financial product are attained.

Product name:
ECHIQUIER ARTY SRI

Legal entity identifier: 969500I9FE435QANAU40

Environmental and/or social characteristics

Does this financial product have a sustainable investment objective?

Yes

No

It will make a minimum of **sustainable investments with an environmental objective**: %

- in economic activities that qualify as environmentally sustainable under the EU Taxonomy
- in economic activities that do not qualify as environmentally sustainable under the EU Taxonomy

It will make a minimum of **sustainable investments with a social objective**: %

It **promotes environmental and social (E/S) characteristics** and while it does not have as its objective a sustainable investment, it will have a minimum proportion of 40% of sustainable investments

- with an environmental objective in economic activities that qualify as environmentally sustainable under the EU Taxonomy
- with an environmental objective in economic activities that do not qualify as environmentally sustainable under the EU Taxonomy

with a social objective

It promotes E/S characteristics, but **will not make any sustainable investments**

What environmental and/or social characteristics are promoted by this financial product?

The SRI approach to managing the financial product aims to identify and select issuers that:

- Propose innovations and solutions to key issues: demography, urbanisation, environment, climate, agriculture, food, public health, etc.
- Anticipate the importance of these issues by acting responsibly in the four areas of the Management Company's SRI philosophy.

This analysis is based on the GREaT philosophy, which is specific to the Management Company and built around the following four pillars:

- Responsible governance
- Sustainable resource management
- Energy transition
- Regional development

The weight associated with each pillar for the calculation of the GREaT score of an issuer is adjusted according to its business sector in order to take into account its specific features. For example, the greenhouse gas reduction issue is not the same for a company in the services sector and an industrial company, as the former produces less emissions than the latter. In all cases, the weight of each of the three "Environmental", "Social" and "Governance" pillars, calculated by reassigning the criteria of the GREaT pillars, is systematically higher or equal to 20% and can go up to 60%.

No specific index was designated as a reference benchmark to determine whether this financial product is aligned with the environmental and/or social characteristics that it promotes.

In addition, the financial product may invest in UCIs that have obtained the French SRI label.

The financial product invests in sustainable investments within the meaning of Article 2 (17) of the SFDR.

- **What sustainability indicators are used to measure the attainment of each of the environmental or social characteristics promoted by this financial product?**

Indicator	Associated constraints
GREaT ESG analysis methodology	The investment universe is subject to a binding extra-financial analysis, in order to reduce the investment scope of the Financial Product. For more details, refer to the section “What is the committed minimum rate to reduce the scope of the investments considered prior to the application of that investment strategy?”
Key Performance Indicators	The financial product aims to obtain a better rating than that of its Analysis Universe on the following specific indicators: - Net Zero trajectory: Proportion of companies with greenhouse gas emission reduction targets validated by the SBTi Biodiversity: estimate of the impact of a company on biodiversity via the Global Biodiversity Score (the higher the score the greater the company's impact on biodiversity).
Investments in environmentally or socially sustainable activities	At least 40% of the financial product's net assets will be invested in environmentally or socially sustainable investments, as defined in the section “What are the objectives of the sustainable investments that the financial product partially intends to make and how does the sustainable investment contribute to such objectives?” below.
Low-carbon transition of emitters with a high impact on the climate	The financial product ensures that at least 15% of issuers in the “high-impact climate sectors” as described in Delegated Regulation (EU) 2022/1288 (“SFDR Delegated Regulation”) have a credible transition plan with regard to the climate targets set by the Paris Agreement, according to the Management Company's analysis.

- **What are the objectives of the sustainable investments that the financial product partially intends to make and how does the sustainable investment contribute to such objectives?**

The financial product intends to make environmental and social Sustainable Investments within the meaning of the SFDR. The minimum Sustainable Investment threshold of the financial product is specified in the box at the top of this annex. The sustainable investments thus made by the financial product can meet environmental and/or social objectives.

For the environmental theme, the six objectives of the European Taxonomy are considered, namely:

- Climate change mitigation,
- Climate change adaptation,
- Sustainable use and protection of water and marine resources,
- Transition to a circular economy,
- Pollution prevention and control,
- Protection and restoration of biodiversity and ecosystems.

Note that the methodology applied does not make it possible to measure the contribution of investments according to the definition of the European Taxonomy (i.e. the taxonomy alignment of investments).

However, the contribution of investments to environmental objectives within the meaning of Article 2(17) of Regulation (EU) 2019/2088 (“SFDR Regulation”) is measured using indicators specific to the LBP AM Group and specified above.

For the social theme, the objectives considered are:

- Respect and promotion of human rights, in particular the promotion of fair and favourable working conditions, social integration through work, protection and the promotion of rights of local communities,
- The development of territories and communities, through relations with stakeholders outside the company and the responsible management of value chains, and in order to address the challenges of socio-economic development, the fight against social and territorial divides, support for local players and access to education,
- Improving access to health and essential care worldwide by addressing the issues of availability, geographical accessibility, financial accessibility and acceptability of treatments.

This generalist strategy does not imply that all sustainable investments meet all of the aforementioned environmental and social objectives, but that the sustainable investments must meet at least one of these objectives, while not causing significant harm to the others.

The contribution to one of the aforementioned environmental and social objectives is assessed using various sources, including:

Principal adverse impacts are the most significant negative impacts of investment decisions on sustainability factors relating to environmental, social and employee matters, respect for human rights, anti-corruption and anti-bribery matters.

For all environmental and social objectives:

- The “GREaT” score, the proprietary quantitative analysis methodology of the LBP AM Group, which covers all environmental and social objectives,
- The “SDG” score, a proprietary qualitative analysis of LFDE that assesses companies’ products, services and practices with a view to measuring their contribution to achieving the United Nations Sustainable Development Goals (SDGs).

For objectives specific to climate and biodiversity:

- The issuer’s commitment to a decarbonisation trajectory in its activities compatible with the objectives of the Paris Agreement, according to criteria defined by the Management Company,
- The “Greenfin” score, a quantitative indicator measuring the exposure of the business model of an issuer to green activities as defined by the French government label Greenfin, dedicated to financing the energy and ecological transition,
- The “Bird” score, a proprietary quantitative indicator of the LBP AM Group that aims to assess companies primarily on their policies as well as on their practices and impacts related to biodiversity,
- The “Climate & Biodiversity Maturity” score, a proprietary qualitative analysis of LFDE that aims to assess the maturity of companies in their consideration of the current and future climate and biodiversity issues they face. For the theme specific to healthcare:
- The “AAAA” (Acceptability, Accessibility, Affordability, Availability) score, a proprietary qualitative analysis of LFDE that aims to assess the contribution of companies through their products and services to the four dimensions of access to healthcare (Availability, Geographical Accessibility, Financial Accessibility, Acceptability) inspired by the work of the World Health Organization (WHO) on the subject.

A more complete description of the thresholds applied for each criterion is available in the “SFDR – Sustainable Investment Methodology” document accessible on the Management Company’s website (<https://www.lfde.com>), in the “Responsible Investment” section, on the “To find out more” page, under “LFDE Documents - SFDR”.

○ **How do the sustainable investments that the financial product partially intends to make not cause significant harm to any environmental or social sustainable investment objective?**

In order to ensure that an investment contributing to a sustainability objective, according to the analysis method presented above, does not cause significant harm to any environmental or social sustainable investment objective, the methodology applied systematically considers, on a cumulative basis:

- The issuer’s practices relating to its management of human rights and environmental resources. This point is controlled using the proprietary “GREaT” extra-financial analysis methodology
- The issuer’s exposure to sectors that are sensitive in terms of environmental and social aspects (such as thermal coal, controversial weapons, tobacco, gambling, etc.) in connection with the exclusion policies applicable in the Management Companies of the LBP AM Group. A more complete description of the exclusions is available in the “Exclusion Policy” document available on the Management Company’s website (<https://www.lfde.com>), in the “Responsible Investment” section, on the “To find out more” page, under “LFDE Documents - Approach and Methodologies”.
- The issuer’s exposure to a severe controversy on environmental, social and governance issues, or a critical risk of serious breach of the OECD Guidelines for Multinational Enterprises and the UN Guidelines on Business and Human Rights.

- **How have the indicators for adverse impacts on sustainability factors been taken into account?**

Commission Delegated Regulation (EU) 2022/1288 (hereinafter the “SFDR Delegated Regulation”) defines a list of indicators to measure the adverse impacts of an issuer on environmental and social sustainability factors (hereinafter the “adverse impact indicators”). The adverse impact indicators are calculated for each issuer, when the data is available and integrated into the extra-financial analysis tool.

Some indicators have been directly integrated, either into the proprietary GREaT scoring methodology used to identify both a positive contribution or significant adverse impact, or into the controversy indicator mentioned above, or into the exclusion policies. The principal adverse impacts are also taken into account through the shareholder engagement approach with companies in order to improve their transparency on these indicators and reduce their negative externalities.

- **How are the sustainable investments aligned with the OECD Guidelines for Multinational Enterprises and the UN Guiding Principles on Business and Human Rights?**

In order to ensure that the sustainable investments are aligned with the OECD Guidelines for Multinational Enterprises and the United Nations Guidelines on Business and Human Rights, the Management Company systematically controls:

- The proper application of the Management Company’s exclusion policy relating to these international treaties and the process for ad hoc controversy monitoring.
- The disqualification of issuers identified as having poor practices on the “Sustainable Resource Management” pillar of the GREaT analysis methodology, which incorporates criteria relating to respect for human rights and labour law.

A more complete description of the thresholds applied for each criterion is available in the “SFDR – Sustainable Investment Methodology” document accessible on the Management Company’s website (<https://www.lfde.com>), in the “Responsible Investment” section, on the “To find out more” page, under “LFDE Documents - SFDR”.

The EU Taxonomy sets out a “do not significant harm” principle by which Taxonomy-aligned investments should not significantly harm EU Taxonomy objectives and is accompanied by specific EU criteria. The “do not significant harm” principle applies only to those investments underlying the financial product that take into account the EU criteria for environmentally sustainable economic activities. The investments underlying the remaining portion of this financial product do not take into account European Union criteria for environmentally sustainable economic activities. Any other sustainable investments must also not significantly harm any environmental or social objectives.



Does this financial product consider principal adverse impacts on sustainability factors?

Yes

No

Regarding the adverse impacts, this financial product takes into account 14 mandatory indicators from Table 1 of Annex I of European Commission Delegated Regulation (EU) 2022/1288, and also includes the following two additional indicators:

- investments in companies without carbon reduction initiatives
- investments in companies without a workplace accident prevention policy

They are taken into account in the various areas of the management company's responsible investment approach: through the exclusion policy (sectoral and norm-based), the ESG analysis methodology, the various impact scores, the measurement and management of ESG performance indicators and engagement with companies.

Additional information about how the principal adverse impacts are taken into account is available in the document “Article 4 SFDR: Principal adverse impacts” accessible on the Management Company's website (<https://www.lfde.com>), in the “Responsible Investment” section, on the “To find out more” page, under “LFDE Documents - SFDR”.

Moreover, the Financial Product aims to obtain a better rating than that of its investment Universe on the following indicators:

- Net Zero trajectory: Proportion of companies with greenhouse gas emission reduction targets validated by the SBTi
- Biodiversity: estimate of the impact of a company on biodiversity via the Global Biodiversity Score (the higher the score the greater the company's impact on biodiversity).



What investment strategy does this financial product follow?

Echiquier Arty SRI is a diversified UCI invested in European equities and corporate bonds. The manager seeks the best risk/return ratio issued by companies.

○ What are the binding elements of the investment strategy used to select the investments to attain each of the environmental or social characteristics promoted by this financial product?

The binding elements used to select investments and achieve the environmental and social characteristics promoted by the fund are as follows:

- the Management Company's exclusion policy and the resulting sectoral or norm-based exclusion constraints, - the restrictions defined by the French government's SRI Label in terms of additional sector exclusions and reduction of the investment universe, - constraints associated with the sustainability indicators presented in the section “What sustainability indicators are used to measure the attainment of each of the environmental or social characteristics promoted by this financial product?” above.
- the binding ESG assessment of each of the issuers in the portfolio via a quantitative analysis using the GREaT scoring tool (proprietary methodology of the LBP AM group).

Lastly, the fund also applies exclusions on companies linked to activities considered to be non-aligned with the Paris Agreement on climate change (coal extraction, oil, etc.), in light of the ESMA naming rules.

The investment strategy guides investment decisions based on factors such as investment objectives and risk tolerance.

○ **What is the committed minimum rate to reduce the scope of the investments considered prior to the application of that investment strategy?**

The investment strategy is not intended to reduce the investment Universe of the Financial Product. However, it aims to ensure that the Financial Product has an ESG rating (calculated according to the proprietary GREaT analysis methodology) above that of its universe after removing 30% of the issuers (on the basis of the ESG ratings and all exclusions applied by the fund).

Good governance practices include sound management structures, employee relations, remuneration of staff and tax compliance.

○ **What is the policy to assess good governance practices of the investee companies?**

The monitoring of the application of good governance principles by issuers is controlled by means of a quantitative indicator derived from the proprietary “GREaT” analysis methodology, the “Governance” pillar notably covering issues such as balance of powers, fair remuneration and business ethics.

If this quantitative assessment of the Governance pillar appears to be insufficient or in the case of a significant controversy, the management team will also carry out a qualitative analysis of the governance.

In addition, the Management Company encourages good governance practices through its engagement and voting policy, which deals in particular with the issues of balanced remuneration, value sharing between senior managers and employees, and diversity and parity within management bodies.



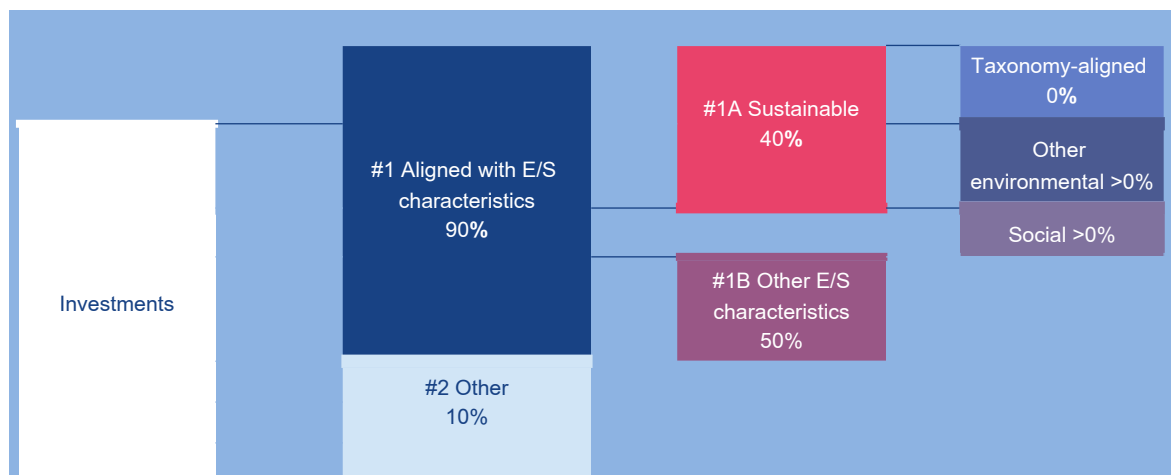
What is the asset allocation planned for this financial product?

The financial product invests at least 90% of its assets in assets considered “eligible” according to the ESG process implemented - therefore in investments that are aligned with the environmental and social characteristics promoted (#1 Aligned with E/S characteristics).

Up to 10% of investments may not be aligned with these characteristics (#2 Other).

The financial product invests at least 40% of its assets in assets considered to be sustainable investments (#1A Sustainable).

A more detailed description of the specific asset allocation of this financial product can be found in its prospectus.



#1 Aligned with E/S characteristics includes the investments of the financial product used to attain the environmental or social characteristics promoted by the financial product.

#2 Other includes the remaining investments of the financial product which are neither aligned with environmental or social characteristics, nor are qualified as sustainable investments.

The category #1 Aligned with E/S characteristics covers:

- The sub-category #1A Sustainable covers sustainable investments with environmental or social objectives,
- The sub-category #1B Other E/S characteristics covers investments aligned with the environmental or social characteristics that do not qualify as sustainable investments.

○ **How does the use of derivatives attain the environmental or social characteristics promoted by the financial product?**

Any derivatives authorised/used by the financial product are not intended to contribute to achieving the environmental or social characteristics promoted. Their use is limited to hedging or temporary exposure in order to cover a strong movement in liabilities, to gain temporary exposure to market beta or to accompany a change in strategy. Furthermore, the Management Company ensures that the use of derivatives does not run counter to the environmental or social characteristics promoted by the financial product. In particular, the Management Company does not use derivatives to artificially improve the product’s extra-financial performance. The constraints relating to the use of derivatives are specified in the pre-contractual documentation for the financial product.

Taxonomy-aligned activities are expressed as a share of:

- **turnover** reflecting the share of revenue from green activities of investee companies;

- **capital expenditure** (CapEx) showing the green investments made by investee companies, e.g. for a transition to a green economy;

- **operational expenditure** (OpEx) reflecting green operational activities of investee companies.

To comply with the EU Taxonomy, the criteria for fossil gas include limitations on emissions and switching to renewable power or low-carbon fuels by the end of 2035. For nuclear energy, the criteria include comprehensive safety and waste management rules.

Enabling activities directly enable other activities to make a substantial contribution to an environmental objective.

Transitional activities are activities for which low-carbon alternatives are not yet available and among others have greenhouse gas emission levels corresponding to the best performance.



To what minimum extent are sustainable investments with an environmental objective aligned with the EU Taxonomy?

The financial product may invest in environmentally sustainable economic activities, however the investments of this financial product do not take into account the European Union criteria for environmentally sustainable economic activities. The financial product is committed to a 0% alignment with the European Taxonomy.

Does the financial product invest in fossil gas and/or nuclear energy related activities that comply with the EU Taxonomy?⁽¹⁾

Yes

In fossil gas

In nuclear energy

No

The two graphs below show in green the minimum percentage of investments aligned with the EU Taxonomy. As there is no appropriate methodology to determine the Taxonomy-alignment of sovereign bonds*, the first graph shows the Taxonomy alignment in relation to all the investments of the financial product, including sovereign bonds, while the second graph shows the Taxonomy alignment only in relation to the investments of the financial product other than sovereign bonds.



* For the purpose of these graphs, 'sovereign bonds' consist of all sovereign exposures.

What is the minimum share of investments in transitional and enabling activities?

The financial product does not commit to a minimum proportion of investment in transitional and enabling activities.



What is the minimum share of sustainable investments with an environmental objective that are not aligned with the EU Taxonomy?

This product intends to invest part of its assets in sustainable investments. These investments may contribute to environmental or social objectives, without any commitment being made as to the minimum share of each one. Thus, the minimum share of sustainable investments with an environmental objective that are not aligned with the EU Taxonomy is >0%.



What is the minimum share of socially sustainable investments?

This product intends to invest part of its assets in sustainable investments. These investments may contribute to environmental or social objectives, without any commitment being made as to the minimum share of each one. Thus, the minimum share of sustainable investments with a social objective is >0%.



What investments are included under "#2 Other", what is their purpose and are there any minimum environmental or social safeguards?

Investments included in the category "#2 Other" of the financial product represent up to 10% of investments. Depending on the eligible instruments as defined in the product's prospectus, these may include derivatives traded on regulated or organised markets to expose and hedge the portfolio, cash and unrated issuers. Derivatives and cash do not provide environmental or social safeguards.

are sustainable investments with an environmental objective that do not take into account the criteria for environmentally sustainable economic activities under the EU Taxonomy.

(1) Fossil gas and/or nuclear activities will only comply with the EU Taxonomy where they contribute to limiting climate change ("climate change mitigation") and do not significantly harm any EU Taxonomy objective - see explanatory note in the left hand margin. The full criteria for fossil gas and nuclear energy economic activities in the sectors that comply with the EU Taxonomy are laid down in Commission Delegated Regulation (EU) 2022/1214.



Is a specific index designated as a reference benchmark to determine whether this financial product is aligned with the environmental and/or social characteristics that it promotes?

Reference benchmarks are indexes to measure whether the financial product attains the environmental or social characteristics that they promote.

Not applicable

How is the reference benchmark continuously aligned with each of the environmental or social characteristics promoted by the financial product?

Not applicable

How is the alignment of the investment strategy with the methodology of the index ensured on a continuous basis?

Not applicable

How does the designated index differ from a relevant broad market index?

Not applicable

Where can the methodology used for the calculation of the designated index be found?

Not applicable



Where can I find more product specific information online?

More information about the product is available on the website:

More information about the Management Company's extra-financial approach can be obtained through the documents available on its website (<https://www.lfde.com>), in the "Responsible Investment" section, on the "To find out more" page, under "LFDE Documents - SFDR".

Additional information about the fund, in particular its regulatory documentation, is available on the Management Company's website (www.lfde.com), under the "Our Funds" section.

Template pre-contractual disclosure for the financial products referred to in Article 8, paragraphs 1, 2 and 2a, of Regulation (EU) 2019/2088 and Article 6, first paragraph, of Regulation (EU) 2020/852

Sustainable investment means an investment in an economic activity that contributes to an environmental or social objective, provided that the investment does not significantly harm any environmental or social objective and that the investee companies follow good governance practices.

The **EU Taxonomy** is a classification system laid down in Regulation (EU) 2020/852, establishing a list of **environmentally sustainable economic activities**. That Regulation does not include a list of socially sustainable economic activities. Sustainable investments with an environmental objective might be aligned with the Taxonomy or not.

Sustainability indicators are used to verify if the financial product complies with the environmental or social characteristics promoted by the financial product.

Sustainability indicators measure how the environmental or social characteristics promoted by the financial product are attained.



Product name:
ECHIQUIER CREDIT SRI EUROPE

Legal entity identifier: 969500S7Y2EZY0WVQ120

Environmental and/or social characteristics

Does this financial product have a sustainable investment objective?

Yes

No

It will make a minimum of **sustainable investments with an environmental objective**: %

in economic activities that qualify as environmentally sustainable under the EU Taxonomy

in economic activities that do not qualify as environmentally sustainable under the EU Taxonomy

It will make a minimum of **sustainable investments with a social objective**: %

It **promotes environmental and social (E/S) characteristics** and while it does not have as its objective a sustainable investment, it will have a minimum proportion of 40% of sustainable investments

with an environmental objective in economic activities that qualify as environmentally sustainable under the EU Taxonomy

with an environmental objective in economic activities that do not qualify as environmentally sustainable under the EU Taxonomy

with a social objective

It promotes E/S characteristics, but **will not make any sustainable investments**

What environmental and/or social characteristics are promoted by this financial product?

The SRI approach to managing the financial product aims to identify and select issuers that:

- Propose innovations and solutions to key issues: demography, urbanisation, environment, climate, agriculture, food, public health, etc.
- Anticipate the importance of these issues by acting responsibly in the four areas of the Management Company's SRI philosophy.

This analysis is based on the GREaT philosophy, which is specific to the Management Company and built around the following four pillars:

- Responsible governance
- Sustainable resource management
- Energy transition
- Regional development

The weight associated with each pillar for the calculation of the GREaT score of an issuer is adjusted according to its business sector in order to take into account its specific features. For example, the greenhouse gas reduction issue is not the same for a company in the services sector and an industrial company, as the former produces less emissions than the latter. In all cases, the weight of each of the three "Environmental", "Social" and "Governance" pillars, calculated by reassigning the criteria of the GREaT pillars, is systematically higher or equal to 20% and can go up to 60%.

No specific index was designated as a reference benchmark to determine whether this financial product is aligned with the environmental and/or social characteristics that it promotes.

In addition, the financial product may invest in UCIs that have obtained the French SRI label.

The financial product invests in sustainable investments within the meaning of Article 2 (17) of the SFDR.

- **What sustainability indicators are used to measure the attainment of each of the environmental or social characteristics promoted by this financial product?**

Indicator	Associated constraints
GREaT ESG analysis methodology	The investment universe is subject to a binding extra-financial analysis, in order to reduce the investment scope of the Financial Product. For more details, refer to the section “What is the committed minimum rate to reduce the scope of the investments considered prior to the application of that investment strategy?”
Key Performance Indicators	The financial product aims to obtain a better rating than that of its Analysis Universe on the following specific indicators: - Net Zero trajectory: Proportion of companies with greenhouse gas emission reduction targets validated by the SBTi Biodiversity: estimate of the impact of a company on biodiversity via the Global Biodiversity Score (the higher the score the greater the company's impact on biodiversity).
Investments in environmentally or socially sustainable activities	At least 40% of the financial product's net assets will be invested in environmentally or socially sustainable investments, as defined in the section “What are the objectives of the sustainable investments that the financial product partially intends to make and how does the sustainable investment contribute to such objectives?” below.
Low-carbon transition of emitters with a high impact on the climate	The financial product ensures that at least 15% of issuers in the “high-impact climate sectors” as described in Delegated Regulation (EU) 2022/1288 (“SFDR Delegated Regulation”) have a credible transition plan with regard to the climate targets set by the Paris Agreement, according to the Management Company's analysis.

- **What are the objectives of the sustainable investments that the financial product partially intends to make and how does the sustainable investment contribute to such objectives?**

The financial product intends to make environmental and social Sustainable Investments within the meaning of the SFDR. The minimum Sustainable Investment threshold of the financial product is specified in the box at the top of this annex. The sustainable investments thus made by the financial product can meet environmental and/or social objectives.

For the environmental theme, the six objectives of the European Taxonomy are considered, namely:

- Climate change mitigation,
- Climate change adaptation,
- Sustainable use and protection of water and marine resources,
- Transition to a circular economy,
- Pollution prevention and control,
- Protection and restoration of biodiversity and ecosystems.

Note that the methodology applied does not make it possible to measure the contribution of investments according to the definition of the European Taxonomy (i.e. the taxonomy alignment of investments).

However, the contribution of investments to environmental objectives within the meaning of Article 2(17) of Regulation (EU) 2019/2088 (“SFDR Regulation”) is measured using indicators specific to the LBP AM Group and specified above.

For the social theme, the objectives considered are:

- Respect and promotion of human rights, in particular the promotion of fair and favourable working conditions, social integration through work, protection and the promotion of rights of local communities,
- The development of territories and communities, through relations with stakeholders outside the company and the responsible management of value chains, and in order to address the challenges of socio-economic development, the fight against social and territorial divides, support for local players and access to education,
- Improving access to health and essential care worldwide by addressing the issues of availability, geographical accessibility, financial accessibility and acceptability of treatments.

This generalist strategy does not imply that all sustainable investments meet all of the aforementioned environmental and social objectives, but that the sustainable investments must meet at least one of these objectives, while not causing significant harm to the others.

The contribution to one of the aforementioned environmental and social objectives is assessed using various sources, including:

Principal adverse impacts are the most significant negative impacts of investment decisions on sustainability factors relating to environmental, social and employee matters, respect for human rights, anti-corruption and anti-bribery matters.

For all environmental and social objectives:

- The “GREaT” score, the proprietary quantitative analysis methodology of the LBP AM Group, which covers all environmental and social objectives,
- The “SDG” score, a proprietary qualitative analysis of LFDE that assesses companies’ products, services and practices with a view to measuring their contribution to achieving the United Nations Sustainable Development Goals (SDGs).

For objectives specific to climate and biodiversity:

- The issuer’s commitment to a decarbonisation trajectory in its activities compatible with the objectives of the Paris Agreement, according to criteria defined by the Management Company,
- The “Greenfin” score, a quantitative indicator measuring the exposure of the business model of an issuer to green activities as defined by the French government label Greenfin, dedicated to financing the energy and ecological transition,
- The “Bird” score, a proprietary quantitative indicator of the LBP AM Group that aims to assess companies primarily on their policies as well as on their practices and impacts related to biodiversity,
- The “Climate & Biodiversity Maturity” score, a proprietary qualitative analysis of LFDE that aims to assess the maturity of companies in their consideration of the current and future climate and biodiversity issues they face. For the theme specific to healthcare:
- The “AAAA” (Acceptability, Accessibility, Affordability, Availability) score, a proprietary qualitative analysis of LFDE that aims to assess the contribution of companies through their products and services to the four dimensions of access to healthcare (Availability, Geographical Accessibility, Financial Accessibility, Acceptability) inspired by the work of the World Health Organization (WHO) on the subject.

A more complete description of the thresholds applied for each criterion is available in the “SFDR – Sustainable Investment Methodology” document accessible on the Management Company’s website (<https://www.lfde.com>), in the “Responsible Investment” section, on the “To find out more” page, under “LFDE Documents - SFDR”.

○ **How do the sustainable investments that the financial product partially intends to make not cause significant harm to any environmental or social sustainable investment objective?**

In order to ensure that an investment contributing to a sustainability objective, according to the analysis method presented above, does not cause significant harm to any environmental or social sustainable investment objective, the methodology applied systematically considers, on a cumulative basis:

- The issuer’s practices relating to its management of human rights and environmental resources. This point is controlled using the proprietary “GREaT” extra-financial analysis methodology
- The issuer’s exposure to sectors that are sensitive in terms of environmental and social aspects (such as thermal coal, controversial weapons, tobacco, gambling, etc.) in connection with the exclusion policies applicable in the Management Companies of the LBP AM Group. A more complete description of the exclusions is available in the “Exclusion Policy” document available on the Management Company’s website (<https://www.lfde.com>), in the “Responsible Investment” section, on the “To find out more” page, under “LFDE Documents - Approach and Methodologies”.
- The issuer’s exposure to a severe controversy on environmental, social and governance issues, or a critical risk of serious breach of the OECD Guidelines for Multinational Enterprises and the UN Guidelines on Business and Human Rights.

- **How have the indicators for adverse impacts on sustainability factors been taken into account?**

Commission Delegated Regulation (EU) 2022/1288 (hereinafter the “SFDR Delegated Regulation”) defines a list of indicators to measure the adverse impacts of an issuer on environmental and social sustainability factors (hereinafter the “adverse impact indicators”). The adverse impact indicators are calculated for each issuer, when the data is available and integrated into the extra-financial analysis tool.

Some indicators have been directly integrated, either into the proprietary GREaT scoring methodology used to identify both a positive contribution or significant adverse impact, or into the controversy indicator mentioned above, or into the exclusion policies. The principal adverse impacts are also taken into account through the shareholder engagement approach with companies in order to improve their transparency on these indicators and reduce their negative externalities.

- **How are the sustainable investments aligned with the OECD Guidelines for Multinational Enterprises and the UN Guiding Principles on Business and Human Rights?**

In order to ensure that the sustainable investments are aligned with the OECD Guidelines for Multinational Enterprises and the United Nations Guidelines on Business and Human Rights, the Management Company systematically controls:

- The proper application of the Management Company’s exclusion policy relating to these international treaties and the process for ad hoc controversy monitoring.
- The disqualification of issuers identified as having poor practices on the “Sustainable Resource Management” pillar of the GREaT analysis methodology, which incorporates criteria relating to respect for human rights and labour law.

A more complete description of the thresholds applied for each criterion is available in the “SFDR – Sustainable Investment Methodology” document accessible on the Management Company’s website (<https://www.lfde.com>), in the “Responsible Investment” section, on the “To find out more” page, under “LFDE Documents - SFDR”.

The EU Taxonomy sets out a “do not significant harm” principle by which Taxonomy-aligned investments should not significantly harm EU Taxonomy objectives and is accompanied by specific EU criteria. The “do not significant harm” principle applies only to those investments underlying the financial product that take into account the EU criteria for environmentally sustainable economic activities. The investments underlying the remaining portion of this financial product do not take into account European Union criteria for environmentally sustainable economic activities. Any other sustainable investments must also not significantly harm any environmental or social objectives.



Does this financial product consider principal adverse impacts on sustainability factors?

Yes

No

Regarding the adverse impacts, this financial product takes into account 14 mandatory indicators from Table 1 of Annex I of European Commission Delegated Regulation (EU) 2022/1288, and also includes the following two additional indicators:

- investments in companies without carbon reduction initiatives
- investments in companies without a workplace accident prevention policy

They are taken into account in the various areas of the management company's responsible investment approach: through the exclusion policy (sectoral and norm-based), the ESG analysis methodology, the various impact scores, the measurement and management of ESG performance indicators and engagement with companies.

Additional information about how the principal adverse impacts are taken into account is available in the document “Article 4 SFDR: Principal adverse impacts” accessible on the Management Company's website (<https://www.lfde.com>), in the “Responsible Investment” section, on the “To find out more” page, under “LFDE Documents - SFDR”.

Moreover, the Financial Product aims to obtain a better rating than that of its investment Universe on the following indicators:

- Net Zero trajectory: Proportion of companies with greenhouse gas emission reduction targets validated by the SBTi
- Biodiversity: estimate of the impact of a company on biodiversity via the Global Biodiversity Score (the higher the score the greater the company's impact on biodiversity).



What investment strategy does this financial product follow?

Echiquier Credit SRI Europe is a bond-picking UCI. It is mainly invested in eurozone corporate bonds offering the best risk/reward according to the manager.

What are the binding elements of the investment strategy used to select the investments to attain each of the environmental or social characteristics promoted by this financial product?

The binding elements used to select investments and achieve the environmental and social characteristics promoted by the fund are as follows:

- the Management Company's exclusion policy and the resulting sectoral or norm-based exclusion constraints, - the restrictions defined by the French government's SRI Label in terms of additional sector exclusions and reduction of the investment universe, - constraints associated with the sustainability indicators presented in the section “What sustainability indicators are used to measure the attainment of each of the environmental or social characteristics promoted by this financial product?” above.
- the binding ESG assessment of each of the issuers in the portfolio via a quantitative analysis using the GREaT scoring tool (proprietary methodology of the LBP AM group).

Lastly, the fund also applies exclusions on companies linked to activities considered to be non-aligned with the Paris Agreement on climate change (coal extraction, oil, etc.), in light of the ESMA naming rules.

The investment strategy guides investment decisions based on factors such as investment objectives and risk tolerance.

○ **What is the committed minimum rate to reduce the scope of the investments considered prior to the application of that investment strategy?**

The investment strategy is not intended to reduce the investment Universe of the Financial Product. However, it aims to ensure that the Financial Product has an ESG rating (calculated according to the proprietary GREaT analysis methodology) above that of its universe after removing 30% of the issuers (on the basis of the ESG ratings and all exclusions applied by the fund).

○ **What is the policy to assess good governance practices of the investee companies?**

The monitoring of the application of good governance principles by issuers is controlled by means of a quantitative indicator derived from the proprietary “GREaT” analysis methodology, the “Governance” pillar notably covering issues such as balance of powers, fair remuneration and business ethics.

If this quantitative assessment of the Governance pillar appears to be insufficient or in the case of a significant controversy, the management team will also carry out a qualitative analysis of the governance.

In addition, the Management Company encourages good governance practices through its engagement and voting policy, which deals in particular with the issues of balanced remuneration, value sharing between senior managers and employees, and diversity and parity within management bodies.

Good governance practices include sound management structures, employee relations, remuneration of staff and tax compliance.



What is the asset allocation planned for this financial product?

The financial product invests at least 90% of its assets in assets considered “eligible” according to the ESG process implemented - therefore in investments that are aligned with the environmental and social characteristics promoted (#1 Aligned with E/S characteristics).

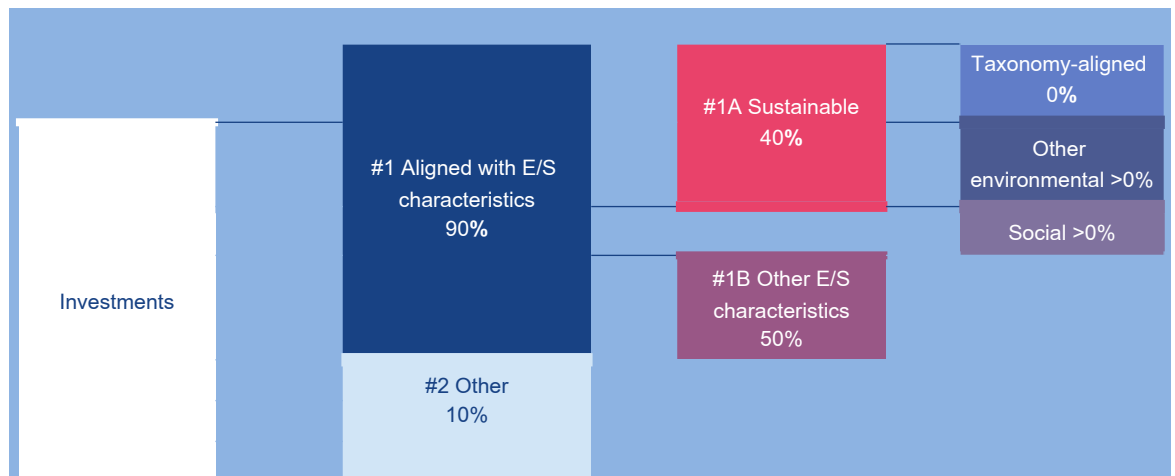
Up to 10% of investments may not be aligned with these characteristics (#2 Other).

The financial product invests at least 40% of its assets in assets considered to be sustainable investments (#1A Sustainable).

A more detailed description of the specific asset allocation of this financial product can be found in its prospectus.

Taxonomy-aligned activities are expressed as a share of:

- **turnover** reflecting the share of revenue from green activities of investee companies;
- **capital expenditure** (CapEx) showing the green investments made by investee companies, e.g. for a transition to a green economy;
- **operational expenditure** (OpEx) reflecting green operational activities of investee companies.



#1 Aligned with E/S characteristics includes the investments of the financial product used to attain the environmental or social characteristics promoted by the financial product.

#2 Other includes the remaining investments of the financial product which are neither aligned with environmental or social characteristics, nor are qualified as sustainable investments.

The category **#1 Aligned with E/S characteristics** covers:

- The sub-category **#1A Sustainable** covers sustainable investments with environmental or social objectives,
- The sub-category **#1B Other E/S characteristics** covers investments aligned with the environmental or social characteristics that do not qualify as sustainable investments.

○ **How does the use of derivatives attain the environmental or social characteristics promoted by the financial product?**

Any derivatives authorised/used by the financial product are not intended to contribute to achieving the environmental or social characteristics promoted. Their use is limited to hedging or temporary exposure in order to cover a strong movement in liabilities, to gain temporary exposure to market beta or to accompany a change in strategy. Furthermore, the Management Company ensures that the use of derivatives does not run counter to the environmental or social characteristics promoted by the financial product. In particular, the Management Company does not use derivatives to artificially improve the product’s extra-financial performance. The constraints relating to the use of derivatives are specified in the pre-contractual documentation for the financial product.

To comply with the EU Taxonomy, the criteria for fossil gas include limitations on emissions and switching to renewable power or low-carbon fuels by the end of 2035. For nuclear energy, the criteria include comprehensive safety and waste management rules.

Enabling activities directly enable other activities to make a substantial contribution to an environmental objective.

Transitional activities are activities for which low-carbon alternatives are not yet available and among others have greenhouse gas emission levels corresponding to the best performance.



To what minimum extent are sustainable investments with an environmental objective aligned with the EU Taxonomy?

The financial product may invest in environmentally sustainable economic activities, however the investments of this financial product do not take into account the European Union criteria for environmentally sustainable economic activities. The financial product is committed to a 0% alignment with the European Taxonomy.

Does the financial product invest in fossil gas and/or nuclear energy related activities that comply with the EU Taxonomy?⁽¹⁾

Yes

In fossil gas

In nuclear energy

No

The two graphs below show in green the minimum percentage of investments aligned with the EU Taxonomy. As there is no appropriate methodology to determine the Taxonomy-alignment of sovereign bonds*, the first graph shows the Taxonomy alignment in relation to all the investments of the financial product, including sovereign bonds, while the second graph shows the Taxonomy alignment only in relation to the investments of the financial product other than sovereign bonds.



* For the purpose of these graphs, 'sovereign bonds' consist of all sovereign exposures.

What is the minimum share of investments in transitional and enabling activities?

The financial product does not commit to a minimum proportion of investment in transitional and enabling activities.



What is the minimum share of sustainable investments with an environmental objective that are not aligned with the EU Taxonomy?

This product intends to invest part of its assets in sustainable investments. These investments may contribute to environmental or social objectives, without any commitment being made as to the minimum share of each one. Thus, the minimum share of sustainable investments with an environmental objective that are not aligned with the EU Taxonomy is >0%.



What is the minimum share of socially sustainable investments?

This product intends to invest part of its assets in sustainable investments. These investments may contribute to environmental or social objectives, without any commitment being made as to the minimum share of each one. Thus, the minimum share of sustainable investments with a social objective is >0%.



What investments are included under "#2 Other", what is their purpose and are there any minimum environmental or social safeguards?

Investments included in the category "#2 Other" of the financial product represent up to 10% of investments. Depending on the eligible instruments as defined in the product's prospectus, these may include derivatives traded on regulated or organised markets to expose and hedge the portfolio, cash and unrated issuers. Derivatives and cash do not provide environmental or social safeguards.

are sustainable investments with an environmental objective that do not take into account the criteria for environmentally sustainable economic activities under the EU Taxonomy.

(1) Fossil gas and/or nuclear activities will only comply with the EU Taxonomy where they contribute to limiting climate change ("climate change mitigation") and do not significantly harm any EU Taxonomy objective - see explanatory note in the left hand margin. The full criteria for fossil gas and nuclear energy economic activities in the sectors that comply with the EU Taxonomy are laid down in Commission Delegated Regulation (EU) 2022/1214.



Is a specific index designated as a reference benchmark to determine whether this financial product is aligned with the environmental and/or social characteristics that it promotes?

Not applicable

How is the reference benchmark continuously aligned with each of the environmental or social characteristics promoted by the financial product?

Not applicable

How is the alignment of the investment strategy with the methodology of the index ensured on a continuous basis?

Not applicable

How does the designated index differ from a relevant broad market index?

Not applicable

Where can the methodology used for the calculation of the designated index be found?

Not applicable

Reference benchmarks are indexes to measure whether the financial product attains the environmental or social characteristics that they promote.



Where can I find more product specific information online?

More information about the product is available on the website:

More information about the Management Company's extra-financial approach can be obtained through the documents available on its website (<https://www.lfde.com>), in the "Responsible Investment" section, on the "To find out more" page, under "LFDE Documents - SFDR".

Additional information about the fund, in particular its regulatory documentation, is available on the Management Company's website (www.lfde.com), under the "Our Funds" section.

Template pre-contractual disclosure for the financial products referred to in Article 8, paragraphs 1, 2 and 2a, of Regulation (EU) 2019/2088 and Article 6, first paragraph, of Regulation (EU) 2020/852

Sustainable investment means an investment in an economic activity that contributes to an environmental or social objective, provided that the investment does not significantly harm any environmental or social objective and that the investee companies follow good governance practices.

The **EU Taxonomy** is a classification system laid down in Regulation (EU) 2020/852, establishing a list of **environmentally sustainable economic activities**. That Regulation does not include a list of socially sustainable economic activities. Sustainable investments with an environmental objective might be aligned with the Taxonomy or not.



Sustainability indicators are used to verify if the financial product complies with the environmental or social characteristics promoted by the financial product.

Product name:

ECHQUIER MAJOR SRI GROWTH EUROPE

Legal entity identifier: 969500YB5I7DJ067N354

Environmental and/or social characteristics

Does this financial product have a sustainable investment objective?

Yes

No

It will make a minimum of **sustainable investments with an environmental objective**: %

in economic activities that qualify as environmentally sustainable under the EU Taxonomy

in economic activities that do not qualify as environmentally sustainable under the EU Taxonomy

It will make a minimum of **sustainable investments with a social objective**: %

It **promotes environmental and social (E/S) characteristics** and while it does not have as its objective a sustainable investment, it will have a minimum proportion of 40% of sustainable investments

with an environmental objective in economic activities that qualify as environmentally sustainable under the EU Taxonomy

with an environmental objective in economic activities that do not qualify as environmentally sustainable under the EU Taxonomy

with a social objective

It promotes E/S characteristics, but **will not make any sustainable investments**

What environmental and/or social characteristics are promoted by this financial product?

The SRI approach to managing the financial product aims to identify and select issuers that:

- Propose innovations and solutions to key issues: demography, urbanisation, environment, climate, agriculture, food, public health, etc.
- Anticipate the importance of these issues by acting responsibly in the four areas of the Management Company's SRI philosophy.

This analysis is based on the GREaT philosophy, which is specific to the Management Company and built around the following four pillars:

- Responsible governance
- Sustainable resource management
- Energy transition
- Regional development

The weight associated with each pillar for the calculation of the GREaT score of an issuer is adjusted according to its business sector in order to take into account its specific features. For example, the greenhouse gas reduction issue is not the same for a company in the services sector and an industrial company, as the former produces less emissions than the latter. In all cases, the weight of each of the three "Environmental", "Social" and "Governance" pillars, calculated by reassigning the criteria of the GREaT pillars, is systematically higher or equal to 20% and can go up to 60%.

No specific index was designated as a reference benchmark to determine whether this financial product is aligned with the environmental and/or social characteristics that it promotes.

In addition, the financial product may invest in UCIs that have obtained the French SRI label.

The financial product invests in sustainable investments within the meaning of Article 2 (17) of the SFDR.

Sustainability indicators measure how the environmental or social characteristics promoted by the financial product are attained.

○ **What sustainability indicators are used to measure the attainment of each of the environmental or social characteristics promoted by this financial product?**

Indicator	Associated constraints
GREaT ESG analysis methodology	The investment universe is subject to a binding extra-financial analysis, in order to reduce the investment scope of the Financial Product. For more details, refer to the section “What is the committed minimum rate to reduce the scope of the investments considered prior to the application of that investment strategy?”
Key Performance Indicators	The financial product aims to obtain a better rating than that of its Analysis Universe on the following specific indicators: - Net Zero trajectory: Proportion of companies with greenhouse gas emission reduction targets validated by the SBTi Biodiversity: estimate of the impact of a company on biodiversity via the Global Biodiversity Score (the higher the score the greater the company's impact on biodiversity).
Investments in environmentally or socially sustainable activities	At least 40% of the financial product's net assets will be invested in environmentally or socially sustainable investments, as defined in the section “What are the objectives of the sustainable investments that the financial product partially intends to make and how does the sustainable investment contribute to such objectives?” below.
Low-carbon transition of emitters with a high impact on the climate	The financial product ensures that at least 15% of issuers in the “high-impact climate sectors” as described in Delegated Regulation (EU) 2022/1288 (“SFDR Delegated Regulation”) have a credible transition plan with regard to the climate targets set by the Paris Agreement, according to the Management Company's analysis.

○ **What are the objectives of the sustainable investments that the financial product partially intends to make and how does the sustainable investment contribute to such objectives?**

The financial product intends to make environmental and social Sustainable Investments within the meaning of the SFDR. The minimum Sustainable Investment threshold of the financial product is specified in the box at the top of this annex. The sustainable investments thus made by the financial product can meet environmental and/or social objectives.

For the environmental theme, the six objectives of the European Taxonomy are considered, namely:

- Climate change mitigation,
- Climate change adaptation,
- Sustainable use and protection of water and marine resources,
- Transition to a circular economy,
- Pollution prevention and control,
- Protection and restoration of biodiversity and ecosystems.

Note that the methodology applied does not make it possible to measure the contribution of investments according to the definition of the European Taxonomy (i.e. the taxonomy alignment of investments).

However, the contribution of investments to environmental objectives within the meaning of Article 2(17) of Regulation (EU) 2019/2088 (“SFDR Regulation”) is measured using indicators specific to the LBP AM Group and specified above.

For the social theme, the objectives considered are:

- Respect and promotion of human rights, in particular the promotion of fair and favourable working conditions, social integration through work, protection and the promotion of rights of local communities,
- The development of territories and communities, through relations with stakeholders outside the company and the responsible management of value chains, and in order to address the challenges of socio-economic development, the fight against social and territorial divides, support for local players and access to education,
- Improving access to health and essential care worldwide by addressing the issues of availability, geographical accessibility, financial accessibility and acceptability of treatments.

This generalist strategy does not imply that all sustainable investments meet all of the aforementioned environmental and social objectives, but that the sustainable investments must meet at least one of these objectives, while not causing significant harm to the others.

The contribution to one of the aforementioned environmental and social objectives is assessed using various sources, including:

For all environmental and social objectives:

- The “GREaT” score, the proprietary quantitative analysis methodology of the LBP AM Group, which covers all environmental and social objectives,
- The “SDG” score, a proprietary qualitative analysis of LFDE that assesses companies’ products, services and practices with a view to measuring their contribution to achieving the United Nations Sustainable Development Goals (SDGs).

For objectives specific to climate and biodiversity:

- The issuer’s commitment to a decarbonisation trajectory in its activities compatible with the objectives of the Paris Agreement, according to criteria defined by the Management Company,
- The “Greenfin” score, a quantitative indicator measuring the exposure of the business model of an issuer to green activities as defined by the French government label Greenfin, dedicated to financing the energy and ecological transition,
- The “Bird” score, a proprietary quantitative indicator of the LBP AM Group that aims to assess companies primarily on their policies as well as on their practices and impacts related to biodiversity,
- The “Climate & Biodiversity Maturity” score, a proprietary qualitative analysis of LFDE that aims to assess the maturity of companies in their consideration of the current and future climate and biodiversity issues they face. For the theme specific to healthcare:
- The “AAAA” (Acceptability, Accessibility, Affordability, Availability) score, a proprietary qualitative analysis of LFDE that aims to assess the contribution of companies through their products and services to the four dimensions of access to healthcare (Availability, Geographical Accessibility, Financial Accessibility, Acceptability) inspired by the work of the World Health Organization (WHO) on the subject.

A more complete description of the thresholds applied for each criterion is available in the “SFDR – Sustainable Investment Methodology” document accessible on the Management Company’s website (<https://www.lfde.com>), in the “Responsible Investment” section, on the “To find out more” page, under “LFDE Documents - SFDR”.

○ **How do the sustainable investments that the financial product partially intends to make not cause significant harm to any environmental or social sustainable investment objective?**

In order to ensure that an investment contributing to a sustainability objective, according to the analysis method presented above, does not cause significant harm to any environmental or social sustainable investment objective, the methodology applied systematically considers, on a cumulative basis:

- The issuer’s practices relating to its management of human rights and environmental resources. This point is controlled using the proprietary “GREaT” extra-financial analysis methodology
- The issuer’s exposure to sectors that are sensitive in terms of environmental and social aspects (such as thermal coal, controversial weapons, tobacco, gambling, etc.) in connection with the exclusion policies applicable in the Management Companies of the LBP AM Group. A more complete description of the exclusions is available in the “Exclusion Policy” document available on the Management Company’s website (<https://www.lfde.com>), in the “Responsible Investment” section, on the “To find out more” page, under “LFDE Documents - Approach and Methodologies”.
- The issuer’s exposure to a severe controversy on environmental, social and governance issues, or a critical risk of serious breach of the OECD Guidelines for Multinational Enterprises and the UN Guidelines on Business and Human Rights.

- **How have the indicators for adverse impacts on sustainability factors been taken into account?**

Commission Delegated Regulation (EU) 2022/1288 (hereinafter the “SFDR Delegated Regulation”) defines a list of indicators to measure the adverse impacts of an issuer on environmental and social sustainability factors (hereinafter the “adverse impact indicators”). The adverse impact indicators are calculated for each issuer, when the data is available and integrated into the extra-financial analysis tool.

Some indicators have been directly integrated, either into the proprietary GREaT scoring methodology used to identify both a positive contribution or significant adverse impact, or into the controversy indicator mentioned above, or into the exclusion policies. The principal adverse impacts are also taken into account through the shareholder engagement approach with companies in order to improve their transparency on these indicators and reduce their negative externalities.

- **How are the sustainable investments aligned with the OECD Guidelines for Multinational Enterprises and the UN Guiding Principles on Business and Human Rights?**

In order to ensure that the sustainable investments are aligned with the OECD Guidelines for Multinational Enterprises and the United Nations Guidelines on Business and Human Rights, the Management Company systematically controls:

- The proper application of the Management Company’s exclusion policy relating to these international treaties and the process for ad hoc controversy monitoring.
- The disqualification of issuers identified as having poor practices on the “Sustainable Resource Management” pillar of the GREaT analysis methodology, which incorporates criteria relating to respect for human rights and labour law.

A more complete description of the thresholds applied for each criterion is available in the “SFDR – Sustainable Investment Methodology” document accessible on the Management Company’s website (<https://www.lfde.com>), in the “Responsible Investment” section, on the “To find out more” page, under “LFDE Documents - SFDR”.

The EU Taxonomy sets out a “do not significant harm” principle by which Taxonomy-aligned investments should not significantly harm EU Taxonomy objectives and is accompanied by specific EU criteria. The “do no significant harm” principle applies only to those investments underlying the financial product that take into account the EU criteria for environmentally sustainable economic activities. The investments underlying the

Principal adverse impacts are the most significant negative impacts of investment decisions on sustainability factors relating to environmental, social and employee matters, respect for human rights, anti-corruption and anti-bribery matters.

remaining portion of this financial product do not take into account European Union criteria for environmentally sustainable economic activities. Any other sustainable investments must also not significantly harm any environmental or social objectives.



Does this financial product consider principal adverse impacts on sustainability factors?

Yes

No

Regarding the adverse impacts, this financial product takes into account 14 mandatory indicators from Table 1 of Annex I of European Commission Delegated Regulation (EU) 2022/1288, and also includes the following two additional indicators:

- investments in companies without carbon reduction initiatives
- investments in companies without a workplace accident prevention policy

They are taken into account in the various areas of the management company's responsible investment approach: through the exclusion policy (sectoral and norm-based), the ESG analysis methodology, the various impact scores, the measurement and management of ESG performance indicators and engagement with companies.

Additional information about how the principal adverse impacts are taken into account is available in the document "Article 4 SFDR: Principal adverse impacts" accessible on the Management Company's website (<https://www.lfde.com>), in the "Responsible Investment" section, on the "To find out more" page, under "LFDE Documents - SFDR".

Moreover, the Financial Product aims to obtain a better rating than that of its investment Universe on the following indicators:

- Net Zero trajectory: Proportion of companies with greenhouse gas emission reduction targets validated by the SBTi
- Biodiversity: estimate of the impact of a company on biodiversity via the Global Biodiversity Score (the higher the score the greater the company's impact on biodiversity).



What investment strategy does this financial product follow?

Echiquier Major SRI Growth Europe is a stock-picking UCI. Its investment universe is that of large European growth stocks, with solid leadership positions in their sector.

○ What are the binding elements of the investment strategy used to select the investments to attain each of the environmental or social characteristics promoted by this financial product?

The binding elements used to select investments and achieve the environmental and social characteristics promoted by the fund are as follows:

- the Management Company's exclusion policy and the resulting sectoral or norm-based exclusion constraints, - the restrictions defined by the French government's SRI Label in terms of additional sector exclusions and reduction of the investment universe,
- constraints associated with the sustainability indicators presented in the section "What sustainability indicators are used to measure the attainment of each of the environmental or social characteristics promoted by this financial product?" above,
- the binding ESG assessment of each of the issuers in the portfolio via a quantitative analysis using the GREaT scoring tool (proprietary methodology of the LBP AM group).

Lastly, the fund also applies exclusions on companies linked to activities considered to be non-aligned with the Paris Agreement on climate change (coal extraction, oil, etc.), in light of the ESMA naming rules.

○ What is the committed minimum rate to reduce the scope of the investments considered prior to the application of that investment strategy?

The investment strategy is not intended to reduce the investment Universe of the Financial Product. However, it aims to ensure that the Financial Product has an ESG rating (calculated according to the proprietary GREaT analysis methodology) above that of its universe after removing 25% of the issuers (on the basis of the ESG ratings and all exclusions applied by the fund).

○ What is the policy to assess good governance practices of the investee companies?

The monitoring of the application of good governance principles by issuers is controlled by means of a quantitative indicator derived from the proprietary "GREaT" analysis methodology, the "Governance" pillar notably covering issues such as balance of powers, fair remuneration and business ethics.

If this quantitative assessment of the Governance pillar appears to be insufficient or in the case of a significant controversy, the management team will also carry out a qualitative analysis of the governance.

In addition, the Management Company encourages good governance practices through its engagement and voting policy, which deals in particular with the issues of balanced remuneration, value sharing between senior managers and employees, and diversity and parity within management bodies.



What is the asset allocation planned for this financial product?

The investment strategy guides investment decisions based on factors such as investment objectives and risk tolerance.

Good governance practices include sound management structures, employee relations, remuneration of staff and tax compliance.

Taxonomy-aligned activities are expressed as a share of:

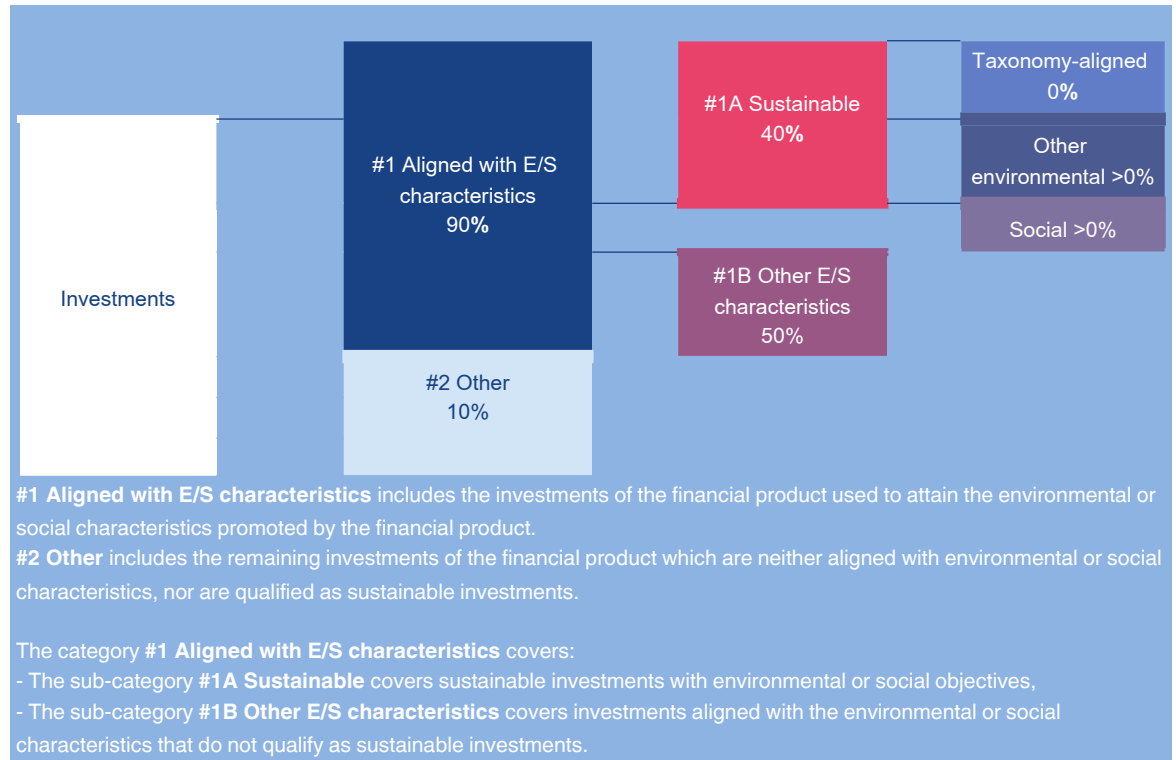
- **turnover** reflecting the share of revenue from green activities of investee companies;
- **capital expenditure** (CapEx) showing the green investments made by investee companies, e.g. for a transition to a green economy;
- **operational expenditure** (OpEx) reflecting green operational activities of investee companies.

The financial product invests at least 90% of its assets in assets considered “eligible” according to the ESG process implemented - therefore in investments that are aligned with the environmental and social characteristics promoted (#1 Aligned with E/S characteristics).

Up to 10% of investments may not be aligned with these characteristics (#2 Other).

The financial product invests at least 40% of its assets in assets considered to be sustainable investments (#1A Sustainable).

A more detailed description of the specific asset allocation of this financial product can be found in its prospectus.



○ **How does the use of derivatives attain the environmental or social characteristics promoted by the financial product?**

Any derivatives authorised/used by the financial product are not intended to contribute to achieving the environmental or social characteristics promoted. Their use is limited to hedging or temporary exposure in order to cover a strong movement in liabilities, to gain temporary exposure to market beta or to accompany a change in strategy. Furthermore, the Management Company ensures that the use of derivatives does not run counter to the environmental or social characteristics promoted by the financial product. In particular, the Management Company does not use derivatives to artificially improve the product’s extra-financial performance. The constraints relating to the use of derivatives are specified in the pre-contractual documentation for the financial product.

To comply with the EU Taxonomy, the criteria for **fossil gas** include limitations on emissions and switching to renewable power or low-carbon fuels by the end of 2035. For **nuclear energy**, the criteria include comprehensive safety and waste management rules.

Enabling activities directly enable other activities to make a substantial contribution to an environmental objective.

Transitional activities are activities for which low-carbon alternatives are not yet available and among others have greenhouse gas emission levels corresponding to the best performance.



To what minimum extent are sustainable investments with an environmental objective aligned with the EU Taxonomy?

The financial product may invest in environmentally sustainable economic activities, however the investments of this financial product do not take into account the European Union criteria for environmentally sustainable economic activities. The financial product is committed to a 0% alignment with the European Taxonomy.

Does the financial product invest in fossil gas and/or nuclear energy related activities that comply with the EU Taxonomy?⁽¹⁾



Yes

In fossil gas

In nuclear energy

No

The two graphs below show in green the minimum percentage of investments aligned with the EU Taxonomy. As there is no appropriate methodology to determine the Taxonomy-alignment of sovereign bonds, the first graph shows the Taxonomy alignment in relation to all the investments of the financial product, including sovereign bonds, while the second graph shows the Taxonomy alignment only in relation to the investments of the financial product other than sovereign bonds.*



This graph represents 100% of the total investments.

** For the purpose of these graphs, 'sovereign bonds' consist of all sovereign exposures.*

What is the minimum share of investments in transitional and enabling activities?

The financial product does not commit to a minimum proportion of investment in transitional and enabling activities.



What is the minimum share of sustainable investments with an environmental objective that are not aligned with the EU Taxonomy?

This product intends to invest part of its assets in sustainable investments. These investments may contribute to environmental or social objectives, without any commitment being made as to the minimum share of each one. Thus, the minimum share of sustainable investments with an environmental objective that are not aligned with the EU Taxonomy is >0%.



What is the minimum share of socially sustainable investments?

This product intends to invest part of its assets in sustainable investments. These investments may contribute to environmental or social objectives, without any commitment being made as to the minimum share of each one. Thus, the minimum share of sustainable investments with a social objective is >0%.



What investments are included under "#2 Other", what is their purpose and are there any minimum environmental or social safeguards?

Investments included in the category "#2 Other" of the financial product represent up to 10% of investments. Depending on the eligible instruments as defined in the product's prospectus, these may include derivatives traded on regulated or organised markets to expose and hedge the portfolio, cash and unrated issuers. Derivatives and cash do not provide environmental or social safeguards.

are sustainable investments with an environmental objective that **do not take into account the criteria** for environmentally sustainable economic activities under the EU Taxonomy.

(1) Fossil gas and/or nuclear activities will only comply with the EU Taxonomy where they contribute to limiting climate change ("climate change mitigation") and do not significantly harm any EU Taxonomy objective - see explanatory note in the left hand margin. The full criteria for fossil gas and nuclear energy economic activities in the sectors that comply with the EU Taxonomy are laid down in Commission Delegated Regulation (EU) 2022/1214.



Is a specific index designated as a reference benchmark to determine whether this financial product is aligned with the environmental and/or social characteristics that it promotes?

Reference benchmarks are indexes to measure whether the financial product attains the environmental or social characteristics that they promote.

Not applicable

How is the reference benchmark continuously aligned with each of the environmental or social characteristics promoted by the financial product?

Not applicable

How is the alignment of the investment strategy with the methodology of the index ensured on a continuous basis?

Not applicable

How does the designated index differ from a relevant broad market index?

Not applicable

Where can the methodology used for the calculation of the designated index be found?

Not applicable



Where can I find more product specific information online?

More information about the product is available on the website:

More information about the Management Company's extra-financial approach can be obtained through the documents available on its website (<https://www.lfde.com>), in the "Responsible Investment" section, on the "To find out more" page, under "LFDE Documents - SFDR".

Additional information about the fund, in particular its regulatory documentation, is available on the Management Company's website (www.lfde.com), under the "Our Funds" section.

Sustainable investment means an investment in an economic activity that contributes to an environmental or social objective, provided that the investment does not significantly harm any environmental or social objective and that the investee companies follow good governance practices.

The EU Taxonomy is a classification system laid down in Regulation (EU) 2020/852, establishing a list of environmentally sustainable economic activities. That Regulation does not include a list of socially sustainable economic activities. Sustainable investments with an environmental objective might be aligned with the Taxonomy or not.



Sustainability indicators are used to verify if the financial product complies with the environmental or social characteristics promoted by the financial product.

Sustainability indicators measure how the environmental or social characteristics promoted by the financial product are attained.

Product name: ECHIQUIER WORLD EQUITY GROWTH **Legal entity identifier:** 969500WQ4GL90LRKRO54

Environmental and/or social characteristics

Does this financial product have a sustainable investment objective?

Yes No

- It will make a minimum of **sustainable investments with an environmental objective:** %
 - in economic activities that qualify as environmentally sustainable under the EU Taxonomy
 - in economic activities that do not qualify as environmentally sustainable under the EU Taxonomy
- It will make a minimum of **sustainable investments with a social objective:** %
 - It **promotes environmental and social (E/S) characteristics** and while it does not have as its objective a sustainable investment, it will have a minimum proportion of 10% of sustainable investments
 - with an environmental objective in economic activities that qualify as environmentally sustainable under the EU Taxonomy
 - with an environmental objective in economic activities that do not qualify as environmentally sustainable under the EU Taxonomy
 - with a social objective
 - It promotes E/S characteristics, but **will not make any sustainable investments**

What environmental and/or social characteristics are promoted by this financial product?

The product's ESG approach is based on the implementation of a base of exclusions defined at the level of the LBP AM group SRI and the use of an issuer ESG rating aimed at monitoring the extra-financial risks of the financial product. This analysis is based on the LBP AM group's proprietary quantitative tool GREaT, which provides an ESG rating based on the following 4 pillars:

- Responsible governance
- Sustainable resource management
- Energy transition
- Regional development

The weight associated with each pillar for the calculation of the GREaT score of an issuer is adjusted according to its business sector in order to take into account its specific features. For example, the greenhouse gas reduction issue is not the same for a company in the services sector and an industrial company, as the former produces less emissions than the latter. In all cases, the weight of each of the three "Environmental", "Social" and "Governance" pillars, calculated by reassigning the criteria of the GREaT pillars, is systematically higher or equal to 20% and can go up to 60%.

No specific index was designated as a reference benchmark to determine whether this financial product is aligned with the environmental and/or social characteristics that it promotes.

The financial product invests in sustainable investments within the meaning of Article 2 (17) of the SFDR.

- **What sustainability indicators are used to measure the attainment of each of the environmental or social characteristics promoted by this financial product?**

Indicator	Associated constraints
Investments in environmentally or socially sustainable activities	At least 10% of the financial product's net assets will be invested in environmentally or socially sustainable investments, as defined in the section "What are the objectives of the sustainable investments that the financial product partially intends to make and how does the sustainable investment contribute to such objectives?" below.

- **What are the objectives of the sustainable investments that the financial product partially intends to make and how does the sustainable investment contribute to such objectives?**

The financial product seeks to make environmental and social Sustainable Investments within the meaning of the SFDR Regulation. The minimum Sustainable Investment threshold of the financial product is specified in the box at the top of this annex. The sustainable investments thus made by the financial product can meet environmental and/or social objectives.

For the environmental theme, the six objectives of the European Taxonomy are considered, namely:

- Climate change mitigation,
- Climate change adaptation,
- Sustainable use and protection of water and marine resources,
- Transition to a circular economy,
- Pollution prevention and control,
- Protection and restoration of biodiversity and ecosystems.

Note that the methodology applied does not make it possible to measure the contribution of investments according to the definition of the European Taxonomy (i.e. the taxonomy alignment of investments).

However, the contribution of investments to environmental objectives within the meaning of Article 2(17) of Regulation (EU) 2019/2088 ("SFDR Regulation") is measured using indicators specific to the LBP AM Group and specified above.

For the social theme, the objectives considered are:

- Respect and promotion of human rights, in particular the promotion of fair and favourable working conditions, social integration through work, protection and the promotion of rights of local communities,
- The development of territories and communities, through relations with stakeholders outside the company and the responsible management of value chains, and in order to address the challenges of socio-economic development, the fight against social and territorial divides, support for local players and access to education,
- Improving access to health and essential care worldwide by addressing the issues of availability, geographical accessibility, financial accessibility and acceptability of treatments.

This generalist strategy does not imply that all sustainable investments meet all of the aforementioned environmental and social objectives, but that the sustainable investments must meet at least one of these objectives, while not causing significant harm to the others.

The contribution to one of the aforementioned environmental and social objectives is assessed using various sources, including:

For all environmental and social objectives:

- The "GREaT" score, the proprietary quantitative analysis methodology of the LBP AM Group, which covers all environmental and social objectives,
- The "SDG" score, a proprietary qualitative analysis of LFDE that assesses companies' products, services and practices with a view to measuring their contribution to achieving the United Nations Sustainable Development Goals (SDGs).

For objectives specific to climate and biodiversity:

- The issuer's commitment to a decarbonisation trajectory in its activities compatible with the objectives of the Paris Agreement, according to criteria defined by the Management Company,
- The "Greenfin" score, a quantitative indicator measuring the exposure of the business model of an issuer to green activities as defined by the French government label Greenfin, dedicated to financing the energy and ecological transition,
- The "Bird" score, a proprietary quantitative indicator of the LBP AM Group that aims to assess companies primarily on their policies as well as on their practices and impacts related to biodiversity,
- The "Climate & Biodiversity Maturity" score, a proprietary qualitative analysis of LFDE that aims to assess the maturity of companies in their consideration of the current and future climate and biodiversity issues they face. For the theme specific to healthcare:
- The "AAAA" (Acceptability, Accessibility, Affordability, Availability) score, a proprietary qualitative analysis of LFDE that aims to assess the contribution of companies through their products and services to the four dimensions of access to healthcare (Availability, Geographical Accessibility, Financial Accessibility, Acceptability) inspired by the work of the World Health Organization (WHO) on the subject.

A more complete description of the thresholds applied for each criterion is available in the "SFDR – Sustainable Investment Methodology" document accessible on the Management Company's website (<https://www.lfde.com>), in the "Responsible

Investment” section, on the “To find out more” page, under “LFDE Documents - SFDR”.

○ ***How do the sustainable investments that the financial product partially intends to make not cause significant harm to any environmental or social sustainable investment objective?***

In order to ensure that an investment contributing to a sustainability objective, according to the analysis method presented above, does not cause significant harm to any environmental or social sustainable investment objective, the methodology applied systematically considers, on a cumulative basis:

- The issuer’s practices relating to its management of human rights and environmental resources. This point is controlled using the proprietary “GREaT” extra-financial analysis methodology
- The issuer’s exposure to sectors that are sensitive in terms of environmental and social aspects (such as thermal coal, controversial weapons, tobacco, gambling, etc.) in connection with the exclusion policies applicable in the Management Companies of the LBP AM Group. A more complete description of the exclusions is available in the “Exclusion Policy” document available on the Management Company’s website (<https://www.lfde.com>), in the “Responsible Investment” section, on the “To find out more” page, under “LFDE Documents - Approach and Methodologies”.
- The issuer’s exposure to a severe controversy on environmental, social and governance issues, or a critical risk of serious breach of the OECD Guidelines for Multinational Enterprises and the UN Guidelines on Business and Human Rights.

- ***How have the indicators for adverse impacts on sustainability factors been taken into account?***

Commission Delegated Regulation (EU) 2022/1288 (hereinafter the “SFDR Delegated Regulation”) defines a list of indicators to measure the adverse impacts of an issuer on environmental and social sustainability factors (hereinafter the “adverse impact indicators”). The adverse impact indicators are calculated for each issuer, when the data is available and integrated into the extra-financial analysis tool.

Some indicators have been directly integrated, either into the proprietary GREaT scoring methodology used to identify both a positive contribution or significant adverse impact, or into the controversy indicator mentioned above, or into the exclusion policies. The principal adverse impacts are also taken into account through the shareholder engagement approach with companies in order to improve their transparency on these indicators and reduce their negative externalities.

- ***How are the sustainable investments aligned with the OECD Guidelines for Multinational Enterprises and the UN Guiding Principles on Business and Human Rights?***

In order to ensure that the sustainable investments are aligned with the OECD Guidelines for Multinational Enterprises and the United Nations Guidelines on Business and Human Rights, the Management Company systematically controls:

- The proper application of the Management Company’s exclusion policy relating to these international treaties and the process for ad hoc controversy monitoring.
- The disqualification of issuers identified as having poor practices on the “Sustainable Resource Management” pillar of the GREaT analysis methodology, which incorporates criteria relating to respect for human rights and labour law.

A more complete description of the thresholds applied for each criterion is available in the “SFDR – Sustainable Investment Methodology” document accessible on the Management Company’s website (<https://www.lfde.com>), in the “Responsible Investment” section, on the “To find out more” page, under “LFDE Documents - SFDR”.

Principal adverse impacts are the most significant negative impacts of investment decisions on sustainability factors relating to environmental, social and employee matters, respect for human rights and anti-corruption and anti-bribery matters.

The EU Taxonomy sets out a “do not significant harm” principle by which Taxonomy-aligned investments should not significantly harm EU Taxonomy objectives and is accompanied by specific EU criteria. The “do not significant harm” principle applies only to those investments underlying the financial product that take into account the EU criteria for environmentally sustainable economic activities. The investments underlying the remaining portion of this financial product do not take into account European Union criteria for environmentally sustainable economic activities. Any other sustainable investments must also not significantly harm any environmental or social objectives.



Does this financial product consider principal adverse impacts on sustainability factors?

Yes

No



What investment strategy does this financial product follow?

Echiquier World Equity Growth is a stock-picking UCI. It is invested in large international stocks with strong exposure to global growth, with solid global leadership positions in their sector.

What are the binding elements of the investment strategy used to select the investments to attain each of the environmental or social characteristics promoted by this financial product?

The binding elements used to select investments and achieve the environmental and social characteristics promoted by the fund are as follows:

- the Management Company's exclusion policy and the resulting sectoral or norm-based exclusion constraints,
- constraints associated with the sustainability indicators presented in the section “What sustainability indicators are used to measure the attainment of each of the environmental or social characteristics promoted by this financial product?” above.
- marginally, the ESG assessment of each of the issuers present in the portfolio through the quantitative analysis using the GREaT scoring tool (LBP AM group's proprietary methodology); however, this analysis is not intended to result in a selectivity criteria, except in the case of an identified extra-financial risk.

What is the committed minimum rate to reduce the scope of the investments considered prior to the application of that investment strategy?

The implementation of sectoral and norm-based exclusion filters leads to a reduction in the investment universe.

What is the policy to assess good governance practices of the investee companies?

The monitoring of the application of good governance principles by issuers is controlled by means of a quantitative indicator derived from the proprietary “GREaT” analysis methodology, the “Governance” pillar notably covering issues such as balance of powers, fair remuneration and business ethics.

If this quantitative assessment of the Governance pillar appears to be insufficient or in the case of a significant controversy, the management team will also carry out a qualitative analysis of the governance.

In addition, the Management Company encourages good governance practices through its engagement and voting policy, which deals in particular with the issues of balanced remuneration, value sharing between senior managers and employees, and diversity and parity within management bodies.

The investment strategy guides investment decisions based on factors such as investment objectives and risk tolerance.

Good governance practices include sound management structures, employee relations, remuneration of staff and tax compliance.



What is the asset allocation planned for this financial product?

Asset allocation

describes the share of investments in specific assets.

Taxonomy-aligned activities are expressed as a share of:

- **turnover** reflecting the share of revenue from green activities of investee companies;
- **capital expenditure** (CapEx) showing the green investments made by investee companies, e.g. for a transition to a green economy;
- **operational expenditure** (OpEx) reflecting green operational activities of investee companies.

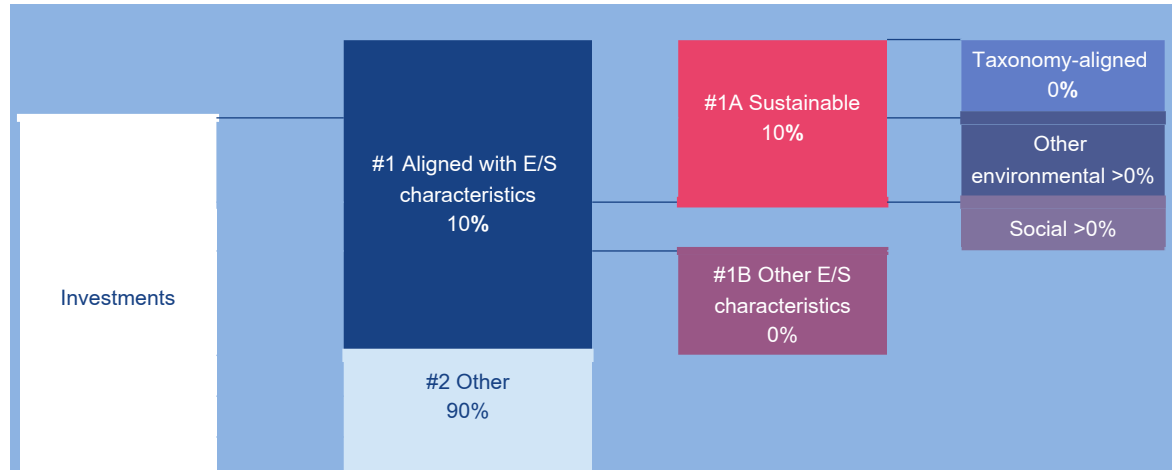
The financial product invests at least 10% of its assets in assets considered "eligible" according to the ESG process implemented - therefore in investments that are aligned with the environmental and social characteristics promoted (#1 Aligned with E/S characteristics).

Up to 90% of investments may not be aligned with these characteristics (#2 Other).

It should also be noted that, in line with the information provided in the pre-contractual documentation, the financial product undertakes to carry out an ESG analysis for at least 75% of the assets invested in equities and debt securities issued by private and quasi-public issuers. This ESG analysis, based on the GREaT rating methodology, aims to provide the manager with information on the ESG risk attached to the issuers. However, it is not intended to be systematically and measurably taken into account in the selection of portfolio securities.

The financial product invests at least 10% of its assets in assets considered to be sustainable investments (#1A Sustainable).

A more detailed description of the specific asset allocation of this financial product can be found in its prospectus.



#1 Aligned with E/S characteristics includes the investments of the financial product used to attain the environmental or social characteristics promoted by the financial product.

#2 Other includes the remaining investments of the financial product which are neither aligned with environmental or social characteristics, nor are qualified as sustainable investments.

The category **#1 Aligned with E/S characteristics** covers:

- The sub-category **#1A Sustainable** covers sustainable investments with environmental or social objectives,
- The sub-category **#1B Other E/S characteristics** covers investments aligned with the environmental or social characteristics that do not qualify as sustainable investments.

○ How does the use of derivatives attain the environmental or social characteristics promoted by the financial product?

Any derivatives authorised/used by the financial product are not intended to contribute to achieving the environmental or social characteristics promoted. Their use is limited to hedging or temporary exposure in order to cover a strong movement in liabilities, to gain temporary exposure to market beta or to accompany a change in strategy. Furthermore, the Management Company ensures that the use of derivatives does not run counter to the environmental or social characteristics promoted by the financial product. In particular, the Management Company does not use derivatives to artificially improve the product's extra-financial performance. The constraints relating to the use of derivatives are specified in the pre-contractual documentation for the financial product.

To comply with the EU Taxonomy, the criteria for **fossil gas** include limitations on emissions and switching to renewable power or low-carbon fuels by the end of 2035. For **nuclear energy**, the criteria include comprehensive safety and waste management rules.

Enabling activities directly enable other activities to make a substantial contribution to an environmental objective.

Transitional activities are activities for which low-carbon alternatives are not yet available and among others have greenhouse gas emission levels corresponding to the best performance.



To what minimum extent are sustainable investments with an environmental objective aligned with the EU Taxonomy?

The financial product may invest in environmentally sustainable economic activities, however the investments of this financial product do not take into account the European Union criteria for environmentally sustainable economic activities. The financial product is committed to a 0% alignment with the European Taxonomy.

Does the financial product invest in fossil gas and/or nuclear energy related activities that comply with the EU Taxonomy?⁽¹⁾


Yes

In fossil gas


In nuclear energy

No

The two graphs below show in green the minimum percentage of investments aligned with the EU Taxonomy. As there is no appropriate methodology to determine the Taxonomy-alignment of sovereign bonds, the first graph shows the Taxonomy alignment in relation to all the investments of the financial product, including sovereign bonds, while the second graph shows the Taxonomy alignment only in relation to the investments of the financial product other than sovereign bonds.*



100.0%



100.0%

This graph represents 100% of the total investments.

* For the purpose of these graphs, "sovereign bonds" consist of all sovereign exposures.

What is the minimum share of investments in transitional and enabling activities?

The financial product does not commit to a minimum proportion of investment in transitional and enabling activities.



What is the minimum share of sustainable investments with an environmental objective that are not aligned with the EU Taxonomy?

This product intends to invest part of its assets in sustainable investments. These investments may contribute to environmental or social objectives, without any commitment being made as to the minimum share of each one. Thus, the minimum share of sustainable investments with an environmental objective that are not aligned with the EU Taxonomy is >0%.



are sustainable investments with an environmental objective that **do not take into account the criteria** for environmentally sustainable economic activities under the EU Taxonomy.



What is the minimum share of socially sustainable investments?

This product intends to invest part of its assets in sustainable investments. These investments may contribute to environmental or social objectives, without any commitment being made as to the minimum share of each one. Thus, the minimum share of sustainable investments with a social objective is >0%.



What investments are included under "#2 Other", what is their purpose and are there any minimum environmental or social safeguards?

Investments included in the category "#2 Other" of the financial product represent up to 90% of investments. Depending on the eligible instruments as defined in the product's prospectus, these may include derivatives traded on regulated or organised markets to expose and hedge the portfolio, cash and unrated issuers.

Derivatives and cash do not provide environmental or social safeguards.

(1) Fossil gas and nuclear activities will only be aligned with the EU Taxonomy if they contribute to limiting climate change ("climate change mitigation") and do not cause significant harm to any other EU Taxonomy objective - see explanatory note in the left margin. All criteria applicable to economic activities in the fossil gas and nuclear energy sectors that comply with the EU Taxonomy are defined in Commission Delegated Regulation (EU) 2022/1214.



Is a specific index designated as a reference benchmark to determine whether this financial product is aligned with the environmental and/or social characteristics that it promotes?

Reference benchmarks are indexes to measure whether the financial product attains the environmental or social characteristics that they promote.

Not applicable

How is the reference benchmark continuously aligned with each of the environmental or social characteristics promoted by the financial product?

Not applicable

How is the alignment of the investment strategy with the methodology of the index ensured on a continuous basis?

Not applicable

How does the designated index differ from a relevant broad market index?

Not applicable

Where can the methodology used for the calculation of the designated index be found?

Not applicable



Where can I find more product specific information online?

More information about the product is available on the website:

More information about the Management Company's extra-financial approach can be obtained through the documents available on its website (<https://www.lfde.com>), in the "Responsible Investment" section, on the "To find out more" page, under "LFDE Documents - SFDR".

Additional information about the fund, in particular its regulatory documentation, is available on the Management Company's website (www.lfde.com), under the "Our Funds" section.

Template pre-contractual disclosure for the financial products referred to in Article 8, paragraphs 1, 2 and 2a, of Regulation (EU) 2019/2088 and Article 6, first paragraph, of Regulation (EU) 2020/852

Sustainable investment means an investment in an economic activity that contributes to an environmental or social objective, provided that the investment does not significantly harm any environmental or social objective and that the investee companies follow good governance practices.

The **EU Taxonomy** is a classification system laid down in Regulation (EU) 2020/852, establishing a list of **environmentally sustainable economic activities**. That Regulation does not include a list of socially sustainable economic activities. Sustainable investments with an environmental objective might be aligned with the Taxonomy or not.



Sustainability indicators are used to verify if the financial product complies with the environmental or social characteristics promoted by the financial product.

Sustainability indicators measure how the environmental or social characteristics promoted by the financial product are attained.

Product name: ECHQUIER ENTREPRENEURS **Legal entity identifier:** 9695005JMXGFE8WP6880

Environmental and/or social characteristics

Does this financial product have a sustainable investment objective?

Yes No

It will make a minimum of **sustainable investments with an environmental objective:** %

- in economic activities that qualify as environmentally sustainable under the EU Taxonomy
- in economic activities that do not qualify as environmentally sustainable under the EU Taxonomy

It will make a minimum of **sustainable investments with a social objective:** %

- It **promotes environmental and social (E/S) characteristics** and while it does not have as its objective a sustainable investment, it will have a minimum proportion of 10% of sustainable investments
 - with an environmental objective in economic activities that qualify as environmentally sustainable under the EU Taxonomy
 - with an environmental objective in economic activities that do not qualify as environmentally sustainable under the EU Taxonomy
 - with a social objective
- It promotes E/S characteristics, but **will not make any sustainable investments**

What environmental and/or social characteristics are promoted by this financial product?

The product's ESG approach is based on the implementation of a base of exclusions defined at the level of the LBP AM group SRI and the use of an issuer ESG rating aimed at monitoring the extra-financial risks of the financial product. This analysis is based on the LBP AM group's proprietary quantitative tool GREaT, which provides an ESG rating based on the following 4 pillars:

- Responsible governance
- Sustainable resource management
- Energy transition
- Regional development

The weight associated with each pillar for the calculation of the GREaT score of an issuer is adjusted according to its business sector in order to take into account its specific features. For example, the greenhouse gas reduction issue is not the same for a company in the services sector and an industrial company, as the former produces less emissions than the latter. In all cases, the weight of each of the three "Environmental", "Social" and "Governance" pillars, calculated by reassigning the criteria of the GREaT pillars, is systematically higher or equal to 20% and can go up to 60%.

No specific index was designated as a reference benchmark to determine whether this financial product is aligned with the environmental and/or social characteristics that it promotes.

The financial product invests in sustainable investments within the meaning of Article 2 (17) of the SFDR.

○ What sustainability indicators are used to measure the attainment of each of the environmental or social characteristics promoted by this financial product?

Indicator	Associated constraints
Investments in environmentally or socially sustainable activities	At least 10% of the financial product's net assets will be invested in environmentally or socially sustainable investments, as defined in the section "What are the objectives of the sustainable investments that the financial product partially intends to make and how does the sustainable investment contribute to such objectives?" below.

○ **What are the objectives of the sustainable investments that the financial product partially intends to make and how does the sustainable investment contribute to such objectives?**

The financial product intends to make environmental and social Sustainable Investments within the meaning of the SFDR. The minimum Sustainable Investment threshold of the financial product is specified in the box at the top of this annex. The sustainable investments thus made by the financial product can meet environmental and/or social objectives.

For the environmental theme, the six objectives of the European Taxonomy are considered, namely:

- Climate change mitigation,
- Climate change adaptation,
- Sustainable use and protection of water and marine resources,
- Transition to a circular economy,
- Pollution prevention and control,
- Protection and restoration of biodiversity and ecosystems.

Note that the methodology applied does not make it possible to measure the contribution of investments according to the definition of the European Taxonomy (i.e. the taxonomy alignment of investments).

However, the contribution of investments to environmental objectives within the meaning of Article 2(17) of Regulation (EU) 2019/2088 (“SFDR Regulation”) is measured using indicators specific to the LBP AM Group and specified above.

For the social theme, the objectives considered are:

- Respect and promotion of human rights, in particular the promotion of fair and favourable working conditions, social integration through work, protection and the promotion of rights of local communities,
- The development of territories and communities, through relations with stakeholders outside the company and the responsible management of value chains, and in order to address the challenges of socio-economic development, the fight against social and territorial divides, support for local players and access to education,
- Improving access to health and essential care worldwide by addressing the issues of availability, geographical accessibility, financial accessibility and acceptability of treatments.

This generalist strategy does not imply that all sustainable investments meet all of the aforementioned environmental and social objectives, but that the sustainable investments must meet at least one of these objectives, while not causing significant harm to the others.

The contribution to one of the aforementioned environmental and social objectives is assessed using various sources, including:

For all environmental and social objectives:

- The “GREaT” score, the proprietary quantitative analysis methodology of the LBP AM Group, which covers all environmental and social objectives,
- The “SDG” score, a proprietary qualitative analysis of LFDE that assesses companies’ products, services and practices with a view to measuring their contribution to achieving the United Nations Sustainable Development Goals (SDGs).

For objectives specific to climate and biodiversity:

- The issuer’s commitment to a decarbonisation trajectory in its activities compatible with the objectives of the Paris Agreement, according to criteria defined by the Management Company,
- The “Greenfin” score, a quantitative indicator measuring the exposure of the business model of an issuer to green activities as defined by the French government label Greenfin, dedicated to financing the energy and ecological transition,
- The “Bird” score, a proprietary quantitative indicator of the LBP AM Group that aims to assess companies primarily on their policies as well as on their practices and impacts related to biodiversity,
- The “Climate & Biodiversity Maturity” score, a proprietary qualitative analysis of LFDE that aims to assess the maturity of companies in their consideration of the current and future climate and biodiversity issues they face. For the theme specific to healthcare:
- The “AAAA” (Acceptability, Accessibility, Affordability, Availability) score, a proprietary qualitative analysis of LFDE that aims to assess the contribution of companies through their products and services to the four dimensions of access to healthcare (Availability, Geographical Accessibility, Financial Accessibility, Acceptability) inspired by the work of the World Health Organization (WHO) on the subject.

A more complete description of the thresholds applied for each criterion is available in the “SFDR – Sustainable Investment Methodology” document accessible on the Management Company’s website (<https://www.lfde.com>), in the “Responsible Investment” section, on the “To find out more” page, under “LFDE Documents - SFDR”.

○ **How do the sustainable investments that the financial product partially intends to make not cause significant harm to any environmental or social sustainable investment objective?**

In order to ensure that an investment contributing to a sustainability objective, according to the analysis method presented above, does not cause significant harm to any environmental or social sustainable investment objective, the methodology applied systematically considers, on a cumulative basis:

- The issuer's practices relating to its management of human rights and environmental resources. This point is controlled using the proprietary "GREaT" extra-financial analysis methodology
- The issuer's exposure to sectors that are sensitive in terms of environmental and social aspects (such as thermal coal, controversial weapons, tobacco, gambling, etc.) in connection with the exclusion policies applicable in the Management Companies of the LBP AM Group. A more complete description of the exclusions is available in the "Exclusion Policy" document available on the Management Company's website (<https://www.lfde.com>), in the "Responsible Investment" section, on the "To find out more" page, under "LFDE Documents - Approach and Methodologies".
- The issuer's exposure to a severe controversy on environmental, social and governance issues, or a critical risk of serious breach of the OECD Guidelines for Multinational Enterprises and the UN Guidelines on Business and Human Rights.

- **How have the indicators for adverse impacts on sustainability factors been taken into account?**

Commission Delegated Regulation (EU) 2022/1288 (hereinafter the "SFDR Delegated Regulation") defines a list of indicators to measure the adverse impacts of an issuer on environmental and social sustainability factors (hereinafter the "adverse impact indicators"). The adverse impact indicators are calculated for each issuer, when the data is available and integrated into the extra-financial analysis tool.

Some indicators have been directly integrated, either into the proprietary GREaT scoring methodology used to identify both a positive contribution or significant adverse impact, or into the controversy indicator mentioned above, or into the exclusion policies. The principal adverse impacts are also taken into account through the shareholder engagement approach with companies in order to improve their transparency on these indicators and reduce their negative externalities.

- **How are the sustainable investments aligned with the OECD Guidelines for Multinational Enterprises and the UN Guiding Principles on Business and Human Rights?**

In order to ensure that the sustainable investments are aligned with the OECD Guidelines for Multinational Enterprises and the United Nations Guidelines on Business and Human Rights, the Management Company systematically controls:

- The proper application of the Management Company's exclusion policy relating to these international treaties and the process for ad hoc controversy monitoring.
- The disqualification of issuers identified as having poor practices on the "Sustainable Resource Management" pillar of the GREaT analysis methodology, which incorporates criteria relating to respect for human rights and labour law.

A more complete description of the thresholds applied for each criterion is available in the "SFDR – Sustainable Investment Methodology" document accessible on the Management Company's website (<https://www.lfde.com>), in the "Responsible Investment" section, on the "To find out more" page, under "LFDE Documents - SFDR".

Principal adverse impacts are the most significant negative impacts of investment decisions on sustainability factors relating to environmental, social and employee matters, respect for human rights, anti-corruption and anti-bribery matters.

The EU Taxonomy sets out a "do not significant harm" principle by which Taxonomy-aligned investments should not significantly harm EU Taxonomy objectives and is accompanied by specific EU criteria. The "do not significant harm" principle applies only to those investments underlying the financial product that take into account the EU criteria for environmentally sustainable economic activities. The investments underlying the remaining portion of this financial product do not take into account European Union criteria for environmentally sustainable economic activities. Any other sustainable investments must also not significantly harm any environmental or social objectives.



Does this financial product consider principal adverse impacts on sustainability factors?

Yes

No



What investment strategy does this financial product follow?

The investment strategy guides investment decisions based on factors such as investment objectives and risk tolerance.

Echiquier Entrepreneurs is a stock-picking UCI eligible for the PEA-PME invested, without sector restrictions, in European small and micro caps.

○ **What are the binding elements of the investment strategy used to select the investments to attain each of the environmental or social characteristics promoted by this financial product?**

The binding elements used to select investments and achieve the environmental and social characteristics promoted by the fund are as follows:

- the Management Company's exclusion policy and the resulting sectoral or norm-based exclusion constraints - constraints associated with the sustainability indicators presented in the section "What sustainability indicators are used to measure the attainment of each of the environmental or social characteristics promoted by this financial product?" above.

- marginally, the ESG assessment of each of the issuers present in the portfolio through the quantitative analysis using the GREaT scoring tool (LBP AM group's proprietary methodology); however, this analysis is not intended to result in a selectivity criteria, except in the case of an identified extra-financial risk.

○ **What is the committed minimum rate to reduce the scope of the investments considered prior to the application of that investment strategy?**

The implementation of sectoral and norm-based exclusion filters leads to a reduction in the investment universe.

○ **What is the policy to assess good governance practices of the investee companies?**

The monitoring of the application of good governance principles by issuers is controlled by means of a quantitative indicator derived from the proprietary "GREaT" analysis methodology, the "Governance" pillar notably covering issues such as balance of powers, fair remuneration and business ethics.

If this quantitative assessment of the Governance pillar appears to be insufficient or in the case of a significant controversy, the management team will also carry out a qualitative analysis of the governance.

In addition, the Management Company encourages good governance practices through its engagement and voting policy, which deals in particular with the issues of balanced remuneration, value sharing between senior managers and employees, and diversity and parity within management bodies.

Good governance practices include sound management structures, employee relations, remuneration of staff and tax compliance.



What is the asset allocation planned for this financial product?

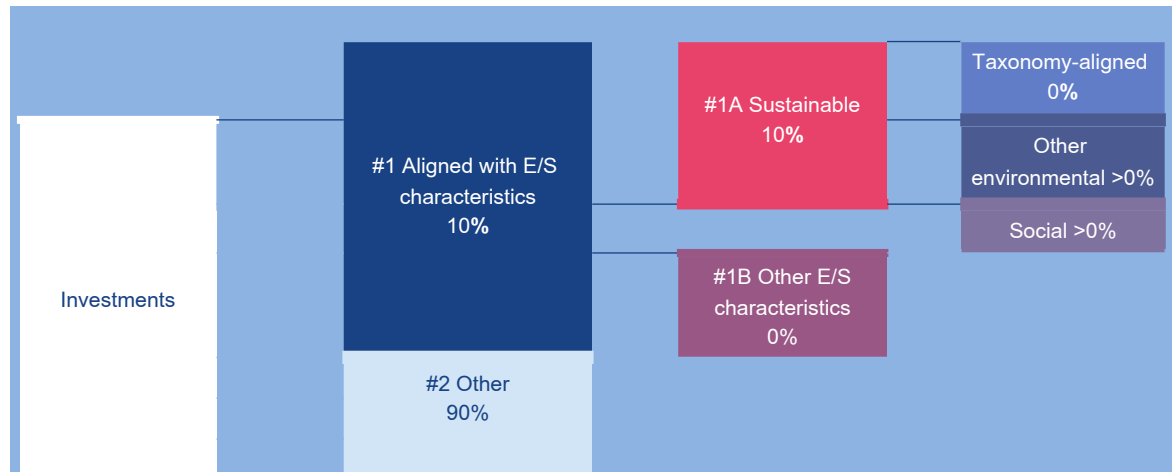
The financial product invests at least 10% of its assets in assets considered "eligible" according to the ESG process implemented - therefore in investments that are aligned with the environmental and social characteristics promoted (#1 Aligned with E/S characteristics).

Up to 90% of investments may not be aligned with these characteristics (#2 Other).

It should also be noted that, in line with the information provided in the pre-contractual documentation, the financial product undertakes to carry out an ESG analysis for at least 75% of the assets invested in equities and debt securities issued by private and quasi-public issuers. This ESG analysis, based on the GREaT rating methodology, aims to provide the manager with information on the ESG risk attached to the issuers. However, it is not intended to be systematically and measurably taken into account in the selection of portfolio securities.

The financial product invests at least 10% of its assets in assets considered to be sustainable investments (#1A Sustainable).

A more detailed description of the specific asset allocation of this financial product can be found in its prospectus.



#1 Aligned with E/S characteristics includes the investments of the financial product used to attain the environmental or social characteristics promoted by the financial product.

#2 Other includes the remaining investments of the financial product which are neither aligned with environmental or social characteristics, nor are qualified as sustainable investments.

The category **#1 Aligned with E/S characteristics** covers:

- The sub-category **#1A Sustainable** covers sustainable investments with environmental or social objectives,
- The sub-category **#1B Other E/S characteristics** covers investments aligned with the environmental or social characteristics that do not qualify as sustainable investments.

○ **How does the use of derivatives attain the environmental or social characteristics promoted by the financial product?**

Any derivatives authorised/used by the financial product are not intended to contribute to achieving the environmental or social characteristics promoted. Their use is limited to hedging or temporary exposure in order to cover a strong movement in liabilities, to gain temporary exposure to market beta or to accompany a change in strategy. Furthermore, the Management Company ensures that the use of derivatives does not run counter to the environmental or social characteristics promoted by the financial product. In particular, the Management Company does not use derivatives to artificially improve the product's extra-financial performance. The constraints relating to the use of derivatives are specified in the pre-contractual documentation for the financial product.

To comply with the EU Taxonomy, the criteria for fossil gas include limitations on emissions and switching to renewable power or low-carbon fuels by the end of 2035. For nuclear energy, the criteria include comprehensive safety and waste management rules.

Enabling activities directly enable other activities to make a substantial contribution to an environmental objective.

Transitional activities are activities for which low-carbon alternatives are not yet available and among others have greenhouse gas emission levels corresponding to the best performance.



To what minimum extent are sustainable investments with an environmental objective aligned with the EU Taxonomy?

The financial product may invest in environmentally sustainable economic activities, however the investments of this financial product do not take into account the European Union criteria for environmentally sustainable economic activities. The financial product is committed to a 0% alignment with the European Taxonomy.

Does the financial product invest in fossil gas and/or nuclear energy related activities that comply with the EU Taxonomy?⁽¹⁾

Yes

In fossil gas

In nuclear energy

No

The two graphs below show in green the minimum percentage of investments aligned with the EU Taxonomy. As there is no appropriate methodology to determine the Taxonomy-alignment of sovereign bonds*, the first graph shows the Taxonomy alignment in relation to all the investments of the financial product, including sovereign bonds, while the second graph shows the Taxonomy alignment only in relation to the investments of the financial product other than sovereign bonds.



This graph represents 100% of the total investments.

* For the purpose of these graphs, 'sovereign bonds' consist of all sovereign exposures.

What is the minimum share of investments in transitional and enabling activities?

The financial product does not commit to a minimum proportion of investment in transitional and enabling activities.



What is the minimum share of sustainable investments with an environmental objective that are not aligned with the EU Taxonomy?

This product intends to invest part of its assets in sustainable investments. These investments may contribute to environmental or social objectives, without any commitment being made as to the minimum share of each one. Thus, the minimum share of sustainable investments with an environmental objective that are not aligned with the EU Taxonomy is >0%.



What is the minimum share of socially sustainable investments?

This product intends to invest part of its assets in sustainable investments. These investments may contribute to environmental or social objectives, without any commitment being made as to the minimum share of each one. Thus, the minimum share of sustainable investments with a social objective is >0%.



What investments are included under "#2 Other", what is their purpose and are there any minimum environmental or social safeguards?

Investments included in the category "#2 Other" of the financial product represent up to 90% of investments. Depending on the eligible instruments as defined in the product's prospectus, these may include derivatives traded on regulated or organised markets to expose and hedge the portfolio, cash and unrated issuers. Derivatives and cash do not provide environmental or social safeguards.

are sustainable investments with an environmental objective that do not take into account the criteria for environmentally sustainable economic activities under the EU Taxonomy.

(1) Fossil gas and/or nuclear activities will only comply with the EU Taxonomy where they contribute to limiting climate change ("climate change mitigation") and do not significantly harm any EU Taxonomy objective - see explanatory note in the left hand margin. The full criteria for fossil gas and nuclear energy economic activities in the sectors that comply with the EU Taxonomy are laid down in Commission Delegated Regulation (EU) 2022/1214.



Is a specific index designated as a reference benchmark to determine whether this financial product is aligned with the environmental and/or social characteristics that it promotes?

Reference benchmarks are indexes to measure whether the financial product attains the environmental or social characteristics that they promote.

Not applicable

How is the reference benchmark continuously aligned with each of the environmental or social characteristics promoted by the financial product?

Not applicable

How is the alignment of the investment strategy with the methodology of the index ensured on a continuous basis?

Not applicable

How does the designated index differ from a relevant broad market index?

Not applicable

Where can the methodology used for the calculation of the designated index be found?

Not applicable



Where can I find more product specific information online?

More information about the product is available on the website:

More information about the Management Company's extra-financial approach can be obtained through the documents available on its website (<https://www.lfde.com>), in the "Responsible Investment" section, on the "To find out more" page, under "LFDE Documents - SFDR".

Additional information about the fund, in particular its regulatory documentation, is available on the Management Company's website (www.lfde.com), under the "Our Funds" section.

Sustainable investment means an investment in an economic activity that contributes to an environmental or social objective, provided that the investment does not significantly harm any environmental or social objective and that the investee companies follow good governance practices.

The **EU Taxonomy** is a classification system laid down in Regulation (EU) 2020/852, establishing a list of **environmentally sustainable economic activities**. That Regulation does not include a list of socially sustainable economic activities. Sustainable investments with an environmental objective might be aligned with the Taxonomy or not.



Sustainability indicators are used to verify if the financial product complies with the environmental or social characteristics promoted by the financial product.

Sustainability indicators measure how the environmental or social characteristics promoted by the financial product are attained.

Product name:
ECHQUIER ALPHA MAJOR SRI

Legal entity identifier: 969500DZDSURJ4GLA841

Environmental and/or social characteristics

Does this financial product have a sustainable investment objective?

Yes No

It will make a minimum of **sustainable investments with an environmental objective**: %

- in economic activities that qualify as environmentally sustainable under the EU Taxonomy
- in economic activities that do not qualify as environmentally sustainable under the EU Taxonomy

It will make a minimum of **sustainable investments with a social objective**: %

It **promotes environmental and social (E/S) characteristics** and while it does not have as its objective a sustainable investment, it will have a minimum proportion of 40% of sustainable investments

- with an environmental objective in economic activities that qualify as environmentally sustainable under the EU Taxonomy
- with an environmental objective in economic activities that do not qualify as environmentally sustainable under the EU Taxonomy
- with a social objective

It promotes E/S characteristics, but **will not make any sustainable investments**

What environmental and/or social characteristics are promoted by this financial product?

The SRI approach to managing the financial product aims to identify and select issuers that:

- Propose innovations and solutions to key issues: demography, urbanisation, environment, climate, agriculture, food, public health, etc.
- Anticipate the importance of these issues by acting responsibly in the four areas of the Management Company's SRI philosophy.

This analysis is based on the GREaT philosophy, which is specific to the Management Company and built around the following four pillars:

- Responsible governance
- Sustainable resource management
- Energy transition
- Regional development

The weight associated with each pillar for the calculation of the GREaT score of an issuer is adjusted according to its business sector in order to take into account its specific features. For example, the greenhouse gas reduction issue is not the same for a company in the services sector and an industrial company, as the former produces less emissions than the latter. In all cases, the weight of each of the three "Environmental", "Social" and "Governance" pillars, calculated by reassigning the criteria of the GREaT pillars, is systematically higher or equal to 20% and can go up to 60%.

No specific index was designated as a reference benchmark to determine whether this financial product is aligned with the environmental and/or social characteristics that it promotes.

In addition, the financial product may invest in UCIs that have obtained the French SRI label.

The financial product invests in sustainable investments within the meaning of Article 2 (17) of the SFDR.

- **What sustainability indicators are used to measure the attainment of each of the environmental or social characteristics promoted by this financial product?**

Indicator	Associated constraints
GREaT ESG analysis methodology	The investment universe is subject to a binding extra-financial analysis, in order to reduce the investment scope of the Financial Product. For more details, refer to the section “What is the committed minimum rate to reduce the scope of the investments considered prior to the application of that investment strategy?”
Key Performance Indicators	The financial product aims to obtain a better rating than that of its Analysis Universe on the following specific indicators: - Net Zero trajectory: Proportion of companies with greenhouse gas emission reduction targets validated by the SBTi Biodiversity: estimate of the impact of a company on biodiversity via the Global Biodiversity Score (the higher the score the greater the company's impact on biodiversity).
Investments in environmentally or socially sustainable activities	At least 40% of the financial product's net assets will be invested in environmentally or socially sustainable investments, as defined in the section “What are the objectives of the sustainable investments that the financial product partially intends to make and how does the sustainable investment contribute to such objectives?” below.
Low-carbon transition of emitters with a high impact on the climate	The financial product ensures that at least 15% of issuers in the “high-impact climate sectors” as described in Delegated Regulation (EU) 2022/1288 (“SFDR Delegated Regulation”) have a credible transition plan with regard to the climate targets set by the Paris Agreement, according to the Management Company's analysis.

- **What are the objectives of the sustainable investments that the financial product partially intends to make and how does the sustainable investment contribute to such objectives?**

The financial product intends to make environmental and social Sustainable Investments within the meaning of the SFDR. The minimum Sustainable Investment threshold of the financial product is specified in the box at the top of this annex. The sustainable investments thus made by the financial product can meet environmental and/or social objectives.

For the environmental theme, the six objectives of the European Taxonomy are considered, namely:

- Climate change mitigation,
- Climate change adaptation,
- Sustainable use and protection of water and marine resources,
- Transition to a circular economy,
- Pollution prevention and control,
- Protection and restoration of biodiversity and ecosystems.

Note that the methodology applied does not make it possible to measure the contribution of investments according to the definition of the European Taxonomy (i.e. the taxonomy alignment of investments).

However, the contribution of investments to environmental objectives within the meaning of Article 2(17) of Regulation (EU) 2019/2088 (“SFDR Regulation”) is measured using indicators specific to the LBP AM Group and specified above.

For the social theme, the objectives considered are:

- Respect and promotion of human rights, in particular the promotion of fair and favourable working conditions, social integration through work, protection and the promotion of rights of local communities,
- The development of territories and communities, through relations with stakeholders outside the company and the responsible management of value chains, and in order to address the challenges of socio-economic development, the fight against social and territorial divides, support for local players and access to education,
- Improving access to health and essential care worldwide by addressing the issues of availability, geographical accessibility, financial accessibility and acceptability of treatments.

This generalist strategy does not imply that all sustainable investments meet all of the aforementioned environmental and social objectives, but that the sustainable investments must meet at least one of these objectives, while not causing significant harm to the others.

The contribution to one of the aforementioned environmental and social objectives is assessed using various sources, including:

For all environmental and social objectives:

- The “GREaT” score, the proprietary quantitative analysis methodology of the LBP AM Group, which covers all environmental and social objectives,
- The “SDG” score, a proprietary qualitative analysis of LFDE that assesses companies’ products, services and practices with a view to measuring their contribution to achieving the United Nations Sustainable Development Goals (SDGs).

For objectives specific to climate and biodiversity:

- The issuer’s commitment to a decarbonisation trajectory in its activities compatible with the objectives of the Paris Agreement, according to criteria defined by the Management Company,
- The “Greenfin” score, a quantitative indicator measuring the exposure of the business model of an issuer to green activities as defined by the French government label Greenfin, dedicated to financing the energy and ecological transition,
- The “Bird” score, a proprietary quantitative indicator of the LBP AM Group that aims to assess companies primarily on their policies as well as on their practices and impacts related to biodiversity,
- The “Climate & Biodiversity Maturity” score, a proprietary qualitative analysis of LFDE that aims to assess the maturity of companies in their consideration of the current and future climate and biodiversity issues they face. For the theme specific to healthcare:
- The “AAAA” (Acceptability, Accessibility, Affordability, Availability) score, a proprietary qualitative analysis of LFDE that aims to assess the contribution of companies through their products and services to the four dimensions of access to healthcare (Availability, Geographical Accessibility, Financial Accessibility, Acceptability) inspired by the work of the World Health Organization (WHO) on the subject.

A more complete description of the thresholds applied for each criterion is available in the “SFDR – Sustainable Investment Methodology” document accessible on the Management Company’s website (<https://www.lfde.com>), in the “Responsible Investment” section, on the “To find out more” page, under “LFDE Documents - SFDR”.

○ ***How do the sustainable investments that the financial product partially intends to make not cause significant harm to any environmental or social sustainable investment objective?***

In order to ensure that an investment contributing to a sustainability objective, according to the analysis method presented above, does not cause significant harm to any environmental or social sustainable investment objective, the methodology applied systematically considers, on a cumulative basis:

- The issuer’s practices relating to its management of human rights and environmental resources. This point is controlled using the proprietary “GREaT” extra-financial analysis methodology
- The issuer’s exposure to sectors that are sensitive in terms of environmental and social aspects (such as thermal coal, controversial weapons, tobacco, gambling, etc.) in connection with the exclusion policies applicable in the Management Companies of the LBP AM Group. A more complete description of the exclusions is available in the “Exclusion Policy” document available on the Management Company’s website (<https://www.lfde.com>), in the “Responsible Investment” section, on the “To find out more” page, under “LFDE Documents - Approach and Methodologies”.
- The issuer’s exposure to a severe controversy on environmental, social and governance issues, or a critical risk of serious breach of the OECD Guidelines for Multinational Enterprises and the UN Guidelines on Business and Human Rights.

- ***How have the indicators for adverse impacts on sustainability factors been taken into account?***

Commission Delegated Regulation (EU) 2022/1288 (hereinafter the “SFDR Delegated Regulation”) defines a list of indicators to measure the adverse impacts of an issuer on environmental and social sustainability factors (hereinafter the “adverse impact indicators”). The adverse impact indicators are calculated for each issuer, when the data is available and integrated into the extra-financial analysis tool.

Some indicators have been directly integrated, either into the proprietary GREaT scoring methodology used to identify both a positive contribution or significant adverse impact, or into the controversy indicator mentioned above, or into the exclusion policies. The principal adverse impacts are also taken into account through the shareholder engagement approach with companies in order to improve their transparency on these indicators and reduce their negative externalities.

- ***How are the sustainable investments aligned with the OECD Guidelines for Multinational Enterprises and the UN Guiding Principles on Business and Human Rights?***

In order to ensure that the sustainable investments are aligned with the OECD Guidelines for Multinational Enterprises and the United Nations Guidelines on Business and Human Rights, the Management Company systematically controls:

- The proper application of the Management Company’s exclusion policy relating to these international treaties and the process for ad hoc controversy monitoring.
- The disqualification of issuers identified as having poor practices on the “Sustainable Resource Management” pillar of the GREaT analysis methodology, which incorporates criteria relating to respect for human rights and labour law.

A more complete description of the thresholds applied for each criterion is available in the “SFDR – Sustainable Investment Methodology” document accessible on the Management Company’s website (<https://www.lfde.com>), in the “Responsible Investment” section, on the “To find out more” page, under “LFDE Documents - SFDR”.

Principal adverse impacts are the most significant negative impacts of investment decisions on sustainability factors relating to environmental, social and employee matters, respect for human rights, anti-corruption and anti-bribery matters.

The EU Taxonomy sets out a “do not significant harm” principle by which Taxonomy-aligned investments should not significantly harm EU Taxonomy objectives and is accompanied by specific EU criteria. The “do not significant harm” principle applies only to those investments underlying the financial product that take into account the EU criteria for environmentally sustainable economic activities. The investments underlying the remaining portion of this financial product do not take into account European Union criteria for environmentally sustainable economic activities. Any other sustainable investments must also not significantly harm any environmental or social objectives.



Does this financial product consider principal adverse impacts on sustainability factors?

Yes

No

Regarding the adverse impacts, this financial product takes into account 14 mandatory indicators from Table 1 of Annex I of European Commission Delegated Regulation (EU) 2022/1288, and also includes the following two additional indicators:

- investments in companies without carbon reduction initiatives
- investments in companies without a workplace accident prevention policy

They are taken into account in the various areas of the management company's responsible investment approach: through the exclusion policy (sectoral and norm-based), the ESG analysis methodology, the various impact scores, the measurement and management of ESG performance indicators and engagement with companies.

Additional information about how the principal adverse impacts are taken into account is available in the document “Article 4 SFDR: Principal adverse impacts” accessible on the Management Company's website (<https://www.lfde.com>), in the “Responsible Investment” section, on the “To find out more” page, under “LFDE Documents - SFDR”.

Moreover, the Financial Product aims to obtain a better rating than that of its investment Universe on the following indicators:

- Net Zero trajectory: Proportion of companies with greenhouse gas emission reduction targets validated by the SBTi
- Biodiversity: estimate of the impact of a company on biodiversity via the Global Biodiversity Score (the higher the score the greater the company's impact on biodiversity).



What investment strategy does this financial product follow?

Echiquier Alpha Major SRI is an SRI-certified long-hedge UCI that draws on the expertise of Echiquier Major SRI Growth Europe, whose objective is to gain exposure to large, high-quality, growth European stocks with reduced volatility.

○ What are the binding elements of the investment strategy used to select the investments to attain each of the environmental or social characteristics promoted by this financial product?

The binding elements used to select investments and achieve the environmental and social characteristics promoted by the fund are as follows:

- the Management Company's exclusion policy and the resulting sectoral or norm-based exclusion constraints, - the restrictions defined by the French government's SRI Label in terms of additional sector exclusions and reduction of the investment universe, - constraints associated with the sustainability indicators presented in the section “What sustainability indicators are used to measure the attainment of each of the environmental or social characteristics promoted by this financial product?” above.
- the binding ESG assessment of each of the issuers in the portfolio via a quantitative analysis using the GREaT scoring tool (proprietary methodology of the LBP AM group).

Lastly, the fund also applies exclusions on companies linked to activities considered to be non-aligned with the Paris Agreement on climate change (coal extraction, oil, etc.), in light of the ESMA naming rules.

The investment strategy guides investment decisions based on factors such as investment objectives and risk tolerance.

○ **What is the committed minimum rate to reduce the scope of the investments considered prior to the application of that investment strategy?**

The investment strategy is not intended to reduce the investment Universe of the Financial Product. However, it aims to ensure that the Financial Product has an ESG rating (calculated according to the proprietary GREaT analysis methodology) above that of its universe after removing 30% of the issuers (on the basis of the ESG ratings and all exclusions applied by the fund).

○ **What is the policy to assess good governance practices of the investee companies?**

The monitoring of the application of good governance principles by issuers is controlled by means of a quantitative indicator derived from the proprietary "GREaT" analysis methodology, the "Governance" pillar notably covering issues such as balance of powers, fair remuneration and business ethics.

If this quantitative assessment of the Governance pillar appears to be insufficient or in the case of a significant controversy, the management team will also carry out a qualitative analysis of the governance.

In addition, the Management Company encourages good governance practices through its engagement and voting policy, which deals in particular with the issues of balanced remuneration, value sharing between senior managers and employees, and diversity and parity within management bodies.

Good governance practices include sound management structures, employee relations, remuneration of staff and tax compliance.



What is the asset allocation planned for this financial product?

The financial product invests at least 90% of its assets in assets considered "eligible" according to the ESG process implemented - therefore in investments that are aligned with the environmental and social characteristics promoted (#1 Aligned with E/S characteristics).

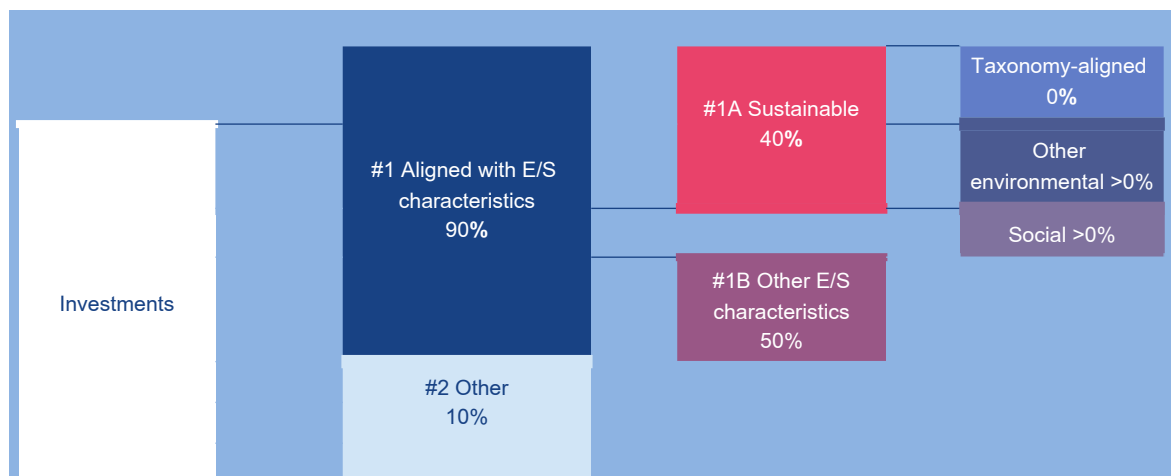
Up to 10% of investments may not be aligned with these characteristics (#2 Other).

The financial product invests at least 40% of its assets in assets considered to be sustainable investments (#1A Sustainable).

A more detailed description of the specific asset allocation of this financial product can be found in its prospectus.

Taxonomy-aligned activities are expressed as a share of:

- **turnover** reflecting the share of revenue from green activities of investee companies;
- **capital expenditure** (CapEx) showing the green investments made by investee companies, e.g. for a transition to a green economy;
- **operational expenditure** (OpEx) reflecting green operational activities of investee companies.



#1 Aligned with E/S characteristics includes the investments of the financial product used to attain the environmental or social characteristics promoted by the financial product.

#2 Other includes the remaining investments of the financial product which are neither aligned with environmental or social characteristics, nor are qualified as sustainable investments.

The category #1 Aligned with E/S characteristics covers:

- The sub-category #1A Sustainable covers sustainable investments with environmental or social objectives,
- The sub-category #1B Other E/S characteristics covers investments aligned with the environmental or social characteristics that do not qualify as sustainable investments.

○ **How does the use of derivatives attain the environmental or social characteristics promoted by the financial product?**

Any derivatives authorised/used by the financial product are not intended to contribute to achieving the environmental or social characteristics promoted. Their use is limited to hedging or temporary exposure in order to cover a strong movement in liabilities, to gain temporary exposure to market beta or to accompany a change in strategy. Furthermore, the Management Company ensures that the use of derivatives does not run counter to the environmental or social characteristics promoted by the financial product. In particular, the Management Company does not use derivatives to artificially improve the product's extra-financial performance. The constraints relating to the use of derivatives are specified in the pre-contractual documentation for the financial product.

To comply with the EU Taxonomy, the criteria for fossil gas include limitations on emissions and switching to renewable power or low-carbon fuels by the end of 2035. For nuclear energy, the criteria include comprehensive safety and waste management rules.

Enabling activities directly enable other activities to make a substantial contribution to an environmental objective.

Transitional activities are activities for which low-carbon alternatives are not yet available and among others have greenhouse gas emission levels corresponding to the best performance.



To what minimum extent are sustainable investments with an environmental objective aligned with the EU Taxonomy?

The financial product may invest in environmentally sustainable economic activities, however the investments of this financial product do not take into account the European Union criteria for environmentally sustainable economic activities. The financial product is committed to a 0% alignment with the European Taxonomy.

Does the financial product invest in fossil gas and/or nuclear energy related activities that comply with the EU Taxonomy?⁽¹⁾

Yes

In fossil gas

In nuclear energy

No

The two graphs below show in green the minimum percentage of investments aligned with the EU Taxonomy. As there is no appropriate methodology to determine the Taxonomy-alignment of sovereign bonds*, the first graph shows the Taxonomy alignment in relation to all the investments of the financial product, including sovereign bonds, while the second graph shows the Taxonomy alignment only in relation to the investments of the financial product other than sovereign bonds.



* For the purpose of these graphs, 'sovereign bonds' consist of all sovereign exposures.

What is the minimum share of investments in transitional and enabling activities?

The financial product does not commit to a minimum proportion of investment in transitional and enabling activities.



What is the minimum share of sustainable investments with an environmental objective that are not aligned with the EU Taxonomy?

This product intends to invest part of its assets in sustainable investments. These investments may contribute to environmental or social objectives, without any commitment being made as to the minimum share of each one. Thus, the minimum share of sustainable investments with an environmental objective that are not aligned with the EU Taxonomy is >0%.



What is the minimum share of socially sustainable investments?

This product intends to invest part of its assets in sustainable investments. These investments may contribute to environmental or social objectives, without any commitment being made as to the minimum share of each one. Thus, the minimum share of sustainable investments with a social objective is >0%.



What investments are included under "#2 Other", what is their purpose and are there any minimum environmental or social safeguards?

Investments included in the category "#2 Other" of the financial product represent up to 10% of investments. Depending on the eligible instruments as defined in the product's prospectus, these may include derivatives traded on regulated or organised markets to expose and hedge the portfolio, cash and unrated issuers. Derivatives and cash do not provide environmental or social safeguards.

are sustainable investments with an environmental objective that do not take into account the criteria for environmentally sustainable economic activities under the EU Taxonomy.

(1) Fossil gas and/or nuclear activities will only comply with the EU Taxonomy where they contribute to limiting climate change ("climate change mitigation") and do not significantly harm any EU Taxonomy objective - see explanatory note in the left hand margin. The full criteria for fossil gas and nuclear energy economic activities in the sectors that comply with the EU Taxonomy are laid down in Commission Delegated Regulation (EU) 2022/1214.



Is a specific index designated as a reference benchmark to determine whether this financial product is aligned with the environmental and/or social characteristics that it promotes?

Reference benchmarks are indexes to measure whether the financial product attains the environmental or social characteristics that they promote.

Not applicable

How is the reference benchmark continuously aligned with each of the environmental or social characteristics promoted by the financial product?

Not applicable

How is the alignment of the investment strategy with the methodology of the index ensured on a continuous basis?

Not applicable

How does the designated index differ from a relevant broad market index?

Not applicable

Where can the methodology used for the calculation of the designated index be found?

Not applicable



Where can I find more product specific information online?

More information about the product is available on the website:

More information about the Management Company's extra-financial approach can be obtained through the documents available on its website (<https://www.lfde.com>), in the "Responsible Investment" section, on the "To find out more" page, under "LFDE Documents - SFDR".

Additional information about the fund, in particular its regulatory documentation, is available on the Management Company's website (www.lfde.com), under the "Our Funds" section.

Sustainable investment means an investment in an economic activity that contributes to an environmental or social objective, provided that the investment does not significantly harm any environmental or social objective and that the investee companies follow good governance practices.

The **EU Taxonomy** is a classification system laid down in Regulation (EU) 2020/852, establishing a list of **environmentally sustainable economic activities**. That Regulation does not include a list of socially sustainable economic activities. Sustainable investments with an environmental objective might be aligned with the Taxonomy or not.



Sustainability indicators are used to verify if the financial product complies with the environmental or social characteristics promoted by the financial product. Sustainability indicators are used to verify if the financial product complies with the environmental or social characteristics promoted by the financial product.

Sustainability indicators measure how the environmental or social characteristics promoted by the financial product are attained.

Product name: ECHIQUIER SHORT TERM CREDIT SRI **Legal entity identifier:** 969500JUICQQSHQTN923

Environmental and/or social characteristics

Does this financial product have a sustainable investment objective?

Yes **No**

- It will make a minimum of **sustainable investments with an environmental objective**: %
 - in economic activities that qualify as environmentally sustainable under the EU Taxonomy
 - in economic activities that do not qualify as environmentally sustainable under the EU Taxonomy
- It will make a minimum of **sustainable investments with a social objective**: %
 - It **promotes environmental and social (E/S) characteristics** and while it does not have as its objective a sustainable investment, it will have a minimum proportion of 40% of sustainable investments
 - with an environmental objective in economic activities that qualify as environmentally sustainable under the EU Taxonomy
 - with an environmental objective in economic activities that do not qualify as environmentally sustainable under the EU Taxonomy
 - with a social objective
 - It promotes E/S characteristics, but **will not make any sustainable investments**

What environmental and/or social characteristics are promoted by this financial product?

- The SRI approach to managing the financial product aims to identify and select issuers that:
- Propose innovations and solutions to key issues: demography, urbanisation, environment, climate, agriculture, food, public health, etc.
 - Anticipate the importance of these issues by acting responsibly in the four areas of the Management Company's SRI philosophy.
- This analysis is based on the GREaT philosophy, which is specific to the Management Company and built around the following four pillars:
- Responsible governance
 - Sustainable resource management
 - Energy transition
 - Regional development

The weight associated with each pillar for the calculation of the GREaT score of an issuer is adjusted according to its business sector in order to take into account its specific features. For example, the greenhouse gas reduction issue is not the same for a company in the services sector and an industrial company, as the former produces less emissions than the latter. In all cases, the weight of each of the three "Environmental", "Social" and "Governance" pillars, calculated by reassigning the criteria of the GREaT pillars, is systematically higher or equal to 20% and can go up to 60%.

No specific index was designated as a reference benchmark to determine whether this financial product is aligned with the environmental and/or social characteristics that it promotes.

In addition, the financial product may invest in UCIs that have obtained the French SRI label.

The financial product invests in sustainable investments within the meaning of Article 2 (17) of the SFDR.

- **What sustainability indicators are used to measure the attainment of each of the environmental or social characteristics promoted by this financial product?**

Indicator	Associated constraints
GREaT ESG analysis methodology	The investment universe is subject to a binding extra-financial analysis, in order to reduce the investment scope of the Financial Product. For more details, refer to the section “What is the committed minimum rate to reduce the scope of the investments considered prior to the application of that investment strategy?”
Key Performance Indicators	The financial product aims to obtain a better rating than that of its Analysis Universe on the following specific indicators: - Net Zero trajectory: Proportion of companies with greenhouse gas emission reduction targets validated by the SBTi Biodiversity: estimate of the impact of a company on biodiversity via the Global Biodiversity Score (the higher the score the greater the company's impact on biodiversity).
Investments in environmentally or socially sustainable activities	At least 40% of the financial product's net assets will be invested in environmentally or socially sustainable investments, as defined in the section “What are the objectives of the sustainable investments that the financial product partially intends to make and how does the sustainable investment contribute to such objectives?” below.
Low-carbon transition of emitters with a high impact on the climate	The financial product ensures that at least 15% of issuers in the “high-impact climate sectors” as described in Delegated Regulation (EU) 2022/1288 (“SFDR Delegated Regulation”) have a credible transition plan with regard to the climate targets set by the Paris Agreement, according to the Management Company's analysis.

- **What are the objectives of the sustainable investments that the financial product partially intends to make and how does the sustainable investment contribute to such objectives?**

The financial product intends to make environmental and social Sustainable Investments within the meaning of the SFDR. The minimum Sustainable Investment threshold of the financial product is specified in the box at the top of this annex. The sustainable investments thus made by the financial product can meet environmental and/or social objectives.

For the environmental theme, the six objectives of the European Taxonomy are considered, namely:

- Climate change mitigation,
- Climate change adaptation,
- Sustainable use and protection of water and marine resources,
- Transition to a circular economy,
- Pollution prevention and control,
- Protection and restoration of biodiversity and ecosystems.

Note that the methodology applied does not make it possible to measure the contribution of investments according to the definition of the European Taxonomy (i.e. the taxonomy alignment of investments).

However, the contribution of investments to environmental objectives within the meaning of Article 2(17) of Regulation (EU) 2019/2088 (“SFDR Regulation”) is measured using indicators specific to the LBP AM Group and specified above.

For the social theme, the objectives considered are:

- Respect and promotion of human rights, in particular the promotion of fair and favourable working conditions, social integration through work, protection and the promotion of rights of local communities,
- The development of territories and communities, through relations with stakeholders outside the company and the responsible management of value chains, and in order to address the challenges of socio-economic development, the fight against social and territorial divides, support for local players and access to education,
- Improving access to health and essential care worldwide by addressing the issues of availability, geographical accessibility, financial accessibility and acceptability of treatments.

This generalist strategy does not imply that all sustainable investments meet all of the aforementioned environmental and social objectives, but that the sustainable investments must meet at least one of these objectives, while not causing significant harm to the others.

The contribution to one of the aforementioned environmental and social objectives is assessed using various sources, including:

Principal adverse impacts are the most significant negative impacts of investment decisions on sustainability factors relating to environmental, social and employee matters, respect for human rights, anti-corruption and anti-bribery matters.

For all environmental and social objectives:

- The “GREaT” score, the proprietary quantitative analysis methodology of the LBP AM Group, which covers all environmental and social objectives,
- The “SDG” score, a proprietary qualitative analysis of LFDE that assesses companies’ products, services and practices with a view to measuring their contribution to achieving the United Nations Sustainable Development Goals (SDGs).

For objectives specific to climate and biodiversity:

- The issuer’s commitment to a decarbonisation trajectory in its activities compatible with the objectives of the Paris Agreement, according to criteria defined by the Management Company,
- The “Greenfin” score, a quantitative indicator measuring the exposure of the business model of an issuer to green activities as defined by the French government label Greenfin, dedicated to financing the energy and ecological transition,
- The “Bird” score, a proprietary quantitative indicator of the LBP AM Group that aims to assess companies primarily on their policies as well as on their practices and impacts related to biodiversity,
- The “Climate & Biodiversity Maturity” score, a proprietary qualitative analysis of LFDE that aims to assess the maturity of companies in their consideration of the current and future climate and biodiversity issues they face. For the theme specific to healthcare:
- The “AAAA” (Acceptability, Accessibility, Affordability, Availability) score, a proprietary qualitative analysis of LFDE that aims to assess the contribution of companies through their products and services to the four dimensions of access to healthcare (Availability, Geographical Accessibility, Financial Accessibility, Acceptability) inspired by the work of the World Health Organization (WHO) on the subject.

A more complete description of the thresholds applied for each criterion is available in the “SFDR – Sustainable Investment Methodology” document accessible on the Management Company’s website (<https://www.lfde.com>), in the “Responsible Investment” section, on the “To find out more” page, under “LFDE Documents - SFDR”.

○ **How do the sustainable investments that the financial product partially intends to make not cause significant harm to any environmental or social sustainable investment objective?**

In order to ensure that an investment contributing to a sustainability objective, according to the analysis method presented above, does not cause significant harm to any environmental or social sustainable investment objective, the methodology applied systematically considers, on a cumulative basis:

- The issuer’s practices relating to its management of human rights and environmental resources. This point is controlled using the proprietary “GREaT” extra-financial analysis methodology
- The issuer’s exposure to sectors that are sensitive in terms of environmental and social aspects (such as thermal coal, controversial weapons, tobacco, gambling, etc.) in connection with the exclusion policies applicable in the Management Companies of the LBP AM Group. A more complete description of the exclusions is available in the “Exclusion Policy” document available on the Management Company’s website (<https://www.lfde.com>), in the “Responsible Investment” section, on the “To find out more” page, under “LFDE Documents - Approach and Methodologies”.
- The issuer’s exposure to a severe controversy on environmental, social and governance issues, or a critical risk of serious breach of the OECD Guidelines for Multinational Enterprises and the UN Guidelines on Business and Human Rights.

- **How have the indicators for adverse impacts on sustainability factors been taken into account?**

Commission Delegated Regulation (EU) 2022/1288 (hereinafter the “SFDR Delegated Regulation”) defines a list of indicators to measure the adverse impacts of an issuer on environmental and social sustainability factors (hereinafter the “adverse impact indicators”). The adverse impact indicators are calculated for each issuer, when the data is available and integrated into the extra-financial analysis tool.

Some indicators have been directly integrated, either into the proprietary GREaT scoring methodology used to identify both a positive contribution or significant adverse impact, or into the controversy indicator mentioned above, or into the exclusion policies. The principal adverse impacts are also taken into account through the shareholder engagement approach with companies in order to improve their transparency on these indicators and reduce their negative externalities.

- **How are the sustainable investments aligned with the OECD Guidelines for Multinational Enterprises and the UN Guiding Principles on Business and Human Rights?**

In order to ensure that the sustainable investments are aligned with the OECD Guidelines for Multinational Enterprises and the United Nations Guidelines on Business and Human Rights, the Management Company systematically controls:

- The proper application of the Management Company’s exclusion policy relating to these international treaties and the process for ad hoc controversy monitoring.
- The disqualification of issuers identified as having poor practices on the “Sustainable Resource Management” pillar of the GREaT analysis methodology, which incorporates criteria relating to respect for human rights and labour law.

A more complete description of the thresholds applied for each criterion is available in the “SFDR – Sustainable Investment Methodology” document accessible on the Management Company’s website (<https://www.lfde.com>), in the “Responsible Investment” section, on the “To find out more” page, under “LFDE Documents - SFDR”.

The EU Taxonomy sets out a “do not significant harm” principle by which Taxonomy-aligned investments should not significantly harm EU Taxonomy objectives and is accompanied by specific EU criteria. The “do no significant harm” principle applies only to those investments underlying the financial product that take into account the EU criteria for environmentally sustainable economic activities. The investments underlying the remaining portion of this financial product do not take into account European Union criteria for environmentally sustainable economic activities. Any other sustainable investments must also not significantly harm any environmental or social objectives.



Does this financial product consider principal adverse impacts on sustainability factors?

Yes

No

Regarding the adverse impacts, this financial product takes into account 14 mandatory indicators from Table 1 of Annex I of European Commission Delegated Regulation (EU) 2022/1288, and also includes the following two additional indicators:

- investments in companies without carbon reduction initiatives
- investments in companies without a workplace accident prevention policy

They are taken into account in the various areas of the management company's responsible investment approach: through the exclusion policy (sectoral and norm-based), the ESG analysis methodology, the various impact scores, the measurement and management of ESG performance indicators and engagement with companies.

Additional information about how the principal adverse impacts are taken into account is available in the document "Article 4 SFDR: Principal adverse impacts" accessible on the Management Company's website (<https://www.lfde.com>), in the "Responsible Investment" section, on the "To find out more" page, under "LFDE Documents - SFDR".

Moreover, the Financial Product aims to obtain a better rating than that of its investment Universe on the following indicators:

- Net Zero trajectory: Proportion of companies with greenhouse gas emission reduction targets validated by the SBTi
- Biodiversity: estimate of the impact of a company on biodiversity via the Global Biodiversity Score (the higher the score the greater the company's impact on biodiversity).



What investment strategy does this financial product follow?

The fund's objective, within the framework of a dynamic equity allocation decided by the management company, is to seek to benefit from the development of companies in eurozone countries, mainly small and mid caps, and by selecting stocks that meet socially responsible investment criteria.

- **What are the binding elements of the investment strategy used to select the investments to attain each of the environmental or social characteristics promoted by this financial product?**

The binding elements used to select investments and achieve the environmental and social characteristics promoted by the fund are as follows:

- the Management Company's exclusion policy and the resulting sectoral or norm-based exclusion constraints, - the restrictions defined by the French government's SRI Label in terms of additional sector exclusions and reduction of the investment universe, - constraints associated with the sustainability indicators presented in the section "What sustainability indicators are used to measure the attainment of each of the environmental or social characteristics promoted by this financial product?" above.
- the binding ESG assessment of each of the issuers in the portfolio via a quantitative analysis using the GREaT scoring tool (proprietary methodology of the LBP AM group).

Lastly, the fund also applies exclusions on companies linked to activities considered to be non-aligned with the Paris Agreement on climate change (coal extraction, oil, etc.), in light of the ESMA naming rules.

The investment strategy guides investment decisions based on factors such as investment objectives and risk tolerance.

○ **What is the committed minimum rate to reduce the scope of the investments considered prior to the application of that investment strategy?**

The investment strategy is not intended to reduce the investment Universe of the Financial Product. However, it aims to ensure that the Financial Product has an ESG rating (calculated according to the proprietary GREaT analysis methodology) above that of its universe after removing 30% of the issuers (on the basis of the ESG ratings and all exclusions applied by the fund).

○ **What is the policy to assess good governance practices of the investee companies?**

The monitoring of the application of good governance principles by issuers is controlled by means of a quantitative indicator derived from the proprietary "GREaT" analysis methodology, the "Governance" pillar notably covering issues such as balance of powers, fair remuneration and business ethics.

If this quantitative assessment of the Governance pillar appears to be insufficient or in the case of a significant controversy, the management team will also carry out a qualitative analysis of the governance.

In addition, the Management Company encourages good governance practices through its engagement and voting policy, which deals in particular with the issues of balanced remuneration, value sharing between senior managers and employees, and diversity and parity within management bodies.

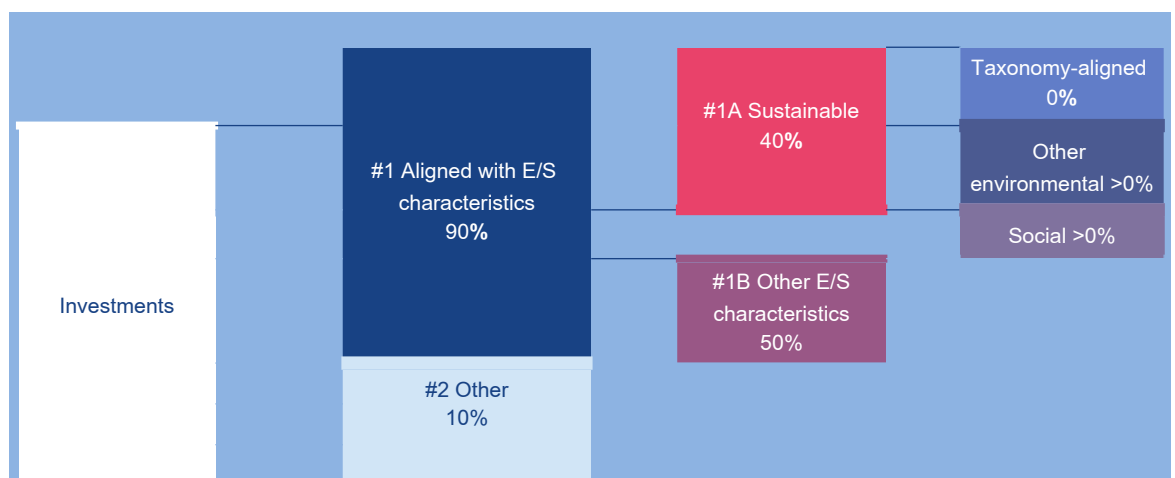
○ **What is the asset allocation planned for this financial product?**

The financial product invests at least 90% of its assets in assets considered "eligible" according to the ESG process implemented - therefore in investments that are aligned with the environmental and social characteristics promoted (#1 Aligned with E/S characteristics).

Up to 10% of investments may not be aligned with these characteristics (#2 Other).

The financial product invests at least 40% of its assets in assets considered to be sustainable investments (#1A Sustainable).

A more detailed description of the specific asset allocation of this financial product can be found in its prospectus.



#1 Aligned with E/S characteristics includes the investments of the financial product used to attain the environmental or social characteristics promoted by the financial product.

#2 Other includes the remaining investments of the financial product which are neither aligned with environmental or social characteristics, nor are qualified as sustainable investments.

The category #1 Aligned with E/S characteristics covers:

- The sub-category #1A Sustainable covers sustainable investments with environmental or social objectives,
- The sub-category #1B Other E/S characteristics covers investments aligned with the environmental or social characteristics that do not qualify as sustainable investments.

○ **How does the use of derivatives attain the environmental or social characteristics promoted by the financial product?**

Any derivatives authorised/used by the financial product are not intended to contribute to achieving the environmental or social characteristics promoted. Their use is limited to hedging or temporary exposure in order to cover a strong movement in liabilities, to gain temporary exposure to market beta or to accompany a change in strategy. Furthermore, the Management Company ensures that the use of derivatives does not run counter to the environmental or social characteristics promoted by the financial product. In particular, the Management Company does not use derivatives to artificially improve the product's extra-financial performance. The constraints relating to the use of derivatives are specified in the pre-contractual documentation for the financial product.

Good governance practices include sound management structures, employee relations, remuneration of staff and tax compliance.

Taxonomy-aligned activities are expressed as a share of:

- **turnover** reflecting the share of revenue from green activities of investee companies;
- **capital expenditure** (CapEx) showing the green investments made by investee companies, e.g. for a transition to a green economy;
- **operational expenditure** (OpEx) reflecting green operational activities of investee companies.



To what minimum extent are sustainable investments with an environmental objective aligned with the EU Taxonomy?

The financial product may invest in environmentally sustainable economic activities, however the investments of this financial product do not take into account the European Union criteria for environmentally sustainable economic activities. The financial product is committed to a 0% alignment with the European Taxonomy.

Does the financial product invest in fossil gas and/or nuclear energy related activities that comply with the EU Taxonomy?⁽¹⁾

Yes

In fossil gas

In nuclear energy

No

The two graphs below show in green the minimum percentage of investments aligned with the EU Taxonomy. As there is no appropriate methodology to determine the Taxonomy-alignment of sovereign bonds, the first graph shows the Taxonomy alignment in relation to all the investments of the financial product, including sovereign bonds, while the second graph shows the Taxonomy alignment only in relation to the investments of the financial product other than sovereign bonds.*



** For the purpose of these graphs, 'sovereign bonds' consist of all sovereign exposures.*

What is the minimum share of investments in transitional and enabling activities?

The financial product does not commit to a minimum proportion of investment in transitional and enabling activities.



What is the minimum share of sustainable investments with an environmental objective that are not aligned with the EU Taxonomy?

This product intends to invest part of its assets in sustainable investments. These investments may contribute to environmental or social objectives, without any commitment being made as to the minimum share of each one. Thus, the minimum share of sustainable investments with an environmental objective that are not aligned with the EU Taxonomy is >0%.



What is the minimum share of socially sustainable investments?

This product intends to invest part of its assets in sustainable investments. These investments may contribute to environmental or social objectives, without any commitment being made as to the minimum share of each one. Thus, the minimum share of sustainable investments with a social objective is >0%.



What investments are included under "#2 Other", what is their purpose and are there any minimum environmental or social safeguards?

Investments included in the category "#2 Other" of the financial product represent up to 10% of investments. Depending on the eligible instruments as defined in the product's prospectus, these may include derivatives traded on regulated or organised markets to expose and hedge the portfolio, cash and unrated issuers. Derivatives and cash do not provide environmental or social safeguards.

To comply with the EU Taxonomy, the criteria for fossil gas include limitations on emissions and switching to renewable power or low-carbon fuels by the end of 2035. For nuclear energy, the criteria include comprehensive safety and waste management rules.

Enabling activities directly enable other activities to make a substantial contribution to an environmental objective.

Transitional activities are activities for which low-carbon alternatives are not yet available and among others have greenhouse gas emission levels corresponding to the best performance.

are sustainable investments with an environmental objective that do not take into account the criteria for environmentally sustainable economic activities under the EU Taxonomy.

(1) Fossil gas and/or nuclear activities will only comply with the EU Taxonomy where they contribute to limiting climate change ("climate change mitigation") and do not significantly harm any EU Taxonomy objective - see explanatory note in the left hand margin. The full criteria for fossil gas and nuclear energy economic activities in the sectors that comply with the EU Taxonomy are laid down in Commission Delegated Regulation (EU) 2022/1214.



Is a specific index designated as a reference benchmark to determine whether this financial product is aligned with the environmental and/or social characteristics that it promotes?

Not applicable

How is the reference benchmark continuously aligned with each of the environmental or social characteristics promoted by the financial product?

Not applicable

How is the alignment of the investment strategy with the methodology of the index ensured on a continuous basis?

Not applicable

How does the designated index differ from a relevant broad market index?

Not applicable

Where can the methodology used for the calculation of the designated index be found?

Not applicable

Reference benchmarks are indexes to measure whether the financial product attains the environmental or social characteristics that they promote.



Where can I find more product specific information online?

More information about the product is available on the website:

More information about the Management Company's extra-financial approach can be obtained through the documents available on its website (<https://www.lfde.com>), in the "Responsible Investment" section, on the "To find out more" page, under "LFDE Documents - SFDR".

Additional information about the fund, in particular its regulatory documentation, is available on the Management Company's website (www.lfde.com), under the "Our Funds" section.

Template pre-contractual disclosure for the financial products referred to in Article 8, paragraphs 1, 2 and 2a, of Regulation (EU) 2019/2088 and Article 6, first paragraph, of Regulation (EU) 2020/852

Sustainable investment means an investment in an economic activity that contributes to an environmental or social objective, provided that the investment does not significantly harm any environmental or social objective and that the investee companies follow good governance practices.

The **EU Taxonomy** is a classification system laid down in Regulation (EU) 2020/852, establishing a list of **environmentally sustainable economic activities**. That Regulation does not include a list of socially sustainable economic activities. Sustainable investments with an environmental objective might be aligned with the Taxonomy or not.



Sustainability indicators are used to verify if the financial product complies with the environmental or social characteristics promoted by the financial product.

Sustainability indicators measure how the environmental or social characteristics promoted by the financial product are attained.

Product name:

ECHIQUIER AGENOR EURO SRI MID CAP

Legal entity identifier: 969500VAM83USZO1A526

Environmental and/or social characteristics

Does this financial product have a sustainable investment objective?

Yes

No

It will make a minimum of **sustainable investments with an environmental objective**: %

in economic activities that qualify as environmentally sustainable under the EU Taxonomy

in economic activities that do not qualify as environmentally sustainable under the EU Taxonomy

It will make a minimum of **sustainable investments with a social objective**: %

It **promotes environmental and social (E/S) characteristics** and while it does not have as its objective a sustainable investment, it will have a minimum proportion of 40% of sustainable investments

with an environmental objective in economic activities that qualify as environmentally sustainable under the EU Taxonomy

with an environmental objective in economic activities that do not qualify as environmentally sustainable under the EU Taxonomy

with a social objective

It promotes E/S characteristics, but **will not make any sustainable investments**

What environmental and/or social characteristics are promoted by this financial product?

The SRI approach to managing the financial product aims to identify and select issuers that:

- Propose innovations and solutions to key issues: demography, urbanisation, environment, climate, agriculture, food, public health, etc.
- Anticipate the importance of these issues by acting responsibly in the four areas of the Management Company's SRI philosophy.

This analysis is based on the GREaT philosophy, which is specific to the Management Company and built around the following four pillars:

- Responsible governance
- Sustainable resource management
- Energy transition
- Regional development

The weight associated with each pillar for the calculation of the GREaT score of an issuer is adjusted according to its business sector in order to take into account its specific features. For example, the greenhouse gas reduction issue is not the same for a company in the services sector and an industrial company, as the former produces less emissions than the latter. In all cases, the weight of each of the three "Environmental", "Social" and "Governance" pillars, calculated by reassigning the criteria of the GREaT pillars, is systematically higher or equal to 20% and can go up to 60%.

No specific index was designated as a reference benchmark to determine whether this financial product is aligned with the environmental and/or social characteristics that it promotes.

In addition, the financial product may invest in UCIs that have obtained the French SRI label.

The financial product invests in sustainable investments within the meaning of Article 2 (17) of the SFDR.

- **What sustainability indicators are used to measure the attainment of each of the environmental or social characteristics promoted by this financial product?**

Indicator	Associated constraints
GREaT ESG analysis methodology	The investment universe is subject to a binding extra-financial analysis, in order to reduce the investment scope of the Financial Product. For more details, refer to the section “What is the committed minimum rate to reduce the scope of the investments considered prior to the application of that investment strategy?”
Key Performance Indicators	The financial product aims to obtain a better rating than that of its Analysis Universe on the following specific indicators: Biodiversity: estimate of the impact of a company on biodiversity via the Global Biodiversity Score (the higher the score the greater the company's impact on biodiversity). - Carbon footprint: Measures the CO2 emissions attributable to the fund's investments. This indicator is expressed in tCO2 per million euros invested and covers scope 1, 2 and 3 emissions.
Investments in environmentally or socially sustainable activities	At least 40% of the financial product's net assets will be invested in environmentally or socially sustainable investments, as defined in the section “What are the objectives of the sustainable investments that the financial product partially intends to make and how does the sustainable investment contribute to such objectives?” below.
Low-carbon transition of emitters with a high impact on the climate	The financial product ensures that at least 15% of issuers in the “high-impact climate sectors” as described in Delegated Regulation (EU) 2022/1288 (“SFDR Delegated Regulation”) have a credible transition plan with regard to the climate targets set by the Paris Agreement, according to the Management Company's analysis. = [CAR_ENV_11_13{"EntityAxis":"\$E","PeriodAxis":"\$P"}]= [CAR_ENV_11_14{"EntityAxis":"\$E","PeriodAxis":"\$P"}]

- **What are the objectives of the sustainable investments that the financial product partially intends to make and how does the sustainable investment contribute to such objectives?**

The financial product intends to make environmental and social Sustainable Investments within the meaning of the SFDR. The minimum Sustainable Investment threshold of the financial product is specified in the box at the top of this annex. The sustainable investments thus made by the financial product can meet environmental and/or social objectives.

For the environmental theme, the six objectives of the European Taxonomy are considered, namely:

- Climate change mitigation,
- Climate change adaptation,
- Sustainable use and protection of water and marine resources,
- Transition to a circular economy,
- Pollution prevention and control,
- Protection and restoration of biodiversity and ecosystems.

Note that the methodology applied does not make it possible to measure the contribution of investments according to the definition of the European Taxonomy (i.e. the taxonomy alignment of investments).

However, the contribution of investments to environmental objectives within the meaning of Article 2(17) of Regulation (EU) 2019/2088 (“SFDR Regulation”) is measured using indicators specific to the LBP AM Group and specified above.

For the social theme, the objectives considered are:

- Respect and promotion of human rights, in particular the promotion of fair and favourable working conditions, social integration through work, protection and the promotion of rights of local communities,
- The development of territories and communities, through relations with stakeholders outside the company and the responsible management of value chains, and in order to address the challenges of socio-economic development, the fight against social and territorial divides, support for local players and access to education,
- Improving access to health and essential care worldwide by addressing the issues of availability, geographical accessibility, financial accessibility and acceptability of treatments.

This generalist strategy does not imply that all sustainable investments meet all of the aforementioned environmental and social objectives, but that the sustainable investments must meet at least one of these objectives, while not causing significant harm to the others.

The contribution to one of the aforementioned environmental and social objectives is assessed using various sources, including:

For all environmental and social objectives:

- The “GREaT” score, the proprietary quantitative analysis methodology of the LBP AM Group, which covers all environmental and social objectives,
- The “SDG” score, a proprietary qualitative analysis of LFDE that assesses companies’ products, services and practices with a view to measuring their contribution to achieving the United Nations Sustainable Development Goals (SDGs).

For objectives specific to climate and biodiversity:

- The issuer’s commitment to a decarbonisation trajectory in its activities compatible with the objectives of the Paris Agreement, according to criteria defined by the Management Company,
- The “Greenfin” score, a quantitative indicator measuring the exposure of the business model of an issuer to green activities as defined by the French government label Greenfin, dedicated to financing the energy and ecological transition,
- The “Bird” score, a proprietary quantitative indicator of the LBP AM Group that aims to assess companies primarily on their policies as well as on their practices and impacts related to biodiversity,
- The “Climate & Biodiversity Maturity” score, a proprietary qualitative analysis of LFDE that aims to assess the maturity of companies in their consideration of the current and future climate and biodiversity issues they face. For the theme specific to healthcare:
- The “AAAA” (Acceptability, Accessibility, Affordability, Availability) score, a proprietary qualitative analysis of LFDE that aims to assess the contribution of companies through their products and services to the four dimensions of access to healthcare (Availability, Geographical Accessibility, Financial Accessibility, Acceptability) inspired by the work of the World Health Organization (WHO) on the subject.

A more complete description of the thresholds applied for each criterion is available in the “SFDR – Sustainable Investment Methodology” document accessible on the Management Company’s website (<https://www.lfde.com>), in the “Responsible Investment” section, on the “To find out more” page, under “LFDE Documents - SFDR”.

○ ***How do the sustainable investments that the financial product partially intends to make not cause significant harm to any environmental or social sustainable investment objective?***

In order to ensure that an investment contributing to a sustainability objective, according to the analysis method presented above, does not cause significant harm to any environmental or social sustainable investment objective, the methodology applied systematically considers, on a cumulative basis:

- The issuer’s practices relating to its management of human rights and environmental resources. This point is controlled using the proprietary “GREaT” extra-financial analysis methodology
- The issuer’s exposure to sectors that are sensitive in terms of environmental and social aspects (such as thermal coal, controversial weapons, tobacco, gambling, etc.) in connection with the exclusion policies applicable in the Management Companies of the LBP AM Group. A more complete description of the exclusions is available in the “Exclusion Policy” document available on the Management Company’s website (<https://www.lfde.com>), in the “Responsible Investment” section, on the “To find out more” page, under “LFDE Documents - Approach and Methodologies”.
- The issuer’s exposure to a severe controversy on environmental, social and governance issues, or a critical risk of serious breach of the OECD Guidelines for Multinational Enterprises and the UN Guidelines on Business and Human Rights.

- ***How have the indicators for adverse impacts on sustainability factors been taken into account?***

Commission Delegated Regulation (EU) 2022/1288 (hereinafter the “SFDR Delegated Regulation”) defines a list of indicators to measure the adverse impacts of an issuer on environmental and social sustainability factors (hereinafter the “adverse impact indicators”). The adverse impact indicators are calculated for each issuer, when the data is available and integrated into the extra-financial analysis tool.

Some indicators have been directly integrated, either into the proprietary GREaT scoring methodology used to identify both a positive contribution or significant adverse impact, or into the controversy indicator mentioned above, or into the exclusion policies. The principal adverse impacts are also taken into account through the shareholder engagement approach with companies in order to improve their transparency on these indicators and reduce their negative externalities.

- ***How are the sustainable investments aligned with the OECD Guidelines for Multinational Enterprises and the UN Guiding Principles on Business and Human Rights?***

In order to ensure that the sustainable investments are aligned with the OECD Guidelines for Multinational Enterprises and the United Nations Guidelines on Business and Human Rights, the Management Company systematically controls:

- The proper application of the Management Company’s exclusion policy relating to these international treaties and the process for ad hoc controversy monitoring.
- The disqualification of issuers identified as having poor practices on the “Sustainable Resource Management” pillar of the GREaT analysis methodology, which incorporates criteria relating to respect for human rights and labour law.

A more complete description of the thresholds applied for each criterion is available in the “SFDR – Sustainable Investment Methodology” document accessible on the Management Company’s website (<https://www.lfde.com>), in the “Responsible Investment” section, on the “To find out more” page, under “LFDE Documents - SFDR”.

The EU Taxonomy sets out a “do not significant harm” principle by which Taxonomy-aligned investments should not significantly harm EU Taxonomy objectives and is accompanied by specific EU criteria. The “do no significant harm” principle applies only to those investments underlying the financial product that take into account the EU criteria for environmentally sustainable economic activities. The investments underlying the

remaining portion of this financial product do not take into account European Union criteria for environmentally sustainable economic activities. Any other sustainable investments must also not significantly harm any environmental or social objectives.



Does this financial product consider principal adverse impacts on sustainability factors?

Yes

No

Regarding the adverse impacts, this financial product takes into account 14 mandatory indicators from Table 1 of Annex I of European Commission Delegated Regulation (EU) 2022/1288, and also includes the following two additional indicators:

- investments in companies without carbon reduction initiatives
- investments in companies without a workplace accident prevention policy

They are taken into account in the various areas of the management company's responsible investment approach: through the exclusion policy (sectoral and norm-based), the ESG analysis methodology, the various impact scores, the measurement and management of ESG performance indicators and engagement with companies.

Additional information about how the principal adverse impacts are taken into account is available in the document "Article 4 SFDR: Principal adverse impacts" accessible on the Management Company's website (<https://www.lfde.com>), in the "Responsible Investment" section, on the "To find out more" page, under "LFDE Documents - SFDR".

Moreover, the Financial Product aims to obtain a better rating than that of its investment Universe on the following indicators:

Biodiversity: estimate of the impact of a company on biodiversity via the Global Biodiversity Score (the higher the score the greater the company's impact on biodiversity).

- Carbon footprint: Measures the CO2 emissions attributable to the fund's investments. This indicator is expressed in tCO2 per million euros invested and covers scope 1, 2 and 3 emissions.

What investment strategy does this financial product follow?

Echiquier Agenor Euro SRI Mid Cap is a stock-picking UCI invested in small and mid cap growth companies in the eurozone, selected in particular for the quality of their management.

What are the binding elements of the investment strategy used to select the investments to attain each of the environmental or social characteristics promoted by this financial product?

The binding elements used to select investments and achieve the environmental and social characteristics promoted by the fund are as follows:

- the Management Company's exclusion policy and the resulting sectoral or norm-based exclusion constraints, - the restrictions defined by the French government's SRI Label in terms of additional sector exclusions and reduction of the investment universe, - constraints associated with the sustainability indicators presented in the section "What sustainability indicators are used to measure the attainment of each of the environmental or social characteristics promoted by this financial product?" above.
- the binding ESG assessment of each of the issuers in the portfolio via a quantitative analysis using the GREaT scoring tool (proprietary methodology of the LBP AM group).

Lastly, the fund also applies exclusions on companies linked to activities considered to be non-aligned with the Paris Agreement on climate change (coal extraction, oil, etc.), in light of the ESMA naming rules.

Principal adverse impacts

are the most significant negative impacts of investment decisions on sustainability factors relating to environmental, social and employee matters, respect for human rights, anti-corruption and anti-bribery matters.



The investment strategy

guides investment decisions based on factors such as investment objectives and risk tolerance.

○ **What is the committed minimum rate to reduce the scope of the investments considered prior to the application of that investment strategy?**

The investment strategy is not intended to reduce the investment Universe of the Financial Product. However, it aims to ensure that the Financial Product has an ESG rating (calculated according to the proprietary GREaT analysis methodology) above that of its universe after removing 30% of the issuers (on the basis of the ESG ratings and all exclusions applied by the fund).

○ **What is the policy to assess good governance practices of the investee companies?**

The monitoring of the application of good governance principles by issuers is controlled by means of a quantitative indicator derived from the proprietary "GREaT" analysis methodology, the "Governance" pillar notably covering issues such as balance of powers, fair remuneration and business ethics.

If this quantitative assessment of the Governance pillar appears to be insufficient or in the case of a significant controversy, the management team will also carry out a qualitative analysis of the governance.

In addition, the Management Company encourages good governance practices through its engagement and voting policy, which deals in particular with the issues of balanced remuneration, value sharing between senior managers and employees, and diversity and parity within management bodies.

Good governance practices include sound management structures, employee relations, remuneration of staff and tax compliance.



What is the asset allocation planned for this financial product?

The financial product invests at least 90% of its assets in assets considered "eligible" according to the ESG process implemented - therefore in investments that are aligned with the environmental and social characteristics promoted (#1 Aligned with E/S characteristics).

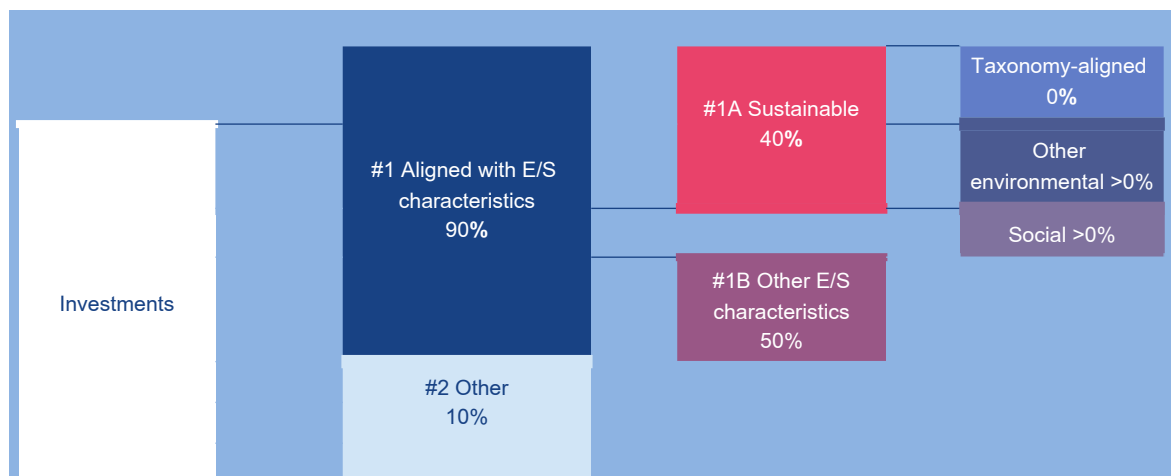
Up to 10% of investments may not be aligned with these characteristics (#2 Other).

The financial product invests at least 40% of its assets in assets considered to be sustainable investments (#1A Sustainable).

A more detailed description of the specific asset allocation of this financial product can be found in its prospectus.

Taxonomy-aligned activities are expressed as a share of:

- **turnover** reflecting the share of revenue from green activities of investee companies;
- **capital expenditure** (CapEx) showing the green investments made by investee companies, e.g. for a transition to a green economy;
- **operational expenditure** (OpEx) reflecting green operational activities of investee companies.



#1 Aligned with E/S characteristics includes the investments of the financial product used to attain the environmental or social characteristics promoted by the financial product.

#2 Other includes the remaining investments of the financial product which are neither aligned with environmental or social characteristics, nor are qualified as sustainable investments.

The category #1 Aligned with E/S characteristics covers:

- The sub-category #1A Sustainable covers sustainable investments with environmental or social objectives,
- The sub-category #1B Other E/S characteristics covers investments aligned with the environmental or social characteristics that do not qualify as sustainable investments.

○ **How does the use of derivatives attain the environmental or social characteristics promoted by the financial product?**

Any derivatives authorised/used by the financial product are not intended to contribute to achieving the environmental or social characteristics promoted. Their use is limited to hedging or temporary exposure in order to cover a strong movement in liabilities, to gain temporary exposure to market beta or to accompany a change in strategy. Furthermore, the Management Company ensures that the use of derivatives does not run counter to the environmental or social characteristics promoted by the financial product. In particular, the Management Company does not use derivatives to artificially improve the product's extra-financial performance. The constraints relating to the use of derivatives are specified in the pre-contractual documentation for the financial product.

To comply with the EU Taxonomy, the criteria for fossil gas include limitations on emissions and switching to renewable power or low-carbon fuels by the end of 2035. For nuclear energy, the criteria include comprehensive safety and waste management rules.

Enabling activities directly enable other activities to make a substantial contribution to an environmental objective.

Transitional activities are activities for which low-carbon alternatives are not yet available and among others have greenhouse gas emission levels corresponding to the best performance.



To what minimum extent are sustainable investments with an environmental objective aligned with the EU Taxonomy?

The financial product may invest in environmentally sustainable economic activities, however the investments of this financial product do not take into account the European Union criteria for environmentally sustainable economic activities. The financial product is committed to a 0% alignment with the European Taxonomy.

Does the financial product invest in fossil gas and/or nuclear energy related activities that comply with the EU Taxonomy?⁽¹⁾



Yes

In fossil gas

In nuclear energy

No

The two graphs below show in green the minimum percentage of investments aligned with the EU Taxonomy. As there is no appropriate methodology to determine the Taxonomy-alignment of sovereign bonds*, the first graph shows the Taxonomy alignment in relation to all the investments of the financial product, including sovereign bonds, while the second graph shows the Taxonomy alignment only in relation to the investments of the financial product other than sovereign bonds.



This graph represents 100% of the total investments.

* For the purpose of these graphs, 'sovereign bonds' consist of all sovereign exposures.

What is the minimum share of investments in transitional and enabling activities?

The financial product does not commit to a minimum proportion of investment in transitional and enabling activities.



What is the minimum share of sustainable investments with an environmental objective that are not aligned with the EU Taxonomy?

This product intends to invest part of its assets in sustainable investments. These investments may contribute to environmental or social objectives, without any commitment being made as to the minimum share of each one. Thus, the minimum share of sustainable investments with an environmental objective that are not aligned with the EU Taxonomy is >0%.



What is the minimum share of socially sustainable investments?

This product intends to invest part of its assets in sustainable investments. These investments may contribute to environmental or social objectives, without any commitment being made as to the minimum share of each one. Thus, the minimum share of sustainable investments with a social objective is >0%.



What investments are included under "#2 Other", what is their purpose and are there any minimum environmental or social safeguards?

Investments included in the category "#2 Other" of the financial product represent up to 10% of investments. Depending on the eligible instruments as defined in the product's prospectus, these may include derivatives traded on regulated or organised markets to expose and hedge the portfolio, cash and unrated issuers. Derivatives and cash do not provide environmental or social safeguards.

are sustainable investments with an environmental objective that do not take into account the criteria for environmentally sustainable economic activities under the EU Taxonomy.

(1) Fossil gas and/or nuclear activities will only comply with the EU Taxonomy where they contribute to limiting climate change ("climate change mitigation") and do not significantly harm any EU Taxonomy objective - see explanatory note in the left hand margin. The full criteria for fossil gas and nuclear energy economic activities in the sectors that comply with the EU Taxonomy are laid down in Commission Delegated Regulation (EU) 2022/1214.



Is a specific index designated as a reference benchmark to determine whether this financial product is aligned with the environmental and/or social characteristics that it promotes?

Reference benchmarks are indexes to measure whether the financial product attains the environmental or social characteristics that they promote.

Not applicable

How is the reference benchmark continuously aligned with each of the environmental or social characteristics promoted by the financial product?

Not applicable

How is the alignment of the investment strategy with the methodology of the index ensured on a continuous basis?

Not applicable

How does the designated index differ from a relevant broad market index?

Not applicable

Where can the methodology used for the calculation of the designated index be found?

Not applicable



Where can I find more product specific information online?

More information about the product is available on the website:

More information about the Management Company's extra-financial approach can be obtained through the documents available on its website (<https://www.lfde.com>), in the "Responsible Investment" section, on the "To find out more" page, under "LFDE Documents - SFDR".

Additional information about the fund, in particular its regulatory documentation, is available on the Management Company's website (www.lfde.com), under the "Our Funds" section.

Template pre-contractual disclosure for the financial products referred to in Article 8, paragraphs 1, 2 and 2a, of Regulation (EU) 2019/2088 and Article 6, first paragraph, of Regulation (EU) 2020/852

Sustainable investment means an investment in an economic activity that contributes to an environmental or social objective, provided that the investment does not significantly harm any environmental or social objective and that the investee companies follow good governance practices.

The **EU Taxonomy** is a classification system laid down in Regulation (EU) 2020/852, establishing a list of **environmentally sustainable economic activities**. That Regulation does not include a list of socially sustainable economic activities. Sustainable investments with an environmental objective might be aligned with the Taxonomy or not.



Sustainability indicators are used to verify if the financial product complies with the environmental or social characteristics promoted by the financial product.

Sustainability indicators measure how the environmental or social characteristics promoted by the financial product are attained.

Product name: ECHIQUIER VALUE EUROPE **Legal entity identifier:** 9695000XVWUFVDES5704

Environmental and/or social characteristics

Does this financial product have a sustainable investment objective?

Yes No

It will make a minimum of **sustainable investments with an environmental objective:** %

- in economic activities that qualify as environmentally sustainable under the EU Taxonomy
- in economic activities that do not qualify as environmentally sustainable under the EU Taxonomy

It will make a minimum of **sustainable investments with a social objective:** %

- It **promotes environmental and social (E/S) characteristics** and while it does not have as its objective a sustainable investment, it will have a minimum proportion of 10% of sustainable investments
 - with an environmental objective in economic activities that qualify as environmentally sustainable under the EU Taxonomy
 - with an environmental objective in economic activities that do not qualify as environmentally sustainable under the EU Taxonomy
 - with a social objective
- It promotes E/S characteristics, but **will not make any sustainable investments**

What environmental and/or social characteristics are promoted by this financial product?

The product's ESG approach is based on the implementation of a base of exclusions defined at the level of the LBP AM group SRI and the use of an issuer ESG rating aimed at monitoring the extra-financial risks of the financial product. This analysis is based on the LBP AM group's proprietary quantitative tool GREaT, which provides an ESG rating based on the following 4 pillars:

- Responsible governance
- Sustainable resource management
- Energy transition
- Regional development

The weight associated with each pillar for the calculation of the GREaT score of an issuer is adjusted according to its business sector in order to take into account its specific features. For example, the greenhouse gas reduction issue is not the same for a company in the services sector and an industrial company, as the former produces less emissions than the latter. In all cases, the weight of each of the three "Environmental", "Social" and "Governance" pillars, calculated by reassigning the criteria of the GREaT pillars, is systematically higher or equal to 20% and can go up to 60%.

No specific index was designated as a reference benchmark to determine whether this financial product is aligned with the environmental and/or social characteristics that it promotes.

The financial product invests in sustainable investments within the meaning of Article 2 (17) of the SFDR.

○ What sustainability indicators are used to measure the attainment of each of the environmental or social characteristics promoted by this financial product?

Indicator	Associated constraints
Investments in environmentally or socially sustainable activities	At least 10% of the financial product's net assets will be invested in environmentally or socially sustainable investments, as defined in the section "What are the objectives of the sustainable investments that the financial product partially intends to make and how does the sustainable investment contribute to such objectives?" below.

○ **What are the objectives of the sustainable investments that the financial product partially intends to make and how does the sustainable investment contribute to such objectives?**

The financial product seeks to make environmental and social Sustainable Investments within the meaning of the SFDR Regulation. The minimum Sustainable Investment threshold of the financial product is specified in the box at the top of this annex. The sustainable investments thus made by the financial product can meet environmental and/or social objectives.

For the environmental theme, the six objectives of the European Taxonomy are considered, namely:

- Climate change mitigation,
- Climate change adaptation,
- Sustainable use and protection of water and marine resources,
- Transition to a circular economy,
- Pollution prevention and control,
- Protection and restoration of biodiversity and ecosystems.

Note that the methodology applied does not make it possible to measure the contribution of investments according to the definition of the European Taxonomy (i.e. the taxonomy alignment of investments).

However, the contribution of investments to environmental objectives within the meaning of Article 2(17) of Regulation (EU) 2019/2088 (“SFDR Regulation”) is measured using indicators specific to the LBP AM Group and specified above.

For the social theme, the objectives considered are:

- Respect and promotion of human rights, in particular the promotion of fair and favourable working conditions, social integration through work, protection and the promotion of rights of local communities,
- The development of territories and communities, through relations with stakeholders outside the company and the responsible management of value chains, and in order to address the challenges of socio-economic development, the fight against social and territorial divides, support for local players and access to education,
- Improving access to health and essential care worldwide by addressing the issues of availability, geographical accessibility, financial accessibility and acceptability of treatments.

This generalist strategy does not imply that all sustainable investments meet all of the aforementioned environmental and social objectives, but that the sustainable investments must meet at least one of these objectives, while not causing significant harm to the others.

The contribution to one of the aforementioned environmental and social objectives is assessed using various sources, including:

For all environmental and social objectives:

- The “GREaT” score, the proprietary quantitative analysis methodology of the LBP AM Group, which covers all environmental and social objectives,
- The “SDG” score, a proprietary qualitative analysis of LFDE that assesses companies’ products, services and practices with a view to measuring their contribution to achieving the United Nations Sustainable Development Goals (SDGs).

For objectives specific to climate and biodiversity:

- The issuer’s commitment to a decarbonisation trajectory in its activities compatible with the objectives of the Paris Agreement, according to criteria defined by the Management Company,
- The “Greenfin” score, a quantitative indicator measuring the exposure of the business model of an issuer to green activities as defined by the French government label Greenfin, dedicated to financing the energy and ecological transition,
- The “Bird” score, a proprietary quantitative indicator of the LBP AM Group that aims to assess companies primarily on their policies as well as on their practices and impacts related to biodiversity,
- The “Climate & Biodiversity Maturity” score, a proprietary qualitative analysis of LFDE that aims to assess the maturity of companies in their consideration of the current and future climate and biodiversity issues they face. For the theme specific to healthcare:
- The “AAAA” (Acceptability, Accessibility, Affordability, Availability) score, a proprietary qualitative analysis of LFDE that aims to assess the contribution of companies through their products and services to the four dimensions of access to healthcare (Availability, Geographical Accessibility, Financial Accessibility, Acceptability) inspired by the work of the World Health Organization (WHO) on the subject.

A more complete description of the thresholds applied for each criterion is available in the “SFDR – Sustainable Investment Methodology” document accessible on the Management Company’s website (<https://www.lfde.com>), in the “Responsible Investment” section, on the “To find out more” page, under “LFDE Documents - SFDR”.

○ **How do the sustainable investments that the financial product partially intends to make not cause significant harm to any environmental or social sustainable investment objective?**

In order to ensure that an investment contributing to a sustainability objective, according to the analysis method presented above, does not cause significant harm to any environmental or social sustainable investment objective, the methodology applied systematically considers, on a cumulative basis:

- The issuer's practices relating to its management of human rights and environmental resources. This point is controlled using the proprietary "GREaT" extra-financial analysis methodology
- The issuer's exposure to sectors that are sensitive in terms of environmental and social aspects (such as thermal coal, controversial weapons, tobacco, gambling, etc.) in connection with the exclusion policies applicable in the Management Companies of the LBP AM Group. A more complete description of the exclusions is available in the "Exclusion Policy" document available on the Management Company's website (<https://www.lfde.com>), in the "Responsible Investment" section, on the "To find out more" page, under "LFDE Documents - Approach and Methodologies".
- The issuer's exposure to a severe controversy on environmental, social and governance issues, or a critical risk of serious breach of the OECD Guidelines for Multinational Enterprises and the UN Guidelines on Business and Human Rights.

- **How have the indicators for adverse impacts on sustainability factors been taken into account?**

Commission Delegated Regulation (EU) 2022/1288 (hereinafter the "SFDR Delegated Regulation") defines a list of indicators to measure the adverse impacts of an issuer on environmental and social sustainability factors (hereinafter the "adverse impact indicators"). The adverse impact indicators are calculated for each issuer, when the data is available and integrated into the extra-financial analysis tool.

Some indicators have been directly integrated, either into the proprietary GREaT scoring methodology used to identify both a positive contribution or significant adverse impact, or into the controversy indicator mentioned above, or into the exclusion policies. The principal adverse impacts are also taken into account through the shareholder engagement approach with companies in order to improve their transparency on these indicators and reduce their negative externalities.

- **How are the sustainable investments aligned with the OECD Guidelines for Multinational Enterprises and the UN Guiding Principles on Business and Human Rights?**

In order to ensure that the sustainable investments are aligned with the OECD Guidelines for Multinational Enterprises and the United Nations Guidelines on Business and Human Rights, the Management Company systematically controls:

- The proper application of the Management Company's exclusion policy relating to these international treaties and the process for ad hoc controversy monitoring.
- The disqualification of issuers identified as having poor practices on the "Sustainable Resource Management" pillar of the GREaT analysis methodology, which incorporates criteria relating to respect for human rights and labour law.

A more complete description of the thresholds applied for each criterion is available in the "SFDR – Sustainable Investment Methodology" document accessible on the Management Company's website (<https://www.lfde.com>), in the "Responsible Investment" section, on the "[To find out more](#)" page, under "LFDE Documents - SFDR".

The EU Taxonomy sets out a "do not significant harm" principle by which Taxonomy-aligned investments should not significantly harm EU Taxonomy objectives and is accompanied by specific EU criteria. The "do not significant harm" principle applies only to those investments underlying the financial product that take into account the EU criteria for environmentally sustainable economic activities. The investments underlying the remaining portion of this financial product do not take into account European Union criteria for environmentally sustainable economic activities. Any other sustainable investments must also not significantly harm any environmental or social objectives.

Principal adverse impacts are the most significant negative impacts of investment decisions on sustainability factors relating to environmental, social and employee matters, respect for human rights and anti-corruption and anti-bribery matters.



Does this financial product consider principal adverse impacts on sustainability factors?

Yes

No



What investment strategy does this financial product follow?

The investment strategy guides investment decisions based on factors such as investment objectives and risk tolerance.

The objective of the fund is to invest in European equity markets, by selecting securities that meet socially responsible investment criteria (according to the management company's analysis) and whose valuation is deemed undervalued by the management company ("Value" stocks), while seeking to limit the risks of significant fluctuations in the portfolio.

- **What are the binding elements of the investment strategy used to select the investments to attain each of the environmental or social characteristics promoted by this financial product?**

The binding elements used to select investments and achieve the environmental and social characteristics promoted by the fund are as follows:

- the Management Company's exclusion policy and the resulting sectoral or norm-based exclusion constraints,
- constraints associated with the sustainability indicators presented in the section "What sustainability indicators are used to measure the attainment of each of the environmental or social characteristics promoted by this financial product?" above.
- marginally, the ESG assessment of each of the issuers present in the portfolio through the quantitative analysis using the GREaT scoring tool (LBP AM group's proprietary methodology); however, this analysis is not intended to result in a selectivity criteria, except in the case of an identified extra-financial risk.

- **What is the committed minimum rate to reduce the scope of the investments considered prior to the application of that investment strategy?**

The implementation of sectoral and norm-based exclusion filters leads to a reduction in the investment universe.

- **What is the policy to assess good governance practices of the investee companies?**

The monitoring of the application of good governance principles by issuers is controlled by means of a quantitative indicator derived from the proprietary "GREaT" analysis methodology, the "Governance" pillar notably covering issues such as balance of powers, fair remuneration and business ethics.

If this quantitative assessment of the Governance pillar appears to be insufficient or in the case of a significant controversy, the management team will also carry out a qualitative analysis of the governance.

In addition, the Management Company encourages good governance practices through its engagement and voting policy, which deals in particular with the issues of balanced remuneration, value sharing between senior managers and employees, and diversity and parity within management bodies.

Good governance

practices include sound management structures, employee relations, remuneration of staff and tax compliance.



What is the asset allocation planned for this financial product?

Asset allocation

describes the share of investments in specific assets.

Taxonomy-aligned activities are expressed as a share of:

- **turnover** reflecting the share of revenue from green activities of investee companies;
- **capital expenditure** (CapEx) showing the green investments made by investee companies, e.g. for a transition to a green economy;
- **operational expenditure** (OpEx) reflecting green operational activities of investee companies.

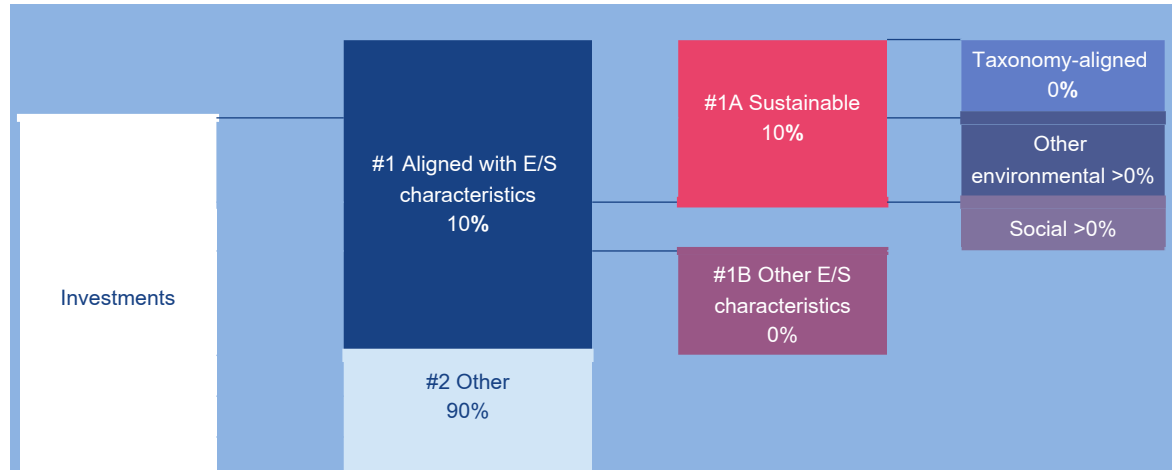
The financial product invests at least 10% of its assets in assets considered "eligible" according to the ESG process implemented - therefore in investments that are aligned with the environmental and social characteristics promoted (#1 Aligned with E/S characteristics).

Up to 90% of investments may not be aligned with these characteristics (#2 Other).

It should also be noted that, in line with the information provided in the pre-contractual documentation, the financial product undertakes to carry out an ESG analysis for at least 75% of the assets invested in equities and debt securities issued by private and quasi-public issuers. This ESG analysis, based on the GREaT rating methodology, aims to provide the manager with information on the ESG risk attached to the issuers. However, it is not intended to be systematically and measurably taken into account in the selection of portfolio securities.

The financial product invests at least 10% of its assets in assets considered to be sustainable investments (#1A Sustainable).

A more detailed description of the specific asset allocation of this financial product can be found in its prospectus.



#1 Aligned with E/S characteristics includes the investments of the financial product used to attain the environmental or social characteristics promoted by the financial product.

#2 Other includes the remaining investments of the financial product which are neither aligned with environmental or social characteristics, nor are qualified as sustainable investments.

The category **#1 Aligned with E/S characteristics** covers:

- The sub-category **#1A Sustainable** covers sustainable investments with environmental or social objectives,
- The sub-category **#1B Other E/S characteristics** covers investments aligned with the environmental or social characteristics that do not qualify as sustainable investments.

○ How does the use of derivatives attain the environmental or social characteristics promoted by the financial product?

Any derivatives authorised/used by the financial product are not intended to contribute to achieving the environmental or social characteristics promoted. Their use is limited to hedging or temporary exposure in order to cover a strong movement in liabilities, to gain temporary exposure to market beta or to accompany a change in strategy. Furthermore, the Management Company ensures that the use of derivatives does not run counter to the environmental or social characteristics promoted by the financial product. In particular, the Management Company does not use derivatives to artificially improve the product's extra-financial performance. The constraints relating to the use of derivatives are specified in the pre-contractual documentation for the financial product.

To comply with the EU Taxonomy, the criteria for **fossil gas** include limitations on emissions and switching to renewable power or low-carbon fuels by the end of 2035. For **nuclear energy**, the criteria include comprehensive safety and waste management rules.

Enabling activities directly enable other activities to make a substantial contribution to an environmental objective.

Transitional activities are activities for which low-carbon alternatives are not yet available and among others have greenhouse gas emission levels corresponding to the best performance.



To what minimum extent are sustainable investments with an environmental objective aligned with the EU Taxonomy?

The financial product may invest in environmentally sustainable economic activities, however the investments of this financial product do not take into account the European Union criteria for environmentally sustainable economic activities. The financial product is committed to a 0% alignment with the European Taxonomy.

Does the financial product invest in fossil gas and/or nuclear energy related activities that comply with the EU Taxonomy?⁽¹⁾



Yes

In fossil gas

In nuclear energy

No

The two graphs below show in green the minimum percentage of investments aligned with the EU Taxonomy. As there is no appropriate methodology to determine the Taxonomy-alignment of sovereign bonds*, the first graph shows the Taxonomy alignment in relation to all the investments of the financial product, including sovereign bonds, while the second graph shows the Taxonomy alignment only in relation to the investments of the financial product other than sovereign bonds.



This graph represents 100% of the total investments.

* For the purpose of these graphs, "sovereign bonds" consist of all sovereign exposures.

What is the minimum share of investments in transitional and enabling activities?

The financial product does not commit to a minimum proportion of investment in transitional and enabling activities.



What is the minimum share of sustainable investments with an environmental objective that are not aligned with the EU Taxonomy?

This product intends to invest part of its assets in sustainable investments. These investments may contribute to environmental or social objectives, without any commitment being made as to the minimum share of each one. Thus, the minimum share of sustainable investments with an environmental objective that are not aligned with the EU Taxonomy is >0%.



are sustainable investments with an environmental objective that **do not take into account the criteria** for environmentally sustainable economic activities under the EU Taxonomy.



What is the minimum share of socially sustainable investments?

This product intends to invest part of its assets in sustainable investments. These investments may contribute to environmental or social objectives, without any commitment being made as to the minimum share of each one. Thus, the minimum share of sustainable investments with a social objective is >0%.



What investments are included under "#2 Other", what is their purpose and are there any minimum environmental or social safeguards?

Investments included in the category "#2 Other" of the financial product represent up to 90% of investments. Depending on the eligible instruments as defined in the product's prospectus, these may include derivatives traded on regulated or organised markets to expose and hedge the portfolio, cash and unrated issuers. Derivatives and cash do not provide environmental or social safeguards.

(1) Fossil gas and nuclear activities will only be aligned with the EU Taxonomy if they contribute to limiting climate change ("climate change mitigation") and do not cause significant harm to any other EU Taxonomy objective - see explanatory note in the left margin. All criteria applicable to economic activities in the fossil gas and nuclear energy sectors that comply with the EU Taxonomy are defined in Commission Delegated Regulation (EU) 2022/1214.



Is a specific index designated as a reference benchmark to determine whether this financial product is aligned with the environmental and/or social characteristics that it promotes?

Reference benchmarks are indexes to measure whether the financial product attains the environmental or social characteristics that they promote.

Not applicable

How is the reference benchmark continuously aligned with each of the environmental or social characteristics promoted by the financial product?

Not applicable

How is the alignment of the investment strategy with the methodology of the index ensured on a continuous basis?

Not applicable

How does the designated index differ from a relevant broad market index?

Not applicable

Where can the methodology used for the calculation of the designated index be found?

Not applicable



Where can I find more product specific information online?

More information about the product is available on the website:

More information about the Management Company's extra-financial approach can be obtained through the documents available on its website (<https://www.lfde.com>), in the "Responsible Investment" section, on the "To find out more" page, under "LFDE Documents - SFDR".

Additional information about the fund, in particular its regulatory documentation, is available on the Management Company's website (www.lfde.com), under the "Our Funds" section.