

Total net assets **3089.19 M€**  
NAV **267.80 €**

Inception date **Jan 30, 2018**  
ISIN Code **FR0013305935**  
Bloomberg Code **LAZCRTC FP**

MORNINGSTAR  
OVERALL **★★★★**



SFDR Classification Article 8

Country of registration

MANAGER(S)



INVESTMENT POLICY

The financial management objective aims to achieve, by applying a Socially Responsible Investment (SRI) management approach over the recommended investment period of 3 years, a net performance higher than that of the following composite benchmark, whose components are hedged in the reference currency of the share, with net dividends reinvested and rebalanced monthly: 40% ICE BofA Euro Subordinated Financial Index ; 40% ICE BofA Euro Financial High Yield Index ; 20% ICE BofA Contingent Capital Index.

RISK SCALE\*\*

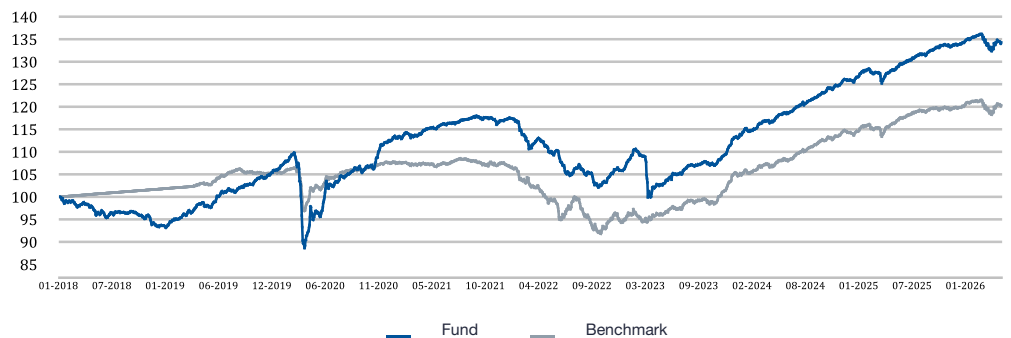


Recommended investment period of 3 years

BENCHMARK INDEX

40% ICE BofA Euro Subordinated Financial Index ; 40% ICE BofA Euro Financial High Yield Index ; 20% ICE BofA Contingent Capital Index

HISTORICAL NET ASSET VALUE (10 YEARS OR SINCE INCEPTION)



Past performance is no guarantee of future performance and is assessed at the end of the recommended investment period.

Fund Information

Legal Form	FCP
Legal Domicile	France
UCITS	Yes
SFDR Classification	Article 8
AMF Classification	International bonds
Eligibility to PEA (personal equity savings plan)	No
Currency	EURO
Subscribers concerned	
Inception date	30/01/2018
Date of share's first NAV calculation	30/01/2018
Management company	Lazard Frères Gestion SAS
Custodian	CACEIS Bank
Fund administration	CACEIS Fund Admin
Frequency of NAV calculation	Daily
Order execution	For orders placed before 12:00 pm subscriptions and redemptions on next NAV
Subscription terms	D (NAV date) + 2 business day
Settlement of redemptions	D (NAV date) + 2 business day
Share decimalisation	Yes
Minimum investment	1 share
Subscription fees	4% max.
Redemption fees	Nil
Management fees (max)	0.67% max
Performance fees (1)	Nil
Current expenses (PRIIPS KID)	0.76%

HISTORICAL PERFORMANCE

	Cumulative					Annualized		
	1 Month	YTD	1 Year	3 Years	5 Years	Inception	3 Years	5 Years
Fund	1.28%	0.01%	5.31%	30.76%	16.48%	34.30%	9.35%	3.10%
Benchmark	1.61%	0.16%	4.16%	25.06%	12.28%	20.34%	7.74%	2.34%
Difference	-0.33%	-0.15%	1.15%	5.70%	4.20%	13.96%	1.61%	0.75%

PERFORMANCE BY CALENDAR YEAR

	2025	2024	2023	2022	2021	2020	2019
Fund	6.62%	11.17%	7.08%	-9.81%	3.98%	6.45%	13.25%
Benchmark	5.11%	8.59%	11.62%	-11.80%	-0.61%	2.22%	3.50%

TRAILING 1Y PERFORMANCE

	04 2026	04 2025	04 2024	04 2023	04 2022	04 2021	04 2020	04 2019
Fund	5.31%	9.09%	13.82%	-7.73%	-3.45%	19.03%	-1.80%	0.31%
Benchmark	4.16%	8.06%	11.14%	-3.60%	-6.87%	4.49%	-0.38%	2.86%

RISK RATIOS\*\*\*

	1 Year	3 Years
<b>Volatility</b>		
Fund	2.01%	2.36%
Benchmark	1.96%	2.57%
<b>Tracking Error</b>	0.67%	1.25%
<b>Information ratio</b>	1.73	1.25
<b>Sharpe ratio</b>	1.65	2.69
<b>Alpha</b>	1.23	2.98
<b>Beta</b>	0.97	0.80

\*\*Risk scale : For the SRI methodology, please refer to Art. 14(c) , Art. 3 and Annexes II and III PRIIPs RTS

(1) Please refer to the Prospectus for more details about the performance fees

(3) Ratios calculated on a weekly basis

PORTFOLIO CHARACTERISTICS

	Estimated yield	Spread vs Govies (bps)	Modified Duration	Credit Sensitivity
Gross (% AUM)	4.6%	182	3.8	3.9
Net (% Expo)	4.6%	182	3.8	3.9

AVERAGE RATING

Issues Rating*	Issuers Rating*
BBB-	BBB+

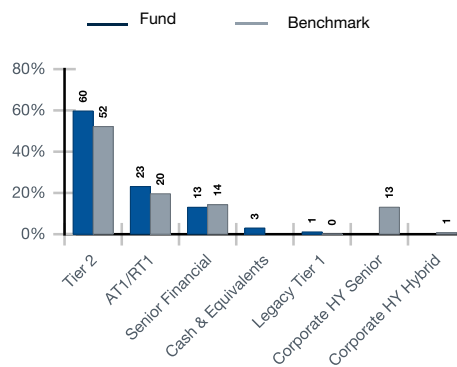
\*Average rating (excluding treasury bills and NDS)

Estimates of these data are based on LFG's best judgement for all securities (bonds, forward foreign exchange, CDS and futures) at the date mentioned. These figures exclude cash. LFG does not provide any guarantee.

MAIN HOLDINGS

Holdings	Weight
BCO CDT.SOC.TV(REGS)25-13OC37A	2.1%
ATHORA HOLD. 57/8% 24-10SE34A	2.1%
MALA.HUMA.PREV.41/2%25-20JN35A	1.8%
MBH BANK TV (EMTN) 25-29JA30A	1.8%
BANQUE POSTALE TV 19-20NO--S	1.7%

SUBORDINATION BREAKDOWN (%)

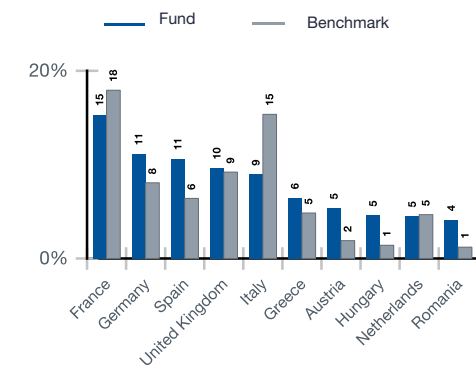


CURRENCY BREAKDOWN (%)

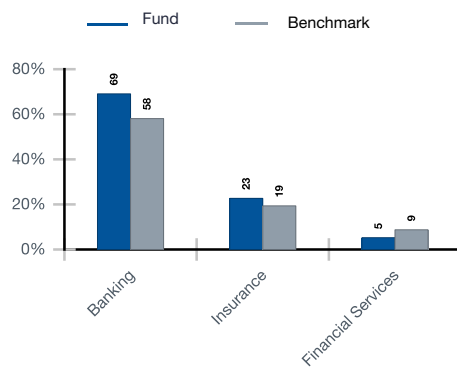
Currencies	Net Weight	Gross Weight
EUR	95.4%	83.9%
USD	0.0%	8.8%
GBP	3.9%	6.6%
Others	0.7%	0.7%

Net exposure excluding automatic hedging

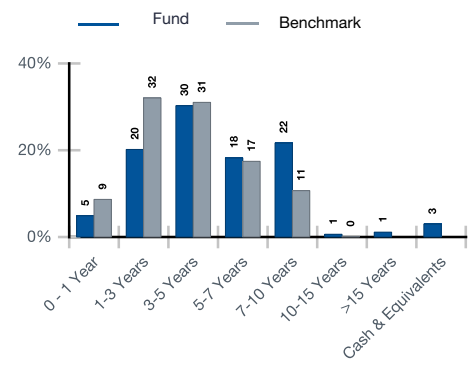
GEOGRAPHICAL BREAKDOWN % (Top Ten)



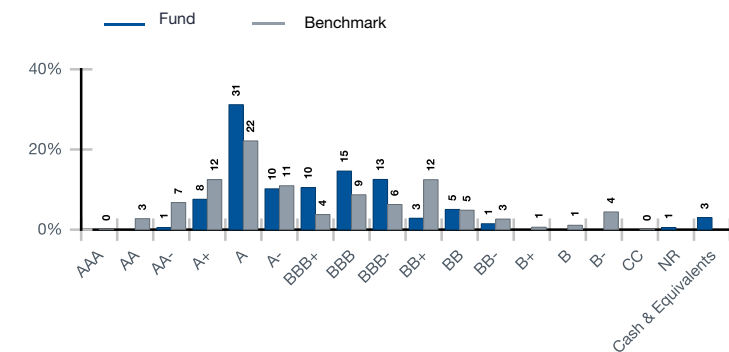
SECTOR BREAKDOWN % (Top Ten)



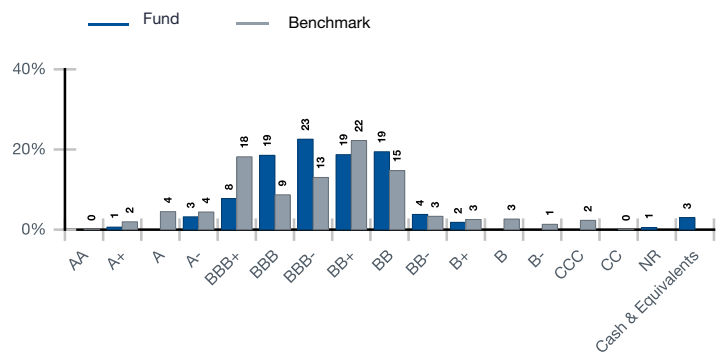
MATURITY BREAKDOWN % (Next call Date)



ISSUER RATING BREAKDOWN (%)



ISSUE RATING BREAKDOWN (%)



## FUND MANAGERS COMMENT

On Financial Credit, spreads tightened significantly: Bank Seniors -14bps, Bank Tier 2 -22bps and AT1 -58bps (€AT1 -59bps). In the insurance sector, spreads tightened by -22bps on Seniors and Subordinated. On Rates, the increase continued to a lesser extent compared to the month of March, with a more pronounced steepening movement on the £: in € rates increased by +3bps to +9bps on the 2/30 year, in \$ by +8bps to +6bps and in £ by +5bps to +17bps. Overall, performances are positive: Bank Seniors show +0.8%, Tier 2 +1.1% and AT1 +2.2% (€AT1 +2.5%). In the insurance sector, Seniors end at +1.2% and Subordinated +1.4%.

The primary market remained active with around €6.7bn of issuance in Subordinated. In AT1, there was one € issuance by Rabobank, one £ issuance by Shawbrook and two \$ issuances (BNP and BBVA). In Tier 2, Lloyds issued in £, Santander in € and Goldman Sachs a dual tranche € / £. In the insurance sector, we saw three Tier 2 issuances (Swiss Re, Zurich Insurance and Liverpool Victoria) and one RT1 (Allianz).

US banks opened the season with record results: JP Morgan and Goldman Sachs published their second-best quarters in their history, and Morgan Stanley recorded a record quarterly result. In Europe, the dynamic is also very well oriented, with several institutions posting record profits, notably BNP Paribas, Deutsche Bank, Banco CTT or mBank. Other institutions, such as Bankinter, Nordea or Handelsbanken, present overall solid results. In insurance, the trend remains positive with several annual publications increasing, such as Malakoff, La Mondiale, CARAC or Arundo Re, while Sava Re recorded a record profit.

On the rating agencies side, Fitch upgraded UBS to A+ with a stable outlook. Moody's upgraded Investec's rating to A3 and CrediaBank's to Ba1.

On the regulatory front, the ECB published a new methodology for categorizing the O-SII buffer. The impact will mainly concern French banks (notably BNP Paribas, Société Générale and Crédit Mutuel).

In the Netherlands, the central bank announced that it would not extend the risk-weight floors applied to mortgage loans for banks using internal models, a measure likely to improve the capital ratios of institutions such as ING or ABN AMRO. In Switzerland, the Federal Council published the final ordinance on capital adequacy aimed at clarifying UBS's capital framework, without modification of the treatment of AT1 instruments.

Mergers and acquisitions activity remained strong. BAWAG announced the acquisition of Permanent TSB in Ireland for €1.6bn and Raiffeisen Bank International launched an offer on Addiko Bank which was quickly followed by a counteroffer from NLB Group. Unicaja Banco confirmed it is in preliminary discussions with WiZink Bank with a view to a potential strategic transaction. In the United Kingdom, Standard Life announced an agreement for the acquisition of Aegon UK for around £2bn. Finally, UniCredit continued its strategic reflections around a potential combination with Commerzbank, highlighting possible synergies in its key markets and finally, Monte dei Paschi di Siena indicated it does not intend to sell its stake in Generali.

In Lazard Credit Fi, the most important contributors to the performance have been :

- By subordination, AT1 and RT1 (+0,51%) and banks Tier 2 (+0,42%)
- By country, France (+0,24%) and Germany (+0,16%)
- By issuer, Deutsche Bank (+0,06%) and BNP Paribas (+0,06%)

## CONTACTS AND ADDITIONAL INFORMATION

## Glossary :

Alpha represents the return of a portfolio that is attributable to the manager's investment decisions.  
Beta measures a fund's sensitivity to movements in the overall market.  
Information ratio represents the value added by the manager (excess return) divided by the tracking error.  
Sharpe ratio measures return in excess of the risk free rate for every unit of risk taken.  
Tracking error measures the volatility of the difference between a portfolio's performance and the benchmark.  
Volatility is a measure of the fund's returns in relation to its historic average.  
Yield to Maturity indicates the rate of return generated if a security is held to its maturity date.  
Coupon Yield is the annual coupon value divided by the price of the bond.  
Average Credit Spread is the credit spread of a bond over LIBOR, taking into account the value of the embedded option.

France  
Lazard Frères Gestion, S.A.S. 25 rue de Courcelles, 75008 Paris  
Telephone : +33 1 44 13 01 79

Belgium and Luxembourg  
Lazard Fund Managers (Ireland) Limited, Belgium Branch  
326 Avenue Louise, 1050 Brussels, Belgium  
Telephone: +32 2 626 15 30/ +32 2 626 15 31  
Email: lfm\_belgium@lazard.com

Germany and Austria  
Lazard Asset Management (Deutschland) GmbH  
Neue Mainzer Str. 75, 60311 Frankfurt am Main  
Telephone: +49 69 / 50 60 60  
Email: fondsinformationen@lazard.com

Italy  
Lazard Asset Management (Deutschland) GmbH  
Via Dell'Orso 2, 20121 Milan  
Telephone: + 39-02-8699-8611  
Email: fondi@lazard.com

Average Rating is the weighted average credit rating of bonds held by the Fund.

Modified Duration is the percentage change in the value of a bond resulting from a 1% interest rate change.

Average Maturity is the average time to maturity of all bonds held by the Fund.

Spread Duration is the sensitivity of a bond price to a change in spreads.

Yield is the internal rate of return of a bond if held to maturity, but not accounting for conversion features of a convertible bond.

Delta represents the sensitivity of convertible bonds held by the Fund to a change in the underlying security price.

Spain, Andorra and Portugal  
Lazard Fund Managers (Ireland) Limited, Sucursal en España  
Paseo de la Castellana 140, Piso 10º, Letra E, 28046 Madrid  
Telephone : + 34 91 419 77 61  
Email: contact.es@lazard.com

United Kingdom, Finland, Ireland, Denmark, Norway and Sweden  
Lazard Asset Management Limited, 20 Manchester Square, London, W1U 3PZ  
Telephone : 0800 374 810  
Email: contactuk@lazard.com

Switzerland and Liechtenstein  
Lazard Asset Management Schweiz AG Uraniast. 12, CH-8001 Zürich  
Telephone : +41 43 / 888 64 80  
Email: lfm.ch@lazard.com

Netherlands  
Lazard Fund Managers (Ireland) Limited.  
Amstelvein 54, 26th floor 1096BC Amsterdam  
Telephone: +31 / 20 709 3651  
Email: contact.NL@lazard.com

Non-contractual document: This is a marketing communication. This document is provided for the information of unitholders or shareholders in accordance with applicable regulations. It does not constitute investment advice, an invitation or an offer to subscribe to financial instruments. Investors should read the prospectus carefully before subscribing. Please note that not all share classes are authorised for distribution in all jurisdictions. No investment in the portfolio will be accepted until it has been properly registered in the relevant jurisdiction.

France: Any person requiring information in relation to the Fund mentioned in this document is required to consult the prospectus and the PRIIPS KID which are available on request from Lazard Frères Gestion SAS. The information contained in this document has not been independently verified or audited by the statutory auditors of the UCITS(s) concerned. This information is provided by Lazard Frères Gestion SAS, 25, rue de Courcelles 75 008 Paris.

Switzerland and Liechtenstein: Lazard Asset Management Schweiz AG, Uraniastrasse 12, CH-8001 Zurich. The representative in Switzerland is ACOLIN Fund Services AG, Leutschenbachstrasse 50, CH-8050 Zurich, the Paying Agent is Banque Cantonale de Genève, 17, quai de l'Île, CH-1204 Geneva. For further information please visit our website, contact the Swiss representative or visit [www.fundinfo.com](http://www.fundinfo.com). The paying agent in Liechtenstein is LGT Bank AG, Herrengasse 12, FL-9490 Vaduz. Not all share classes of the respective sub-fund are registered for distribution in Liechtenstein and are aimed exclusively at institutional investors. Subscriptions may only be made on the basis of the current prospectus. The performance shown does not take account of any commissions and costs charged when subscribing to and redeeming shares.

United Kingdom, Finland, Ireland, Denmark, Norway and Sweden: The information is approved, on behalf of Lazard Fund Managers (Ireland) Limited, by Lazard Asset Management Limited, 20 Manchester Square, London, W1U 3PZ. Company registered in England and Wales under number 525667. Lazard Asset Management Limited is authorised and regulated by the United Kingdom's Financial Conduct Authority (FCA).

Germany and Austria: Lazard Asset Management (Deutschland) GmbH, Neue Mainzer Strasse 75, 60311 Frankfurt am Main is authorised and regulated in Germany by the Federal Financial Supervisory Authority (BaFin). The Paying Agent in Germany is Landesbank BadenWürttemberg, Am Hauptbahnhof 2, 70173 Stuttgart; the Paying Agent in Austria is UniCredit Bank Austria AG, Rothschildplatz 1, 1020 Vienna.

Belgium and Luxembourg: This information is provided by the Belgian Branch of Lazard Fund Managers Ireland Limited, Blue Tower Louise, Avenue Louise 326, Brussels, 1050 Belgium. The Paying Agent and the Representative in Belgium for the registration and the receipt of requests for issuance or repurchase of units or for switching sub-funds for French funds is RBC Investor Services Bank S.A. : 14, Porte de France, L-4360 Esch-sur-Alzette-Grand Duché de Luxembourg

Italy: This information is provided by the Italian branch of Lazard Asset Management (Deutschland) GmbH. Lazard Asset Management (Deutschland) GmbH Milano Office, Via Dell'Orso 2 - 20121 Milan is authorised and regulated in Germany by BaFin. Not all the share classes of the relevant sub-fund are registered for marketing in Italy and they are intended exclusively for institutional investors. Subscriptions may only be made on the basis of the current prospectus. The Paying Agent for the French funds are Société Générale Securities Services, Via Benigno Crespi, 19, 20159 Milano, and BNP Paribas Securities Services, Piazza Lina Bo Bardi, 3, 20124 Milano.

Netherlands: This information is provided by the Dutch branch of Lazard Fund Managers (Ireland) Limited, which is registered with the Dutch Authority for the Financial Markets (Autoriteit Financiële Markten).

Spain and Portugal: This information is provided by the Spanish branch of Lazard Fund Managers Ireland Limited, Paseo de la Castellana 140, Piso 100, Letra E, 28046 Madrid and registered with the National Securities Market Commission (Comisión Nacional del Mercado de Valores or CNMV) under number 18.

Andorra: Only for financial entities authorised in Andorra. This information is provided by the Spanish branch of Lazard Fund Managers Ireland Limited, Paseo de la Castellana 140, Piso 100, Letra E, 28046 Madrid and registered with the National Securities Market Commission (Comisión Nacional del Mercado de Valores or CNMV) under number 18. This information is approved by Lazard Asset Management Limited (LAML). LAML and the Fund are not regulated or authorised or registered in the official registers of the Andorran regulator (AFA) and, accordingly, Shares in the Fund may not be offered or sold in Andorra through active marketing activities. Any order transmitted by an authorised Andorran financial entity for the purpose of acquiring Units in the Fund and/or any commercial document relating to the Fund shall be communicated in response to an unsolicited contact from the investor.

Hong Kong: provided by Lazard Asset Management (Hong Kong) Limited (AQZ743), Suite 1101, Level 11, Chater House, 8 Connaught Road Central, Central, Hong Kong. Lazard Asset Management (Hong Kong) Limited is a corporation licensed by the Hong Kong Securities and Futures Commission to conduct Type 1 (dealing in securities) and Type 4 (advising on securities) regulated activities only on behalf of "professional investors" as defined under the Hong Kong Securities and Futures Ordinance (Cap. 571 of the Laws of Hong Kong) and its subsidiary legislation.

Singapore: provided by Lazard Asset Management (Singapore) Pte. Ltd., Unit 15-03 Republic Plaza, 9 Raffles Place, Singapore 048619. Company Registration Number 201135005W, which provides services only to "institutional investors" or "accredited investors" as defined under the Securities and Futures Act, Chapter 289 of Singapore.

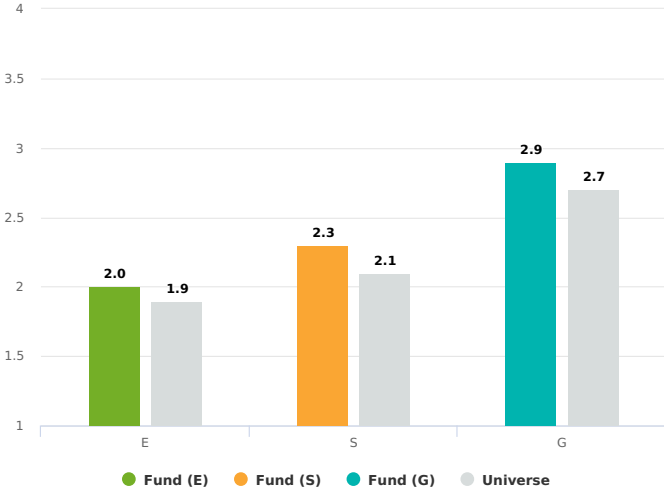
For any complaint, please contact the LAM or LFG office in your country. You will find the contact details above.

ESG rating - Lazard Credit Fi SRI  
48.78

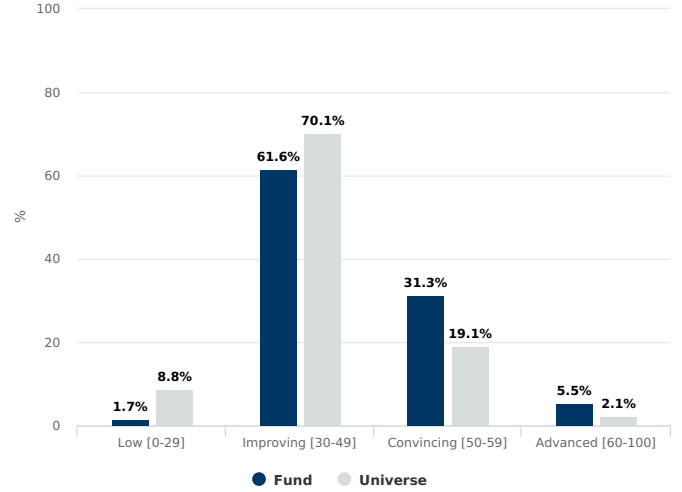
ESG rating Universe\*  
43.39

Minimum label SRI rating  
48.12

Average score on each ESG pillar | Score out of 4



ESG score distribution in %



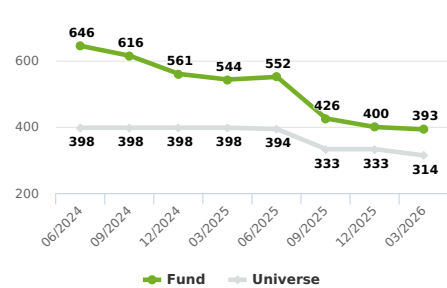
Source: ISS ESG, SFJ Technologies. Fund coverage rate: 99.8%. Universe coverage rate: 98.5%  
\*Universe: Financial debt universe

## ESG performance indicators

### Environmental

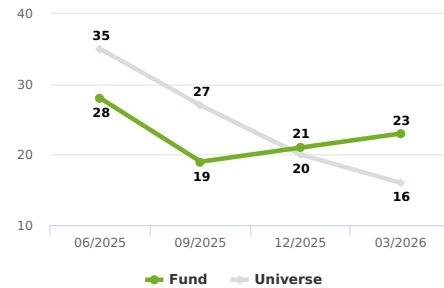
#### Carbon intensity

Tons CO<sub>2</sub> eq./M€ of Sales

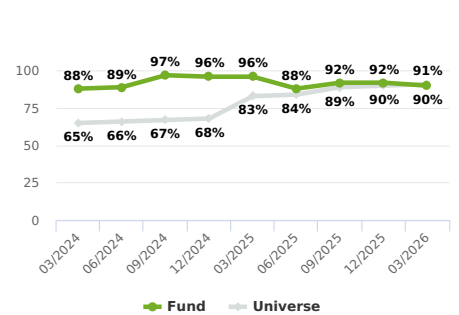


#### Carbon footprint

Tons CO<sub>2</sub> eq./M€ of Total assets



#### % Carbon reduction initiatives

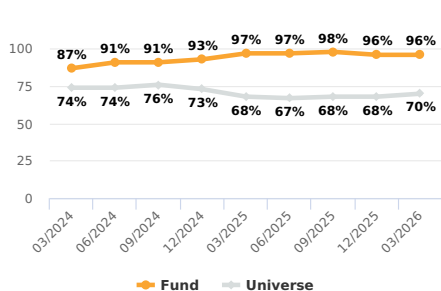


Universe: Financial debt universe  
Source: MSCI - scopes 1, 2 and 3. Fund coverage rate: 98.4% ; universe: 98.2%

Source: MSCI  
Fund coverage rate: 84.2%  
Universe coverage rate: : 64.0%

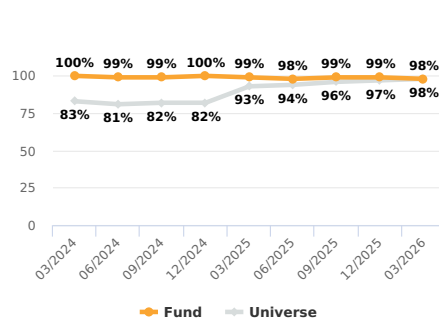
### Social

#### % of signatories to the United Nations Global Compact



Source: MSCI  
Fund coverage rate: 40.4%  
Universe coverage rate: 40.8%

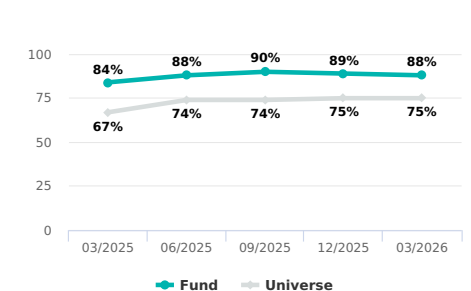
#### % of companies with a human rights policy



Source: MSCI  
Fund coverage rate: 95.4%  
Universe coverage rate: 65.6%

### Governance

#### % of companies with sustainability performance into their executive remuneration policies

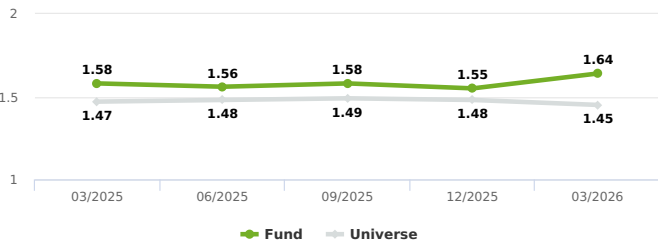


Source: MSCI  
Fund coverage rate: 83.0%  
Universe coverage rate: 75.5%

**Evolution of additional ESG indicators**

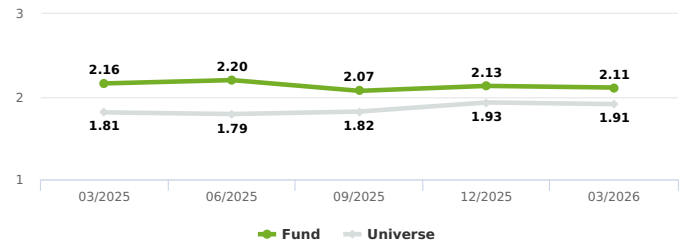
Banks			Insurances		
Environment	Social	Governance	Environment	Social	Governance
Environmentally impactful products	Socially impactful products	Business ethics	Environmentally impactful products	Socially impactful products	Business ethics
<b>Description</b>			<b>Description</b>		
Loans dedicated to financing projects and products with positive environmental impact.	Loans dedicated to financing projects and products with positive social impact.	Effectiveness in business ethics, compliance, and controversy management.	Insurance underwriting dedicated to projects with positive environmental impact.	Insurance underwriting dedicated to projects with positive social impact.	Effectiveness in business ethics, compliance, and controversy management.

**Environmentally impactful products**



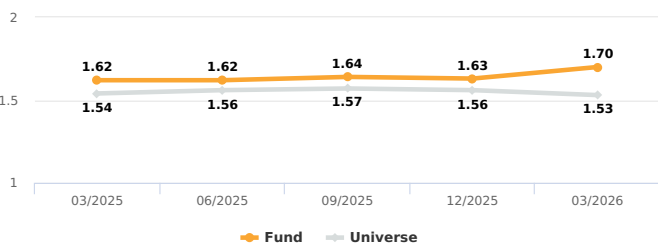
Source: ISS ESG  
Fund coverage: 52.2%  
Universe coverage: : 64.2%

**Environmentally impactful products**



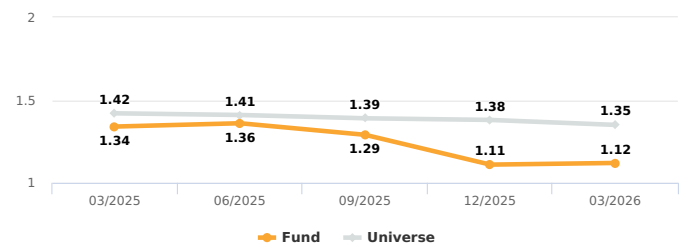
Source: ISS ESG  
Fund coverage: 19.9%  
Universe coverage: : 42.5%

**Socially impactful products**



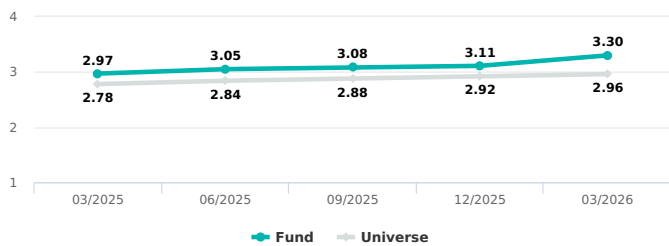
Source: ISS ESG  
Fund coverage: 52.2%  
Universe coverage: : 64.2%

**Socially impactful products**



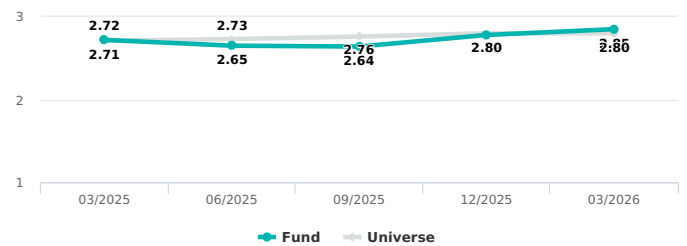
Source: ISS ESG  
Fund coverage: 32.7%  
Universe coverage: : 60.4%

**Business ethics**



Source: ISS ESG  
Fund coverage: 57.6%  
Universe coverage: : 73.6%

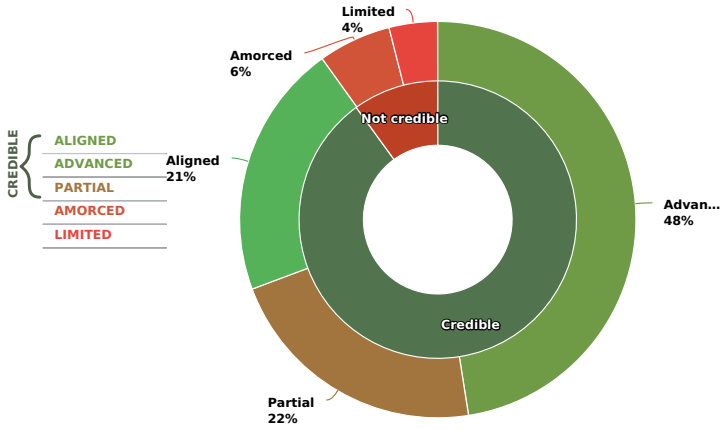
**Business ethics**



Source: ISS ESG  
Fund coverage: 42.9%  
Universe: : 73.6%

## Transition Plans

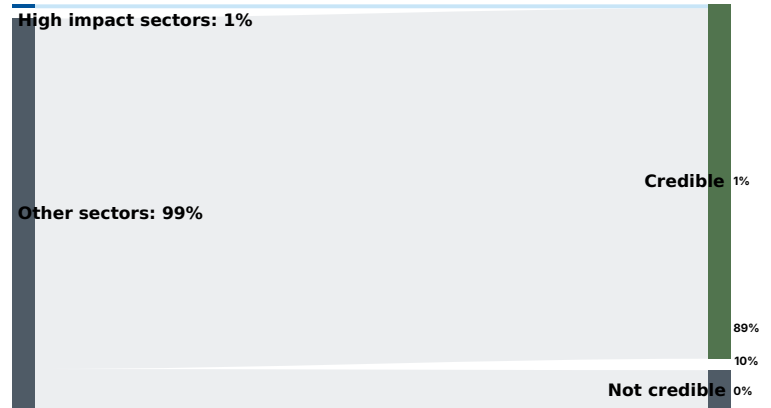
### Portfolio distribution



Source : Méthodologie Lazard Frères Gestion. Fund coverage : 87.0%.

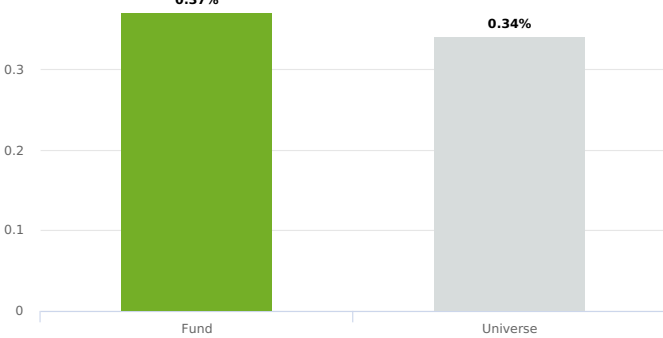
### Portfolio distribution in high impact sectors

High impact sectors refer to sectors identified by the European NACE classification as having significant environmental and/or social impacts: agriculture, extractive industries and manufacturing, energy, water and waste, construction, commerce and transport, real estate (NACE sectors A to H and L).



## Taxonomy

### Alignment of revenue to the Taxonomy (% reported or estimated)



Source : MSCI ESG  
Fund coverage : 78.2%. Universe coverage : 73.7%.

Eligibility of CapEx to the taxonomy (% reported)  
**73.2%** (31/12/2025)

Alignment of CapEx to the taxonomy (% reported)  
**10.5%** (31/12/2025)

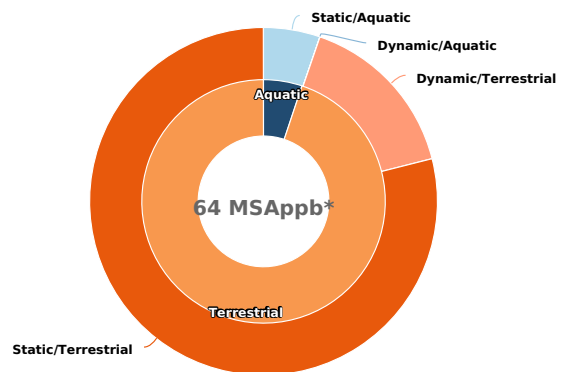
### Most significant contributors to the alignment of the fund's revenue :

Companies	Alignment
CTT - Correios de Portugal SA	27.4 %
RCI Banque SA	13.1 %
GRENKE Finance Plc	3.6 %
Fosun International Limited	0.9 %
Eurobank SA	0.3 %

## Biodiversity

### Aggregated score distributed by compartments (MSA.km<sup>2</sup>)

Biodiversity domain	Alignment	Aggregated score MSA.km <sup>2</sup>
Aquatic	Static	2.2
	Dynamic	0.1
Terrestrial	Static	30.4
	Dynamic	6.3



### Most significant pressures

Climate Change  
**47.4** MSA.km<sup>2</sup>

Hydrological Disturbance due to Climate Change  
**5.6** MSA.km<sup>2</sup>

Land Use  
**4.4** MSA.km<sup>2</sup>

Source : Carbon4Finance. Fund coverage : 63%.

## SRI label commitments

List of indicators for which the fund is committed to outperforming its benchmark / universe, as defined in the SRI label guidelines:

- % of companies with a human rights policy
- % Carbon reduction initiatives

## Biodiversity Methodology Carbon4Finance

The biodiversity scores displayed measure the impact of the fund's financed activities on ecosystem integrity. They are derived from Carbon4Finance's BIA-GBS methodology and are based on MSA (Mean Species Abundance).

The scores per compartment are expressed in MSA·km<sup>2</sup>. This unit quantifies the impacts on biodiversity by linking the loss of ecological integrity to a given surface area. MSA is a measure expressed as a percentage between 0% and 100%:

- 100% corresponds to an intact natural ecosystem,
- 0% corresponds to a completely artificial ecosystem.

An impact of 1 MSA·km<sup>2</sup> corresponds to a 100% loss of MSA over an area of 1 km<sup>2</sup>, equivalent to the complete artificialisation of an intact natural ecosystem of that area.

Impacts are presented separately by compartment, as each compartment corresponds to different types of ecosystems and timeframes.

The overall biodiversity score is expressed in MSAppb\*. This is a normalised score obtained after aggregating the impacts of all compartments (terrestrial, aquatic, static and dynamic). This normalisation makes it possible to combine impacts of different types within a synthetic indicator.

## General Considerations

The coverage rates are expressed as the weight in the portfolio, the index, and, where applicable, the reference ESG universe, depending on the method used.

All rights in the information provided by Institutional Shareholder Services Inc. and its affiliates (ISS) reside with ISS and/or its licensors. ISS makes no express or implied warranties of any kind and shall have no liability for any errors, omissions or interruptions in or in connection with any data provided by ISS.

This document is not pre-contractual or contractual in nature. It is provided for information purposes.

It presents analyses and descriptions prepared by Lazard Freres Gestion SAS on the basis of general information and statistics obtained from public sources. There is no guarantee that this information will remain accurate after the publication date.

The interpretation of these analyses or descriptions may vary according to the methods used. Moreover, the instruments and securities referred to in this document are subject to market fluctuations, and therefore no guarantee can be given as regards their performances and evolutions in the future. The analyses and descriptions contained in this document shall not be interpreted as being advice or recommendations on the part of Lazard Freres Gestion SAS. This document does not constitute an offer or invitation to purchase or sell, nor an encouragement to invest in any of the instruments or securities referred to herein.

It is therefore the responsibility of each individual to assess the risks associated with these services and/or investments independently before making any investment. Investors should refer to the terms and conditions of Lazard Freres Gestion SAS in relation to the services and/or investments mentioned in this document.

Moreover, any person wanting to invest in the undertaking(s) for collective investment in transferable securities (UCITS) mentioned in this document is required to consult the PRIIPS KID approved by the French AMF ("Autorite des Marchés Financiers") that is provided to all subscribers and which is available on simple request from Lazard Freres Gestion SAS. The information contained in this document has not been independently verified or audited by the statutory auditors of the UCITS(s) concerned.

The legal and tax information provided are general in nature and do not constitute consultation in this regard. The reader is advised to consult an appropriate and competent legal and tax expert before proceeding with any investment.

The prospectus, PRIIPS KID and financial reports of the fund are available free of charge on the Lazard Freres Gestion website and from our local distributors. Performances are calculated after deduction of management fees but do not include taxes or subscription and redemption fees, which are borne by the subscriber. Past performance is no guarantee of future results. The instruments and securities referred to in this document are subject to market fluctuations, and therefore no guarantee can be given as regards their performances and evolutions in the future.