

ACTIVE

BSF Emerging Markets Equity Strategies Fund

D2 U.S. Dollar

BlackRock Strategic Funds

BlackRock**April 2026****Performance, Portfolio Breakdowns and Net Asset information as at: 30-Apr-2026. All other data as at: 15-May-2026.****This document is marketing material.** For the Investors in LatAm. Investors should read the KIID/PRIIPs document and prospectus prior to investing, and should refer to the prospectus for the funds full list of risks.

FUND OVERVIEW

- The Fund aims to maximise the return on your investment through a combination of capital growth and income on the Fund's assets.
- The Fund seeks to gain at least 70% of its investment exposure to companies domiciled in, or exercising the main part of their business in, emerging markets. This is achieved by investing at least 70% of its total assets in equity securities (e.g. shares) and equity-related (E-R) securities and when determined appropriate, fixed income (FI) securities (such as bonds), money market instruments (MMIs) (i.e. debt securities with short-term maturities), deposits and cash. The E-R securities include financial derivative instruments (FDIs) (i.e. investments the prices of which are based on one or more underlying assets). FDIs may be used to help achieve the Fund's investment objective and the Fund may, via FDIs, generate market leverage (i.e. where the Fund gains market exposure in excess of the value of its assets). A significant portion of the Fund's assets may be invested in total return swaps and contracts for difference that aim to achieve a specified return based on underlying assets such as equity and FI securities.
- The FI securities and MMIs may be issued by governments, government agencies, companies and supnationals (e.g. the International Bank for Reconstruction and Development) and may be investment grade (i.e. meet a specified level of credit worthiness), non-investment grade or unrated at the time of purchase.

RISK INDICATOR

Lower Risk

Potentially Lower Rewards

Higher Risk

Potentially Higher Rewards

**CAPITAL AT RISK:** The value of investments and the income from them can fall as well as rise and are not guaranteed. Investors may not get back the amount originally invested.

KEY RISKS:

- Credit risk, changes to interest rates and/or issuer defaults will have a significant impact on the performance of fixed income securities. Potential or actual credit rating downgrades may increase the level of risk.
- Emerging markets are generally more sensitive to economic and political conditions than developed markets. Other factors include greater 'Liquidity Risk', restrictions on investment or transfer of assets, failed/delayed delivery of securities or payments to the Fund and sustainability-related risks.
- Currency Risk: The Fund invests in other currencies. Changes in exchange rates will therefore affect the value of the investment.
- The value of equities and equity-related securities can be affected by daily stock market movements. Other influential factors include political, economic news, company earnings and significant corporate events.
- Derivatives may be highly sensitive to changes in the value of the asset on which they are based and can increase the size of losses and gains, resulting in greater fluctuations in the value of the Fund. The impact to the Fund can be greater where derivatives are used in an extensive or complex way.
- Counterparty Risk: The insolvency of any institutions providing services such as safekeeping of assets or acting as counterparty to derivatives or other instruments, may expose the Fund to financial loss.
- Credit Risk: The issuer of a financial asset held within the Fund may not pay income or repay capital to the Fund when due.
- Liquidity Risk: Lower liquidity means there are insufficient buyers or sellers to allow the Fund to sell or buy investments readily.

RATINGS**



KEY FACTS

Constraint^{††}: MSCI Emerging Markets Index (Net)**Asset Class :** Equity**Fund Launch Date :** 18-Sep-2015**Share Class Launch Date :** 18-Nov-2015**Share Class Currency :** USD**Net Assets of Fund (M) :** 1,422.04 USD**Morningstar Category :** Global Emerging Markets Equity**SFDR Classification :** Other**Domicile :** Luxembourg**ISIN :** LU1321847714**Use of Income :** Accumulating**Management Company :** BlackRock (Luxembourg) S.A.

FEES AND CHARGES

Annual Management Fee : 1.00%**Ongoing Charge :** 1.43%**Performance Fee :** 0.00%

DEALING INFORMATION

Settlement : Trade Date + 3 days**Dealing Frequency :** Daily, forward pricing basis

PORTFOLIO CHARACTERISTICS

Price to Book Ratio : 1.33x**Price to Earnings Ratio :** 10.95x**3y Beta :** 0.77**Standard Deviation (3y) :** 16.09**Number of Holdings :** 97

PORTFOLIO MANAGEMENT

Samuel Vecht

Gordon Fraser

Please refer to the Glossary for more details.

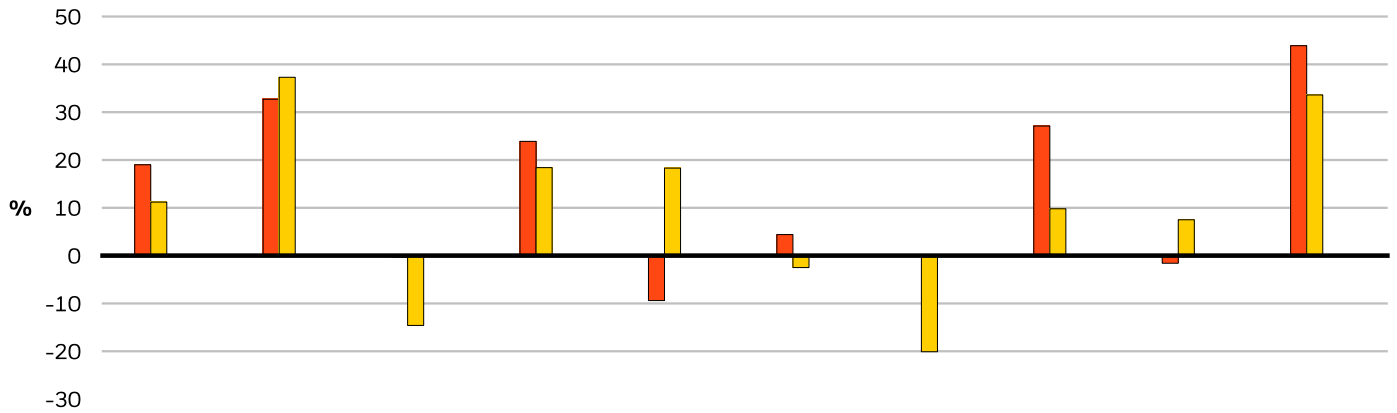
Not FDIC Insured - No Bank Guarantee - May Lose Value

BSF Emerging Markets Equity Strategies Fund



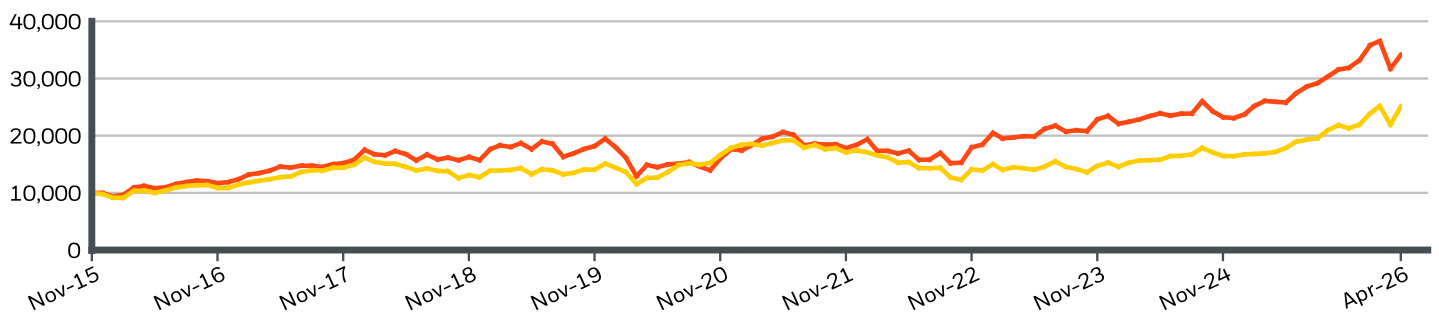
D2 U.S. Dollar BlackRock Strategic Funds

CALENDAR YEAR PERFORMANCE



	2016	2017	2018	2019	2020	2021	2022	2023	2024	2025
Share Class	19.01	32.74	-0.28	23.85	-9.41	4.39	0.17	27.15	-1.62	43.88
Constraint†	11.19	37.28	-14.57	18.42	18.31	-2.54	-20.09	9.83	7.50	33.57

GROWTH OF HYPOTHETICAL 10,000 USD SINCE INCEPTION



CUMULATIVE & ANNUALIZED PERFORMANCE

	CUMULATIVE (%)					ANNUALISED (% p.a.)		
	1m	3m	6m	YTD	1y	3y	5y	Since Inception
Share Class	7.67	-4.74	8.13	2.78	31.57	19.69	11.48	12.25
Constraint†	14.71	5.21	15.13	14.52	46.68	20.67	6.05	9.11

The figures shown relate to past performance. Past performance is not a reliable indicator of current or future performance and should not be the sole factor of consideration when selecting a product or strategy. Share Class and Benchmark performance displayed in USD, hedged share class benchmark performance is displayed in USD. Performance is shown on a Net Asset Value (NAV) basis, with gross income reinvested where applicable. The return of your investment may increase or decrease as a result of currency fluctuations if your investment is made in a currency other than that used in the past performance calculation. **Source:** BlackRock

■ Share Class BSF Emerging Markets Equity Strategies FundD2 U.S. Dollar
■ Constraint† MSCI Emerging Markets Index (Net)

Not FDIC Insured - No Bank Guarantee - May Lose Value

BSF Emerging Markets Equity Strategies



Fund

D2 U.S. Dollar

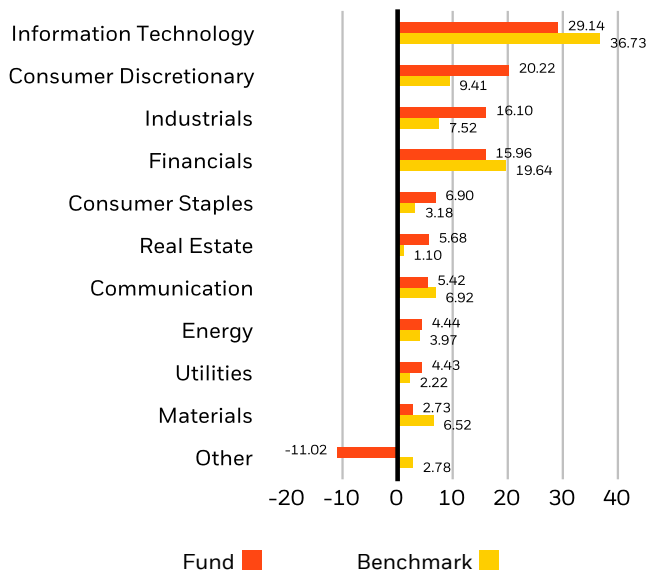
BlackRock Strategic Funds

Top 10 Holdings

TAIWAN SEMICONDUCTOR MANUFACTURING CO LTD	1,113.53%
SAMSUNG ELECTRONICS CO LTD	796.79%
SK HYNIX INC	730.97%
MEITUAN	717.83%
WAL MART DE MEXICO SAB DE CV	676.29%
WIWYNN CORP	604.49%
AXIS BANK LTD	576.81%
KASPIKZ AO	522.87%
NEW ORIENTAL EDUCATION & TECHNOLOGY GROUP INC	500.23%
KOC HOLDING AS	498.11%
Total of Portfolio	5625.39%

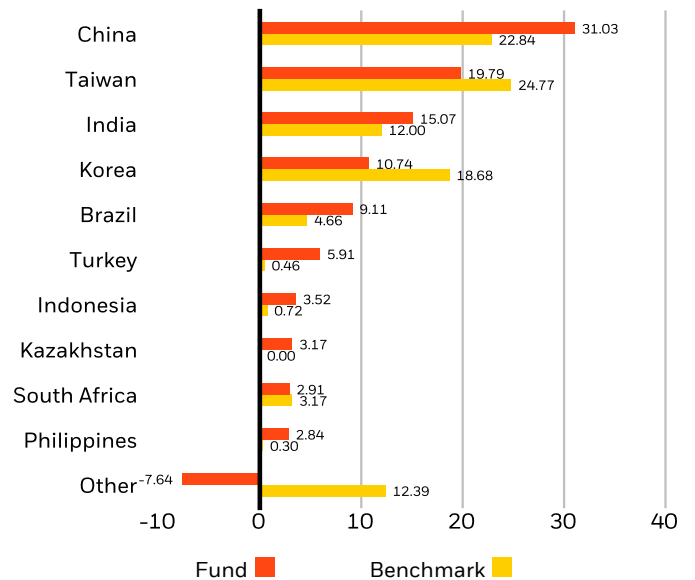
Holdings subject to change

SECTOR BREAKDOWN (%)



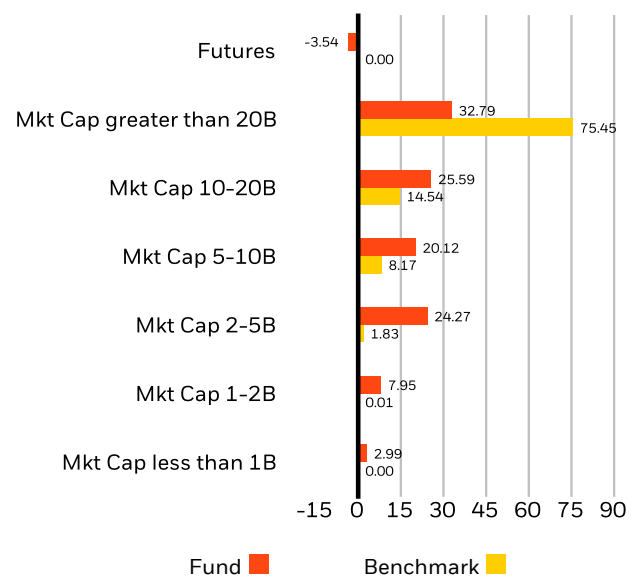
Negative weightings may result from specific circumstances (including timing differences between trade and settlement dates of securities purchased by the funds) and/or the use of certain financial instruments, including derivatives, which may be used to gain or reduce market exposure and/or risk management. Allocations are subject to change

GEOGRAPHIC BREAKDOWN (%)



Allocations are subject to change. Source: BlackRock

MARKET CAPITALIZATION (%)



Allocations are subject to change. Source: BlackRock

Not FDIC Insured - No Bank Guarantee - May Lose Value

BSF Emerging Markets Equity Strategies Fund D2 U.S. Dollar BlackRock Strategic Funds

BlackRock®

GLOSSARY

SFDR Classification: Article 8: Products that promote environmental or social characteristics and promote good governance practices.

Article 9: Products that have sustainable investments as an objective and follow good governance practices. **Other:** Products that do not meet the criteria to be classified as Article 8 or 9.

Price to Earnings: A valuation ratio of a company's current share price compared to its per-share earnings in the current forecast year, calculated as current share price divided by current earnings per share.

Price to Book Ratio: represents the ratio of the current closing price of the share to the latest quarter's book value per share.

IMPORTANT INFORMATION:

** The Morningstar Medalist Rating™ is the summary expression of Morningstar's forward-looking analysis of investment strategies using a rating scale of Gold, Silver, Bronze, Neutral, and Negative. The ratings indicate which investments Morningstar believes are likely to outperform a relevant index or peer group average on a risk-adjusted basis over time. Analysts assign three pillar ratings (People, Parent and Process) based on their qualitative assessment, subject to the oversight of the Analyst Rating Committee, and monitor and reevaluate them at least every 14 months. For more detailed information about these ratings and methodology, please go to global.morningstar.com/managerdisclosures. The ratings are not statements of fact, nor credit or risk ratings. The rating (i) should not be used as the sole basis in evaluating an investment product, (ii) involves unknown risks which may cause expectations not to occur or to differ from what was expected, (iii) are not guaranteed to be based on complete or accurate assumptions, (iv) involve the risk that the return target will not be met due to unforeseen changes in management, technology, economic development, interest rate development, operating and/or material costs, competitive pressure, supervisory law, exchange and tax rates, and/or changes in political and social conditions, and (v) should not be considered an offer or solicitation to buy or sell the investment product.

In the European Economic Area (EEA): this is Issued by BlackRock (Netherlands) B.V. is authorised and regulated by the Netherlands Authority for the Financial Markets. Registered office Amstelplein 1, 1096 HA, Amsterdam, Tel: 020 – 549 5200, Tel: 31-20-549-5200. Trade Register No. 17068311 For your protection telephone calls are usually recorded. For Ireland and only in relation to Per Se Professionals and/or Eligible Counterparties (i.e., Professional Investors), this may also be issued by BlackRock Investment Management (UK) Limited, authorised and regulated by the Financial Conduct Authority. Registered office: 12 Throgmorton Avenue, London, EC2N 2DL. Tel: + 44 (0)20 7743 3000. Registered in England and Wales No. 02020394. For your protection telephone calls are usually recorded. Please refer to the Financial Conduct Authority website for a list of authorised activities conducted by BlackRock.

In the UK and Non-European Economic Area (EEA) countries (excluding Switzerland): this is Issued by BlackRock Investment Management (UK) Limited, authorised and regulated by the Financial Conduct Authority. Registered office: 12 Throgmorton Avenue, London, EC2N 2DL. Tel: + 44 (0)20 7743 3000. Registered in England and Wales No. 02020394. For your protection telephone calls are usually recorded. Please refer to the Financial Conduct Authority website for a list of authorised activities conducted by BlackRock.

This is Marketing Material. BlackRock Strategic Funds (BSF) is an open-ended investment company established and domiciled in Luxembourg which is available for sale in certain jurisdictions only. BSF is not available for sale in the U.S. or to U.S. persons. Product information concerning BSF should not be published in the U.S. BlackRock Investment Management (UK) Limited is the Principal Distributor of BSF and it and/or the Management Company may terminate marketing at any time. In the UK, subscriptions in BSF are valid only if made on the basis of the current Prospectus, the most recent financial reports and the Key Investor Information Document, and in the EEA and Switzerland subscriptions in BSF are valid only if made on the basis of the current Prospectus (Available in English, French, German, Italian and Polish languages), the most recent financial reports and the Packaged Retail and Insurance-based Investment Products Key Information Document (PRIIPs KID) which are available in registered jurisdictions and local language where they are registered, these can be found at www.blackrock.com on the relevant country site and product pages. Prospectuses, Key Investor Information Documents (UK only), PRIIPs KID and application forms may not be available to investors in certain jurisdictions where the Fund in question has not been authorised. Any investment decision should be made on the basis of the information outlined above and Investors should understand all characteristics of the funds objective before investing, if applicable this includes sustainable disclosures and sustainable related characteristics of the fund as found in the prospectus, which can be found www.blackrock.com on the relevant product pages for where the fund is registered for sale. For information on investor rights and how to raise complaints please go to [available in local language in registered jurisdictions.https://www.blackrock.com/corporate/compliance/investor-right](https://www.blackrock.com/corporate/compliance/investor-right) available in local language in registered jurisdictions. UCITS HAVE NO GUARANTEED RETURN AND PAST PERFORMANCE DOES NOT GUARANTEE THE FUTURE ONES

This document is marketing material and will expire 12 months after issue

Any research in this document has been procured and may have been acted on by BlackRock for its own purpose. The results of such research are being made available only incidentally. The views expressed do not constitute investment or any other advice and are subject to change. They do not necessarily reflect the views of any company in the BlackRock Group or any part thereof and no assurances are made as to their accuracy

This document is for information purposes only and does not constitute an offer or invitation to anyone to invest in any BlackRock funds and has not been prepared in connection with any such offer.

© 2026 BlackRock, Inc. All Rights reserved. BLACKROCK, BLACKROCK SOLUTIONS, and iSHARES are trademarks of BlackRock, Inc. or its affiliates All other trademarks are those of their respective owners

Not FDIC Insured - No Bank Guarantee - May Lose Value