

Barings ASEAN Frontiers Fund

This is a marketing communication

OBJECTIVE AND INVESTMENT POLICY

Objective: To provide long-term (5 years or more) capital growth by investing in companies in Asia which Barings believes will benefit from the economic growth and development of the region.

Investment Policy: The Fund will seek to achieve its investment objective by investing at least 70% of its Net Asset Value at any one time in equities and equity related securities of issuers incorporated in, or exercising the predominant part of their economic activity in, countries which are members of the Association of SouthEast Asian Nations (ASEAN) or quoted or traded on the stock exchanges in those countries. The members of ASEAN include (but not to be limited to) Singapore, Thailand, the Philippines, Malaysia, Indonesia and Vietnam. The Fund will invest at least 50% of the Fund's Net Asset Value in equities of issuers that exhibit positive or improving ESG characteristics. Further detail of the Investment Manager's, Public Equity: ESG Integration and Active Engagement Policy for equity Funds including the Fund is available on the Manager's website at Barings.com. The Fund may use derivative instruments for both investment and hedging purposes. The return on a derivative is linked to movements in an underlying instrument referenced by the derivative such as currency or interest rates. The base currency of the Fund is USD.

OVERALL MORNINGSTAR RATING



FUND FACTS

Fund Size (USD M) 321.22	Distribution Frequency Annual
Inception Date 1 August 2008	Base Currency USD
Domicile Ireland	Benchmark¹ MSCI AC ASEAN (Total Net Return) Index
Fund Type UCITS Fund	SFDR Classification Article 8
Dealing Frequency Daily	Portfolio Managers SooHai Lim, CFA Tiebin Liu
Management Company Baring International Fund Managers (Ireland) Limited	
Investment Manager Baring Asset Management Limited	

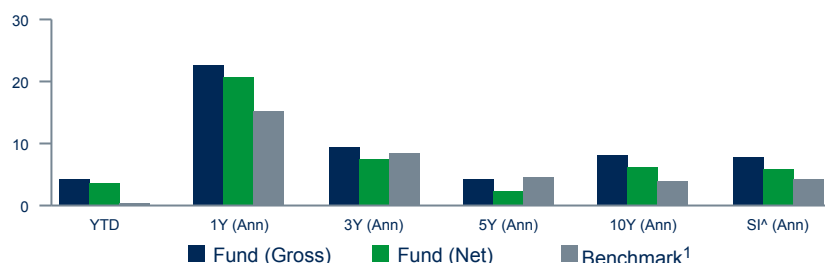
PERFORMANCE (%)

Share Classes	1M	3M	6M	YTD	1Y	3Y (Ann)	5Y (Ann)	10Y (Ann)	SI ^A (Ann)
A USD Inc (Gross)	6.42	-0.39	6.08	4.32	22.83	9.50	4.28	8.07	7.83
A USD Inc (Net)	6.27	-0.82	5.18	3.73	20.75	7.65	2.51	6.22	5.93
Benchmark ¹	2.00	-2.77	2.80	0.61	15.30	8.62	4.52	4.00	4.48

CALENDAR YEAR PERFORMANCE (%)

Share Classes	2021	2022	2023	2024	2025
A USD Inc (Gross)	14.41	-13.19	0.16	11.72	16.50
A USD Inc (Net)	12.46	-14.66	-1.55	9.83	14.54
Benchmark ¹	-0.01	-4.31	0.51	11.97	16.60

PERFORMANCE CHART (%)



PAST PERFORMANCE DOES NOT PREDICT FUTURE RETURNS. An investment entails a risk of loss. If you are investing in a different currency to the base currency of the fund, your returns may increase or decrease as a result of currency fluctuations. Source: Morningstar/Barings: Performance figures are shown in USD on a NAV per unit basis, with gross income reinvested. All data is as of 30/04/2026, unless otherwise stated. Returns for periods greater than one year are annualized. The Benchmark is used for risk management and performance comparison purposes. The investment manager has complete discretion in making investments and is not constrained by the Benchmark.^ASI - since inception.

1. The benchmark is MSCI AC ASEAN (Total Net Return) Index.



For full risk details, please consult the KID.

KEY RISK

- Your capital is at risk.
- During exceptional market conditions there may be insufficient buyers and sellers to allow the Fund to buy and sell investments, which could affect the Fund's ability to meet investors' redemption requests.
- Losses may occur if an organisation through which we buy an asset fails to meet its obligations. Custody of assets involves a risk of loss if a custodian becomes insolvent or breaches duties of care.
- Fund investments in derivatives are sensitive to changes in the value of the underlying asset on which they are based and their use may result in losses greater than the amount originally invested.
- Fund investments in overseas assets may lose value due to movements in foreign exchange rates. Fund investments in equities may be subject to significant fluctuations in value.
- The Fund can hold smaller company shares which can be more difficult to buy and sell and more volatile than those of larger companies.
- Fund investments in emerging markets may be subject to more risk due to economic, political or structural challenges. Region specific funds have a narrower focus than those which invest broadly across markets and are therefore more risky.
- Please refer to the Prospectus, Supplement and KIID for detailed information about the Fund, including objective, investment policy and risks on Barings.com**

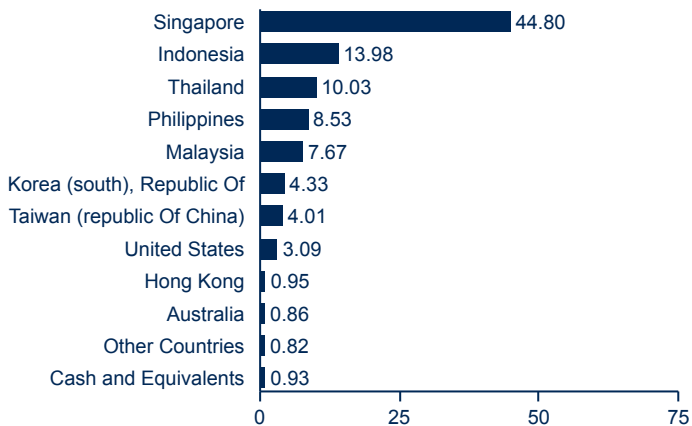
FUND STATISTICS¹

	FUND
Alpha (3Y Ann)	0.58
Beta (3Y Ann)	1.04
Sharpe Ratio (3Y Ann)	0.39
Tracking Error (3Y Ann)	4.68
Standard Deviation (3Y Ann)	13.96
Active Share (%)	56.20
Off Benchmark (%)	41.94
Information Ratio (3Y Ann)	0.21
Av. Market Cap (USD B)	48.55
Number of holdings	66
Forward PE Ratio (x)	14.68
PB Ratio (x)	2.44

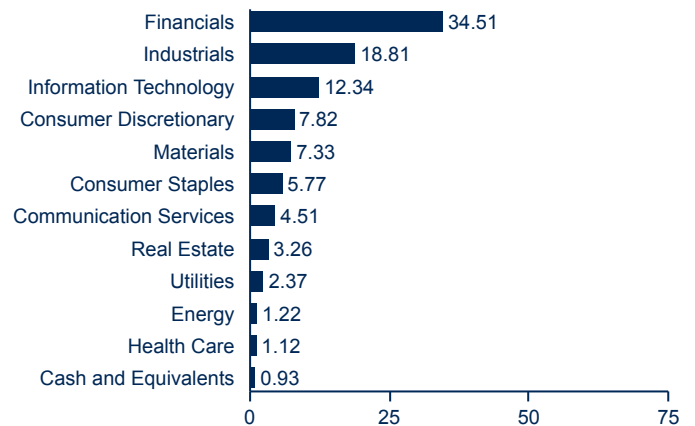
TOP 10 HOLDING (%)

	FUND
DBS GROUP HOLDINGS LTD	9.83
OVERSEA CHINESE BANKING CORPORATION LTD	9.61
SEA LTD	5.64
BANK CENTRAL ASIA TBK PT	4.03
INTERNATIONAL CONTAINER TERMINAL SERVICES INC	4.01
UNITED OVERSEAS BANK LTD	3.31
FABRINET	3.09
DELTA ELECTRONICS INC	3.07
ADVANCED INFO SERVICE PCL	2.56
GULF DEVELOPMENT PCL	2.37

GEOGRAPHIC ALLOCATION (%)



SECTOR ALLOCATION (%)



1. Fund statistics based on gross performance. Please refer to glossary on our website for definitions of terms. Fund statistics are subject to change.

Fund Page



Barings.com



Prospectus



ENQUIRIES

BaringsGlobalInvestorRelations@barings.com

FEE & SUBSCRIPTION

Share Class	Minimum Investment	Management Fee (p.a.)	OCF
A USD Inc	Initial: \$5K Subsequent: \$500	Initial: 5.00% Annual: 1.25%	1.70%

Be aware of currency risk. If you are buying this product in a different currency to your local currency you will receive payments in a different currency, so the final return you will get will depend on the exchange rates between the two currencies. The OCF represents annual charges and other payments taken from the Fund, including the Management Fee. The OCF excludes the costs of buying and selling assets for the Fund. The OCF is based on ex-post expenses for the year ended 31 October 2025 and may vary from year to year.

AVAILABLE SHARE CLASSES

Name	ISIN	Bloomberg
A AUD Hedged Acc	IE00BFDTF255	BARFADH ID
A EUR Inc	IE0004868828	BRGPAGE ID
A EUR Acc	IE00B4MTNB49	BABAFIE ID
A GBP Inc	IE00B3BC5T90	BASEANG ID
A RMB Hedged Acc	IE00B3LGSN62	BAFARHA ID
A USD Inc	IE0000830236	BRGPACI ID
A USD Acc	IE00B59JG481	BAFRAUA ID

Please refer to prospectus for additional currency class information.

Note: ©2026 Morningstar. All Rights Reserved. The information contained herein: (1) is proprietary to Morningstar and/or its content providers; (2) may not be copied or distributed; and (3) is not warranted to be accurate, complete or timely. Neither Morningstar nor its content providers are responsible for any damages or losses arising from any use of this information. Past performance is no guarantee of future results. All Rights Reserved. The information contained herein: (1) is proprietary to Morningstar and/or its content providers; (2) may not be copied or distributed; and (3) is not warranted to be accurate, complete or timely. Neither Morningstar nor its content providers are responsible for any damages or losses arising from any use of this information. Past performance is no guarantee of future results.

The Morningstar Rating™ for funds, or “star rating”, is calculated for managed products (including mutual funds, variable annuity and variable life subaccounts, exchange-traded funds, closed-end funds, and separate accounts) with at least a three-year history. Exchange-traded funds and open-ended mutual funds are considered a single population for comparative purposes. It is calculated based on a Morningstar Risk-Adjusted Return measure that accounts for variation in a managed product’s monthly excess performance, placing more emphasis on downward variations and rewarding consistent performance. The Morningstar Rating does not include any adjustment for sales loads. The top 10% of products in each product category receive 5 stars, the next 22.5% receive 4 stars, the next 35% receive 3 stars, the next 22.5% receive 2 stars, and the bottom 10% receive 1 star. The Overall Morningstar Rating for a managed product is derived from a weighted average of the performance figures associated with its three-, five-, and 10-year (if applicable) Morningstar Rating metrics. The weights are: 100% three-year rating for 36-59 months of total returns, 60% five-year rating/40% three-year rating for 60-119 months of total returns, and 50% 10-year rating/30% five-year rating/20% three-year rating for 120 or more months of total returns. While the 10-year overall star rating formula seems to give the most weight to the 10-year period, the most recent three-year period actually has the greatest impact because it is included in all three rating periods.

Barings ASEAN Frontiers A USD Inc was rated against the following numbers of ASEAN Equity investments as of 30/04/2026 over the following time periods: 74 investments in the last three years, 63 investments in the last five years, and 47 investments in the last ten years. Past performance is no guarantee of future results.

Morningstar Rating is for the Barings ASEAN Frontiers A USD Inc share class only; other classes may have different performance characteristics.

Baring International Fund Managers (Ireland) Limited - 3rd Floor- Building 3, Number 1 Ballsbridge, 126 Pembroke Road, Dublin 4, D04 EP27.

Authorised and regulated by the Central Bank of Ireland
CONTACT US: +353 1 486 9700 (This is a low cost number)
Telephone calls may be recorded and monitored

BARINGS.COM

Important Information

Forecasts in this document reflect Barings' market views as of the preparation date and may change without notice. Projections are not guarantees of future performance. Investments involve risk, including potential loss of principal. The value of investments and any income may fluctuate and are not guaranteed by Barings or any other party. PAST PERFORMANCE IS NOT INDICATIVE OF FUTURE RESULTS. Examples, portfolio compositions, and investment results shown are for illustrative purposes only and do not predict future outcomes. Actual investments may differ significantly in size, composition, and risk. No assurance is given that any investment will be profitable or avoid losses. Currency exchange rate fluctuations may impact investment value. Prospective investors should consult the offering documents for detailed information and specific risk factors related to any Fund mentioned.

Barings is the brand name for the worldwide asset management and associated businesses of Barings LLC and its global affiliates. Barings Securities LLC, Barings (U.K.) Limited, Barings Australia Pty Ltd, Barings Australia Property Pty Ltd, Gryphon Capital Investments Pty Ltd, Barings Japan Limited, Baring Asset Management Limited, Baring International Investment Limited, Baring Fund Managers Limited, Baring International Fund Managers (Ireland) Limited, Baring Asset Management (Asia) Limited, Baring SICE (Taiwan) Limited, Baring Asset Management Switzerland Sarl, Baring Asset Management Korea Limited, Barings Singapore Pte Ltd Baring Asset Management Limited (DIFC Branch)—regulated by the DFSA and Baring Asset Management Limited (ADGM Branch) regulated by the FSRA, each are affiliated financial service companies owned by Barings LLC (each, individually, an "Affiliate"), together known as "Barings." Some Affiliates may act as an introducer or distributor of the products and services of some others and may be paid a fee for doing so.

NO OFFER:

The document is for informational purposes only and is not an offer or solicitation for the purchase or sale of any financial instrument or service in any jurisdiction. The material herein was prepared without any consideration of the investment objectives, financial situation or particular needs of anyone who may receive it. This document is not, and must not be treated as, investment advice, an investment recommendation, investment research, or a recommendation about the suitability or appropriateness of any security, commodity, investment, or particular investment strategy, and must not be construed as a projections or predictions.

In making an investment decision, prospective investors must rely on their own examination of the merits and risks involved and before making any investment decision, it is recommended that prospective investors seek independent investment, legal, tax, accounting or other professional advice as appropriate.

Unless otherwise mentioned, the views contained in this document are those of Barings. These views are made in good faith in relation to the facts known at the time of preparation and are subject to change without notice. Individual portfolio management teams may hold different views than the views expressed herein and may make different investment decisions for different clients. Parts of this document may be based on information received from sources we believe to be reliable. Although every effort is taken to ensure that the information contained in this document is accurate, Barings makes no representation or warranty, express or implied, regarding the accuracy, completeness or adequacy of the information.

Target and projected returns are derived from Barings' proprietary model, which contain a number of assumptions and judgements about (including future projections of one month term SOFR rates as projected by forward curves at time of preparation, prepayment of a certain percentage of the overall model portfolio, and market interest rate for the loans that comprise the model portfolio, among others) that Barings believes are reasonable under the circumstances. Generally, our assumptions include construction projects proceeding according to plan, no modeled losses, and no adverse macroeconomic events, among others. However, there can be no assurance that such assumptions will prove to be accurate, and the actual realized returns will depend on, among other factors, future operating results, interest rates, economic and market conditions, and the value of the underlying assets at the time of disposition, any related transaction costs and the timing and manner of disposition, all of which may differ from the assumptions on which targets and projections are based and therefore, the actual results achieved may vary significantly from the targets and projections, and the variations may be material. We would be happy to provide you with the risks related to hypothetical performance information at your request.

OTHER RESTRICTIONS:

The distribution of this document is restricted by law. No action has been or will be taken by Barings to permit the possession or distribution of the document in any jurisdiction, where action for that purpose may be required. Accordingly, the document may not be used in any jurisdiction except under circumstances that will result in compliance with all applicable laws and regulations.

Any service, security, investment or product outlined in this document may not be suitable for a prospective investor or available in their jurisdiction.

Any information with respect to UCITS Funds is not intended for U.S. Persons, as defined in Regulation S under the U.S. Securities Act of 1933, or persons in any other jurisdictions where such use or distribution would be contrary to law or local regulation.

This is not an offer to sell or an invitation to apply for any product or service of Barings and is by way of information only. Before investing in any product we recommend that retail investors contact their financial adviser.

The Key Information Document (KIID) or Key Information Document (KID) must be received and read before investing. All other relevant documents relating to the product such as the Report and Accounts and the Prospectus should also be read. The information in this document does not constitute investment, tax, legal or other advice. Compensation arrangements under the Financial Services and Markets Act 2000 of the United Kingdom will not be available in respect of any offshore funds.

The KID is available on the relevant product page of www.barings.com and is available in the languages of the Member States in which the fund is registered. For information on investor rights and how to raise complaints please go to <https://www.barings.com/guest/content/terms-and-conditions>, which is available in English. Barings may terminate marketing at any time.

Copyright and Trademark

Copyright © 2026 Barings. Information in this document may be used for your own personal use, but may not be altered, reproduced or distributed without Barings' consent. The Barings name and logo design are trademarks of Barings and are registered in U.S. Patent and Trademark Office and in other countries around the world. All rights are reserved.

FOR PERSONS DOMICILED IN SWITZERLAND:

This is an advertising document.

The legal documents of the funds (prospectus, key investor information document and semi-annual or annual reports) can be obtained free of charge from the representatives named below.

For the sub-funds of Barings Umbrella Fund plc, the representative is UBS Fund Management (Switzerland) AG, Aeschenvorstadt 1, 4051 Basel and the paying agent is UBS Switzerland AG, Bahnhofstrasse 45, 8001 Basel.

For sub-funds of all other Barings UCITS, the representative and paying agent is BNP Paribas Securities Services, Paris, Succursale de Zurich, Selnaustrasse 16, 8002 Zurich

FOR SUB-FUNDS OR SCHEMES AUTHORIZED BY THE CENTRAL BANK OF IRELAND AND NOT AUTHORISED BY THE U.K.'S FINANCIAL CONDUCT AUTHORITY:

U.K. investors should note that the sub-fund is not covered by the U.K. Financial Ombudsman or the U.K. Financial Services Compensation scheme. U.K. Retail investors in the sub-fund have a right to access the alternative dispute resolution scheme in Ireland if they feel their complaint has not been dealt with to their satisfaction. However, U.K. investors will not have a right to access a compensation scheme in Ireland if either the Sub-Fund's management company or the depositary should become unable to meet its liabilities to investors. Investors should consider obtaining financial advice and review the Prospectus and Supplement before investing.

U.K.: The information contained in this document has been approved for issue in the United Kingdom by Baring Asset Management Limited, a firm authorized and regulated by the Financial Conduct Authority (FCA). Its registered office is at 20 Old Bailey, London, United Kingdom, EC4M 7BF.

EU: The information contained in this document has been approved for issue by Baring International Fund Managers (Ireland) Limited, a firm authorized and regulated by the Central Bank of Ireland. Its principal business office is at 3rd Floor—Building 3, Number 1 Ballsbridge, 126 Pembroke Rd, Dublin 4.