

This is a marketing communication. For Professional Clients and, in Switzerland, for Qualified Investors only. BNY Mellon Investments Switzerland GmbH is a financial services provider in Switzerland and is required to categorise clients, excluding financial intermediaries, in accordance with the Financial Services Act (FinSA). For the purposes of this communication, we have categorised you as a professional client. Professional clients are entitled to provide notification in writing if they wish to be re-categorised.

BNY Mellon Global Equity Income Fund

INVESTMENT MANAGER



Newton Investment Management: Newton seeks to deliver strong outcomes to its clients by taking an active, multidimensional and engaged investment approach, applied across its active equity, income, absolute-return (including fixed-income), multi-asset and

thematic strategies, and strategies with sustainability characteristics.

PERFORMANCE BENCHMARK

The Fund will measure its performance against the FTSE World TR Index (the "Benchmark").

However, as the Fund will typically purchase company shares that meet minimum yield thresholds, the Fund performance may differ from and, in certain conditions, underperform the Benchmark.

The Fund is actively managed, which means the Investment Manager has absolute discretion to invest outside the Benchmark subject to the investment objective and policies disclosed in the Prospectus. While the Fund's holdings may include constituents of the Benchmark, the selection of investments and their weightings in the portfolio are not influenced by the Benchmark. The investment strategy does not restrict the extent to which the Investment Manager may deviate from the Benchmark.

GENERAL INFORMATION

Total net assets (million)	\$ 695.25
Active Share (%)	94.2
Performance Benchmark	FTSE World TR
Lipper sector	Lipper Global - Equity Global Income
Fund type	OEIC
Fund domicile	Ireland
Fund manager	Robert Hay / Jon Bell
Base currency	USD
Currencies available	EUR, USD, GBP, CHF, SGD
Fund launch	29 Jul 2010
Investment vehicle name	BNY Mellon Global Funds, plc
SFDR Categorisation	Article 8

USD W SHARE CLASS DETAILS

Inception date	05 Dec 2012
Min. initial investment	\$ 15,000,000
Annual mgmt charge	0.75%
ISIN	IE00B90MJZ61
Registered for sale in:	AT, BE, CH, DE, DK, ES, FI, FR, GB, GG, IE, IT, JE, KR, LU, NL, NO, PT, SE, SG

Costs incurred when purchasing, holding, converting or selling any investment, will impact returns. Costs may increase or decrease as a result of currency and exchange rate fluctuations.

DEALING

09:00 to 17:00 each business day
Valuation point: 12:00 Dublin time

FUND RATINGS



Source & Copyright: Morningstar ratings © 2026 Morningstar. All Rights Reserved. Ratings are collected on the first business day of the month.

INVESTMENT OBJECTIVE

To generate annual distributions and to achieve long-term capital growth by investing predominantly in equity and equity-related global securities.

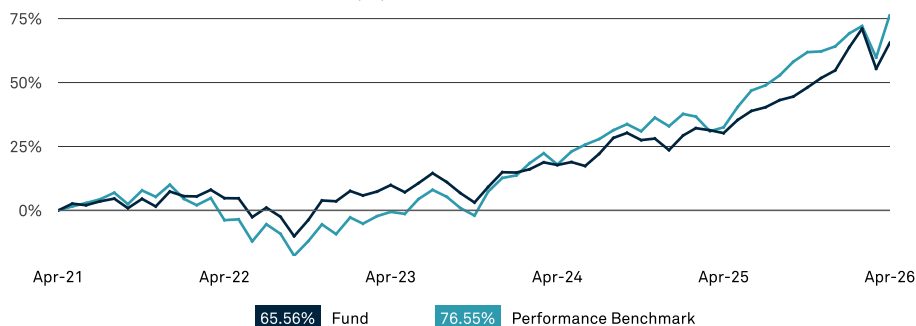
PERFORMANCE DISCLOSURE

Past performance is not a guide to future performance. The value of investments and the income received can fall as well as rise and investors may not get back the original amount invested.

Please refer to the prospectus, KID and other fund documents for a full list of risks and before making any investment decisions. Documents are available in English and in selected local languages where the fund is registered. Go to bny.com/investments.

Returns may increase or decrease as a result of currency fluctuations.

5 YEAR CUMULATIVE PERFORMANCE (%)



PERFORMANCE SUMMARY (%)

	1M	3M	YTD	1YR	Annualised					
					2YR	3YR	5YR			
USD W	6.53	1.08	6.99	27.13	18.57	14.62	10.60			
USD C (Inc.)	6.53	1.04	6.92	26.83	18.29	14.34	10.32			
Performance Benchmark	10.49	4.34	7.57	33.25	22.35	21.07	12.03			
	2016	2017	2018	2019	2020	2021	2022	2023	2024	2025
Fund	7.18	17.70	-6.25	25.53	4.95	14.55	-3.54	10.96	7.53	25.21
Performance Benchmark	8.65	24.09	-8.77	27.74	16.33	20.95	-17.54	24.18	17.96	23.48

ANNUAL PERFORMANCE TO LAST QUARTER END (%)

From	Mar 2021	Mar 2022	Mar 2023	Mar 2024	Mar 2025
To	Mar 2022	Mar 2023	Mar 2024	Mar 2025	Mar 2026
Fund	10.42	-0.63	10.65	10.56	18.32

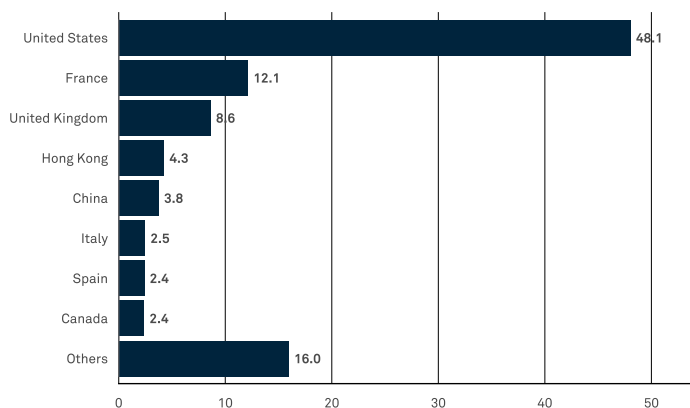
Source: Lipper. Fund performance of this share class is calculated as total return, based on net asset value, including charges, but excluding initial charge, income reinvested gross of tax, expressed in share class currency.

MORNINGSTAR ESG RISK RATINGS

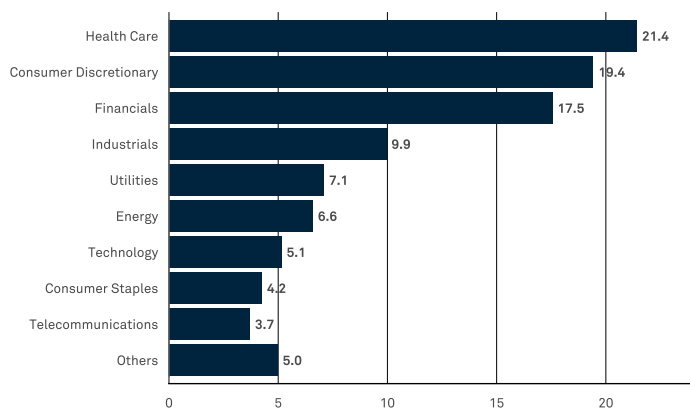


Out of 8681 Global Equity Large Cap global category funds as of 28/02/2026. Based on 99.61 % of AUM. Data is based on long positions only. The Morningstar ESG Risk Rating™ measures how well the issuing companies or countries of the investments within the Fund's portfolio are managing their financially material environmental, social and governance (ESG) risks relative to other funds within the same Morningstar Category. Ratings range from 1 globe (low) to 5 globes (high). Higher ratings indicate the Fund investments have lower ESG risk relative to peer funds. For full details of the rating methodology please refer to www.morningstar.com. © 2024 Morningstar. All rights reserved. The information contained herein: (1) is proprietary to Morningstar and/or its content providers; (2) may not be copied or distributed; and (3) is not warranted to be accurate, complete, or timely. Neither Morningstar nor its content providers are responsible for any damages or losses arising from any use of this information.

GEOGRAPHICAL ALLOCATION (%)



INDUSTRIAL ALLOCATION (%)



TOP 10 HOLDINGS (%)

	Fund
CME Group Inc. Class A	2.7
AIA Group Limited	2.5
Texas Instruments Incorporated	2.5
UnitedHealth Group Incorporated	2.5
Industria de Diseno Textil, S.A.	2.4
Intact Financial Corporation	2.4
Gilead Sciences, Inc.	2.2
Compagnie de Saint-Gobain SA	2.1
Publicis Groupe SA	2.0
Cisco Systems, Inc.	2.0

Source: BNY Mellon Investment Management EMEA Limited

FUND STATISTICS - 3 YEARS

Jensen Alpha	-0.16
Beta	0.76
Correlation	0.82
Annualised Information Ratio	-0.75
Annualised Sharpe Ratio	0.78
Annualised Tracking Error	7.35
R ²	0.68
Annualised Standard Deviation	11.55
Maximum Drawdown	-10.01
VaR Normal 95%	-4.36

