

Portfolio objective

The Fund primarily invests direct or indirect in asset-backed securities listed in euros or converted to euros, distributed over different issuers, collaterals, sectors and countries. The Fund invests primarily in RMBS (Residential Mortgage Backed Securities), CMBS (Commercial Mortgage Backed Securities), Consumer Loans, Car Loans, Credit Card loans, Whole Business (repackaging of companies / company divisions) and other assetbacked securities. The investment process is focused on the addition of value by means of an active selection policy for issuers, collaterals, sectors and countries.

Performance

Past performance does not predict future returns.

Annualized performance

	1MO	3MO	YTD	1YR	3YR	5YR	7YR	10YR	SI
Return Annualized (Net)	0.15	0.82	0.53	3.06	5.52	3.16	2.53	2.73	3.89
Benchmark Annualized	0.27	0.83	0.59	2.91	3.93	2.32	1.82	1.64	2.30

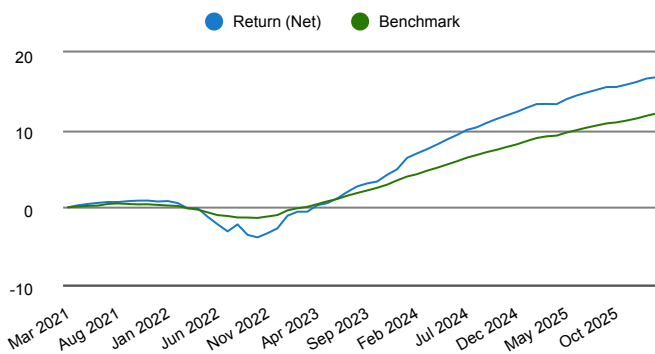
Discrete annual performance

The table below shows the rolling 12-month returns to the end of the reporting month in the year shown

	2026	2025	2024	2023	2022
Return (Net)	3.06	5.96	7.58	-1.11	0.54
Benchmark	2.91	4.48	4.41	-0.29	0.17

	2021	2020	2019	2018	2017
Return (Net)	0.34	1.63	-0.43	3.96	6.21
Benchmark	-0.03	1.19	-0.24	1.40	2.53

Cumulative five-year performance



The cumulative performance is based on total return data excluding management, service and entry or exit fees.

Key facts

Investment vehicle	Aegon Asset Management Europe ICAV
Fund Launch	11 November 2016
Share Class Launch	14 November 2016
Benchmark	BBG Euro Fixed and Floating Index
SFDR Classification	8
Fund Base Currency	EUR
Fund Size	8,964,033,704
NAV	12.44
Fund Structure	ICAV
Investment Manager	Aegon Investment Management B.V.
Sedol	BZ005D2
ISIN	IE00BZ005D22
Dividend Strategy	No dividend distribution
Valuation Point	23:00 GMT

Costs

Management Fee	0.25%
Service Fee	0.06%
Subscription Fee	0.10%
Redemption Fee	0.10%
Ongoing Charges Fee	0.31%

The service fee is inversely scaled related to the fund size. The maximum applicable service fee is presented. Aegon Asset Management applies partial ADL (Anti-Dilution Levy) which implies that the NAV of a fund is adjusted with the exit or entry fee only if the net cash flow exceeds a pre-determined limit. The cost of investing will impact your investment. The return will be reduced by the fees and expenses that may be incurred in managing the investment. Fees may have a compounding effect. The ongoing charge figure is based on the actual expenses incurred in 2025.

Statistics

	1YR	3YR	5YR	SI
Tracking Error Active (Net)	0.41	0.74	1.33	1.56
Information Ratio (Net)	0.34	2.05	0.63	0.99

Risk and reward profile



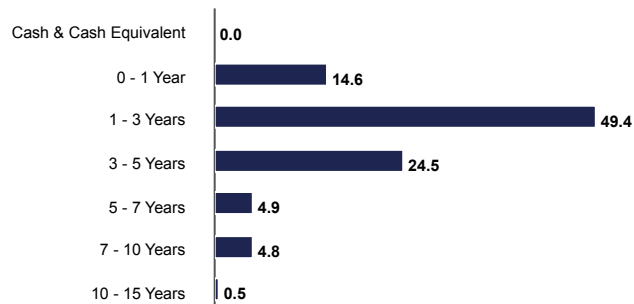
Portfolio data

	Portfolio	Benchmark
Number of Issuers	436	115
Number of Issues	682	186
Average Credit Quality	AA	AA+
Average Life (Yrs)	2.77	2.78
Yield to Maturity (%)	3.39	2.77
Modified Duration (Yrs)	.24	.21
Spread Duration (Yrs)	2.62	2.41

Sector allocation (%)

	Portfolio	Benchmark
CLO	24.1	0.0
RMBS	17.4	22.9
Consumer Loan	14.8	30.7
Buy-to-let	9.7	0.1
Non-conform	8.6	0.0
Auto	7.8	41.3
CMBS	6.0	0.0
Credit Card	4.1	0.0
Prime	3.1	0.0

Maturity allocation (%)



Currency allocation (%)

	Portfolio pre-hedge	Portfolio post-hedge
EUR	70.3	100.0
CHF	0.0	0.0
USD	0.1	0.0
GBP	29.6	0.0
AUD	0.0	0.0

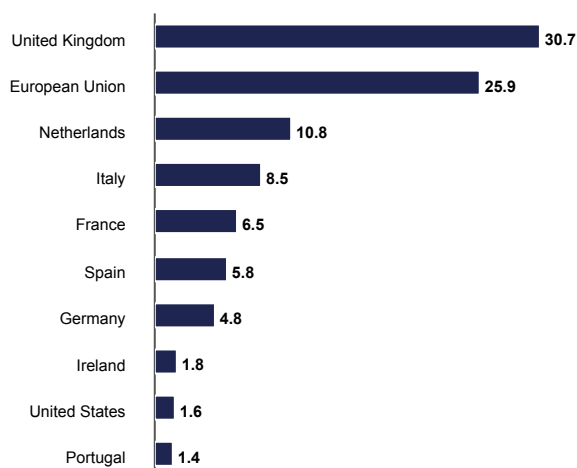
Top 10 holdings (%)

	Portfolio
PAVCP_25-1X-B 2036-01-25	1.3
ACAHB_25-1-A1 2062-12-27	1.2
GLION 2024-1-A 2060-10-23	1.2
PMFLLC_24-2-A 2060-01-16	1.1
SLMA_04-5X-A6 2039-10-25	1.1
GLION 2023-1-A 2065-07-23	1.0
OMHL_25-1-A 2059-10-31	0.9
SANR_1-A 2068-10-18	0.8
GOLDB 2025-1-A1 2044-12-20	0.8
JUPIT_1-BR 2055-07-20	0.8

Ratings allocation (%)

	Portfolio	Benchmark
AAA	49.9	64.1
AA	19.7	28.6
A	11.4	2.3
BBB	16.3	4.6
NR	1.4	0.4

Country allocation (%)



Disclosures

For Professional and Retail Investors. Capital is at risk.

Investment in the Fund carries with it a degree of risk. These investment risks are not purported to be exhaustive and potential investors should review the 'Risk Factors' section of the Prospectus carefully and consult with their professional advisers before making a subscription request for Shares. The investments of the Fund will be subject to market fluctuations, currency fluctuations, custody and settlement risks, registration risk and foreign exposure risk.

This is a marketing communication. Please refer to the following legal documents of the UCITS before making any final investment decisions.

Please refer to the Prospectus and the PRIIPs KID. The relevant documents can be found at aegonam.com. The principal risk of this product is the loss of capital. Past performance does not predict future returns. Outcomes, including the payment of income, are not guaranteed. All data is sourced to Aegon Asset Management (a trade name of Aegon Investment Management B.V.) unless otherwise stated. The document is accurate at the time of writing but is subject to change without notice. Data attributed to a third party ("3rd Party Data") is proprietary to that third party and/or other suppliers (the "Data Owner") and is used by Aegon Investment Management B.V. under license. 3rd Party Data: (i) may not be copied or distributed; and (ii) is not warranted to be accurate, complete or timely. None of the Data Owner, Aegon Investment Management B.V. or any other person connected to, or from whom Aegon Investment Management B.V. sources, 3rd Party Data is liable for any losses or liabilities arising from use of 3rd Party Data.

Aegon Asset Management Europe ICAV is an umbrella type open-ended investment company with variable capital, registered in the Republic of Ireland (Company No. C153036) at 25-28 North Wall Quay, International Financial Services Centre, Dublin 1. Board of Directors: M. Kirby, S. Donald and B. Wright. Aegon Asset Management Europe ICAV is regulated by the Central Bank of Ireland. Aegon Investment Management B.V (Aegon AM NL) is the appointed management company. Aegon AM NL (Chamber of Commerce number: 27075825) is registered with and supervised by the Dutch Authority for Financial Markets (AFM). Please note that not all sub-funds and share classes may be available in each jurisdiction. This content is marketing and does not constitute an offer or solicitation to buy any fund(s) mentioned. No promotion or offer is intended other than where the fund(s) is/are authorized for distribution.

Please visit <https://www.aegonam.com/about-us/contact-us/> for an English summary of investor rights and more information on access to collective redress mechanism.