


This is a marketing communication. For Professional Clients and, in Switzerland, for Qualified Investors only. BNY Mellon Investments Switzerland GmbH is a financial services provider in Switzerland and is required to categorise clients, excluding financial intermediaries, in accordance with the Financial Services Act (FinSA). For the purposes of this communication, we have categorised you as a professional client. Professional clients are entitled to provide notification in writing if they wish to be re-categorised.

BNY Mellon Dynamic U.S. Equity Fund

INVESTMENT MANAGER



Newton Investment Management: Newton seeks to deliver strong outcomes to its clients by taking an active, multidimensional and engaged investment approach, applied across its active equity, income, absolute-return (including fixed-income), multi-asset and thematic strategies, and strategies with sustainability characteristics.

The Fund transitioned investment manager on the 1st September 2021. Prior to this date it was managed by Mellon Investments Corporation, LLC.

INVESTMENT OBJECTIVE

To outperform the S&P 500® Net Total Return Index (the "Index") with a similar level of volatility to the Index over three to five years before fees and expenses.

PERFORMANCE BENCHMARK

The Fund will measure its performance against S&P 500® Net Total Return Index (the "Benchmark").

The Fund is actively managed, which means the Investment Manager has discretion over the selection of investments, subject to the investment objective and policies disclosed in the Prospectus. The Fund's equity holdings will be constituents of the Benchmark. The investment strategy allows flexibility for the Investment Manager to deviate from the Benchmark's positions whilst it maintains similar volatility to the benchmark over 5 years.

GENERAL INFORMATION

Total net assets (million)	\$ 60.78
Performance Benchmark	S&P 500 NR
Lipper sector	Lipper Global - Equity US
Fund domicile	Ireland
Fund manager	James H. Stavena/ Torrey Zaches
Base currency	USD
Currencies available	USD, EUR, GBP
Fund launch	03 Nov 2017
Investment vehicle name	BNY Mellon Global Funds, plc

USD W (ACC.) SHARE CLASS DETAILS

Inception date	03 Nov 2017
Min. initial investment	\$ 15,000,000
Annual mgmt charge	0.40%
ISIN	IE00BYZ8Y481
Registered for sale in:	AT, BE, CH, CL, CO, DE, DK, ES, FI, FR, GB, GG, IE, IT, JE, KR, LU, NL, NO, PE, PT, SE, SG, UY

Costs incurred when purchasing, holding, converting or selling any investment, will impact returns. Costs may increase or decrease as a result of currency and exchange rate fluctuations.

DEALING

09:00 to 17:00 each business day
Valuation point: 22:00 Dublin time

FUND RATINGS



Source & Copyright: Morningstar ratings © 2025 Morningstar. All Rights Reserved. Ratings are collected on the first business day of the month.

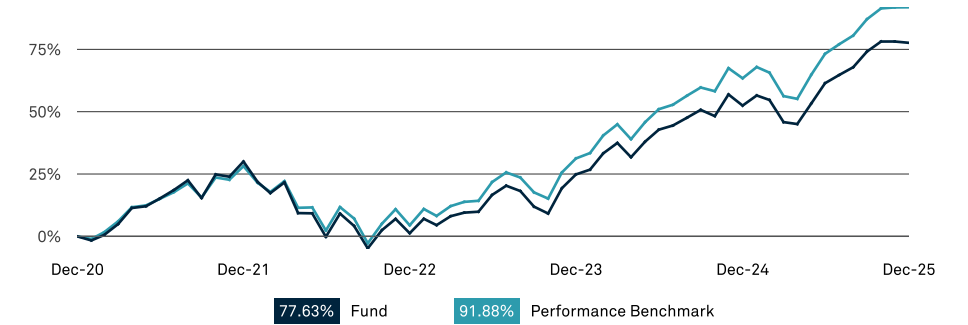
PERFORMANCE DISCLOSURE

Past performance is not a guide to future performance. The value of investments and the income received can fall as well as rise and investors may not get back the original amount invested.

Please refer to the prospectus, KID and other fund documents for a full list of risks and before making any investment decisions. Documents are available in English and in selected local languages where the fund is registered. Go to bny.com/ investments.

Returns may increase or decrease as a result of currency fluctuations.

5 YEAR CUMULATIVE PERFORMANCE (%)



PERFORMANCE SUMMARY (%)

	Annualised						
	1M	3M	YTD	1YR	2YR	3YR	5YR
USD W (Acc.)	-0.29	2.04	16.52	16.52	19.26	20.59	12.17
Performance Benchmark	0.03	2.56	17.43	17.43	20.88	22.46	13.91

	2016	2017	2018	2019	2020	2021	2022	2023	2024	2025
Fund	-	-	-7.31	36.51	18.46	30.01	-22.12	23.28	22.13	16.52
Performance Benchmark	11.23	21.10	-4.94	30.70	17.75	28.16	-18.51	25.67	24.50	17.43

ANNUAL PERFORMANCE TO LAST QUARTER END (%)

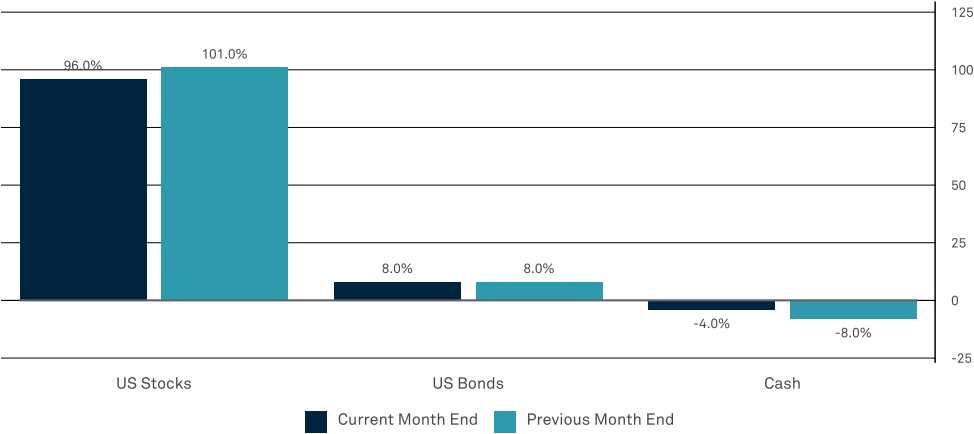
From	Dec 2020	Dec 2021	Dec 2022	Dec 2023	Dec 2024
To	Dec 2021	Dec 2022	Dec 2023	Dec 2024	Dec 2025
Fund	30.01	-22.12	23.28	22.13	16.52

Source: Lipper. Fund performance of this share class is calculated as total return, based on net asset value, including charges, but excluding initial charge, income reinvested gross of tax, expressed in share class currency.

Copyright © 2025, S&P Dow Jones Indices LLC.

All rights reserved. Reproduction of S&P 500 NR Index in any form is prohibited except with the prior written permission of S&P. S&P does not guarantee the accuracy, adequacy, completeness or availability of any information and is not responsible for any errors or omissions, regardless of the cause or for the results obtained from the use of such information. S&P DISCLAIMS ANY AND ALL EXPRESS OR IMPLIED WARRANTIES, INCLUDING, BUT NOT LIMITED TO, ANY WARRANTIES OF MERCHANTABILITY OR FITNESS FOR A PARTICULAR PURPOSE OR USE. In no event shall S&P be liable for any direct, indirect, special or consequential damages, costs, expenses, legal fees, or losses (including lost income or lost profit and opportunity costs) in connection with subscriber's or others' use of S&P 500 NR Index."

ASSET ALLOCATION (%)



TOP 10 HOLDINGS (%)

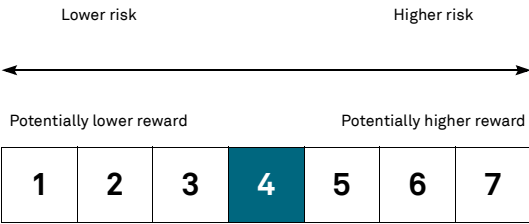
Company Name	Portfolio (%)
NVIDIA CORP	7.8
APPLE INC	6.9
MICROSOFT CORP	6.2
AMAZON COM INC	3.8
ALPHABET INC CLASS A	3.1
BROADCOM INC	2.8
ALPHABET INC CLASS C	2.5
META PLATFORMS INC CLASS A	2.5
TESLA INC	2.2
BERKSHIRE HATHAWAY INC CLASS B	1.6

FUND STATISTICS - 3 YEARS

Jensen Alpha	-0.14
Beta	1.01
Correlation	1.00
Annualised Information Ratio	-1.96
Annualised Sharpe Ratio	1.19
Annualised Tracking Error	0.79
R²	1.00
Annualised Standard Deviation	11.89
Maximum Drawdown	-9.28
VaR Normal 95%	-4.09

Source: BNY Mellon Investment Management EMEA Limited

SUMMARY RISK INDICATOR (SRI) - USD W (ACC.)



The Summary Risk Indicator is a number between 1 and 7 shown on all PRIIPs Key Information Documents (PRIIPs KID) to allow investors to compare funds’ risk and reward profiles. 1 is the lowest and 7 is the highest.

The risk category was calculated using historical performance data (or indicative fund performance during periods of suspension) and may not be reliable indication of the fund’s future risk profile. The fund’s risk category is not guaranteed to remain fixed. Please see the PRIIPs KID for more information.

HISTORIC YIELD (AS AT 30 NOVEMBER 2025)

Share class	Yield
USD W (Acc.)	0.78%

Historic yield is derived from the total dividends paid by the fund over the last twelve months. Yields are shown on a net basis, do not include any initial charge, and investors may be subject to tax on distribution.

IMPORTANT INFORMATION

For Professional Clients and, in Switzerland, for Qualified Investors only. Investment Managers are appointed by BNY Mellon Investment Management EMEA Limited (BNYMIM EMEA), BNY Mellon Fund Managers Limited (BNYMFM), BNY Mellon Fund Management (Luxembourg) S.A. (BNY MFML) or affiliated fund operating companies to undertake portfolio management activities in relation to contracts for products and services entered into by clients with BNYMIM EMEA, BNY MFML or the BNY Mellon funds. Portfolio holdings are subject to change, for information only and are not investment recommendations. Calls may be recorded. For more information visit our Privacy Policy. BNY is the corporate brand of The Bank of New York Mellon Corporation and may be used to reference the corporation as a whole and/or its various subsidiaries generally.

BNY Mellon Global Funds, plc (BNYMGF), is an open-ended investment company with variable capital (ICVC), with segregated liability between sub-funds. Incorporated with limited liability under the laws of Ireland and authorised by the Central Bank of Ireland as a UCITS Fund. The Management Company is BNY Mellon Fund Management (Luxembourg) S.A. (BNY MFML), regulated by the Commission de Surveillance du Secteur Financier (CSSF). Registered address: 2-4 Rue Eugène Ruppert L-2453 Luxembourg. Information on investor rights including the complaints handling policy and investor redress mechanisms is available at bny.com/investments.

The Manager may terminate the arrangements made for the marketing of one or more sub-funds of BNYMGF in one or more EU Member States and shareholders will receive prior notification in this event.

BNYMGF is authorised overseas but not in the UK. The Financial Ombudsman Service is unlikely to be able to consider complaints related to BNYMGF, its sub-funds, its operator or its depositary. Any claims for losses relating to the operator and the depositary of BNYMGF are unlikely to be covered under the compensation scheme. A prospective investor should consider getting financial advice before deciding to invest and should see the BNYMGF prospectus for more information.

In **Switzerland**, the Company is established as an open-ended umbrella type investment company under Irish law and the Sub-funds are authorised by FINMA for distribution to non-qualified investors in or from Switzerland. The Swiss representative and paying agent is REYL & Cie Ltd, Rue du Rhône 4, CH-1204 Geneva. Investors in Switzerland can obtain the documents of the Company, such as the Prospectus, the KIDs, the Memorandum and Articles of Association, the semi-annual and annual reports, each in their latest version as approved by FINMA, in English, and further information free of charge from the Swiss representative.

Issued in **Europe (ex-Switzerland)** by BNY Mellon Fund Management (Luxembourg) S.A. (BNY MFML), a public limited company (société anonyme) incorporated and existing under Luxembourg law under registration number B28166 and having its registered address at 2-4 Rue Eugène Ruppert L-2453 Luxembourg. BNY MFML is regulated by the Commission de Surveillance du Secteur Financier (CSSF). Issued in **Switzerland** by BNY Mellon Investments Switzerland GmbH, Bäregasse 29, CH-8001 Zürich, Switzerland.

MIS0036-300626

Issued on 13/01/2026