

This is a marketing communication. For Professional Clients and, in Switzerland, for Qualified Investors only. BNY Mellon Investments Switzerland GmbH is a financial services provider in Switzerland and is required to categorise clients, excluding financial intermediaries, in accordance with the Financial Services Act (FinSA). For the purposes of this communication, we have categorised you as a professional client. Professional clients are entitled to provide notification in writing if they wish to be re-categorised.

# BNY Mellon Mobility Innovation Fund

## INVESTMENT MANAGER



Newton Investment Management: Newton seeks to deliver strong outcomes to its clients by taking an active, multidimensional and engaged investment approach, applied across its active equity, income, absolute-return (including fixed-income), multi-asset and

thematic strategies, and strategies with sustainability characteristics.

The Fund transitioned investment manager on the 1<sup>st</sup> September 2021. Prior to this date it was managed by Mellon Investments Corporation, LLC.

## INVESTMENT OBJECTIVE

To achieve long-term capital growth by primarily gaining exposure to companies located worldwide that are focused on innovation in transportation and related technologies.

## PERFORMANCE BENCHMARK

The Fund will measure its performance against the MSCI AC World NR Index (the "Benchmark").

The Fund is actively managed, which means the Investment Manager has absolute discretion to invest outside the Benchmark subject to the investment objective and policies disclosed in the Prospectus. While the Fund's holdings may include constituents of the Benchmark, the selection of investments and their weightings in the portfolio are not influenced by the Benchmark. The investment strategy does not restrict the extent to which the Investment Manager may deviate from the Benchmark.

## GENERAL INFORMATION

Total net assets (million)	\$ 245.87
Performance Benchmark	MSCI AC World NR Index
Lipper sector	Mobility
Lipper Global - Equity Theme – EV and Future	OEIC
Fund type	Ireland
Fund domicile	Robert Zeuthen / Frank Goguen
Fund manager	USD
Base currency	EUR, USD, GBP, SGD, CHF, HKD
Currencies available	01 Aug 2018
Fund launch	BNY Mellon Global Funds, plc
Investment vehicle name	Article 8
SFDR Categorisation	

## USD W (ACC.) SHARE CLASS DETAILS

Inception date	01 Aug 2018
Min. initial investment	\$ 15,000,000
Annual mgmt charge	0.70%
ISIN	IE00BZ1HLV20
Registered for sale in:	AT, BE, CH, CL, CO, DE, DK, ES, FI, FR, GB, GG, IE, IT, JE, KR, LU, NL, NO, PE, PT, SE, SG, UY
Costs incurred when purchasing, holding, converting or selling any investment, will impact returns. Costs may increase or decrease as a result of currency and exchange rate fluctuations.	
Effective 11th October 2023, the fund benchmark was changed from MSCI AC World Mid Cap NR Index to MSCI AC World NR Index for all periods.	

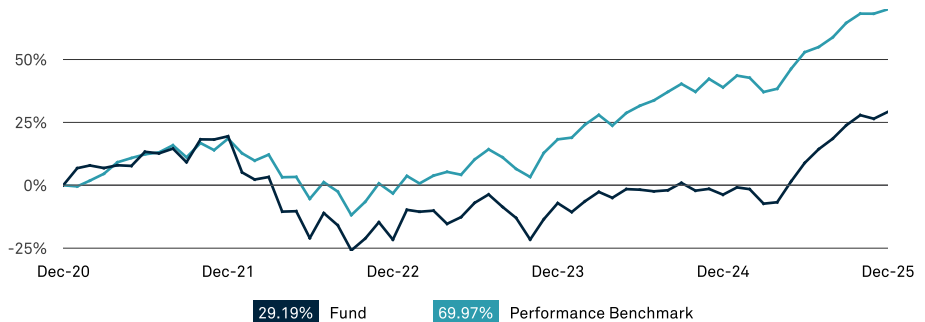
## PERFORMANCE DISCLOSURE

Past performance is not a guide to future performance. The value of investments and the income received can fall as well as rise and investors may not get back the original amount invested.

Please refer to the prospectus, KID and other fund documents for a full list of risks and before making any investment decisions. Documents are available in English and in selected local languages where the fund is registered. Go to [bny.com/](https://bny.com/) investments.

Returns may increase or decrease as a result of currency fluctuations.

## 5 YEAR CUMULATIVE PERFORMANCE (%)



## PERFORMANCE SUMMARY (%)

	1M	3M	YTD	1YR	Annualised		
USD W (Acc.)	2.16	4.31	34.21	34.21	17.90	18.10	5.25
Performance Benchmark	1.04	3.29	22.34	22.34	19.86	20.63	11.19
EUR C (Acc.)	0.82	4.15	18.04	18.04	14.03	14.23	5.84
Performance Benchmark	-0.15	3.34	7.86	7.86	16.25	16.85	12.10
CHF E (Acc.)	0.76	3.87	17.46	17.46	14.74	12.49	3.24
Performance Benchmark	-0.30	2.85	6.95	6.95	16.29	14.56	8.78

	2016	2017	2018	2019	2020	2021	2022	2023	2024	2025
Fund	-	-	-	28.88	51.04	19.48	-34.39	18.51	3.62	34.21
Performance Benchmark	7.86	23.97	-9.41	26.60	16.25	18.54	-18.36	22.20	17.49	22.34

## ANNUAL PERFORMANCE TO LAST QUARTER END (%)

From	Dec 2020	Dec 2021	Dec 2022	Dec 2023	Dec 2024
To	Dec 2021	Dec 2022	Dec 2023	Dec 2024	Dec 2025
Fund	19.48	-34.39	18.51	3.62	34.21

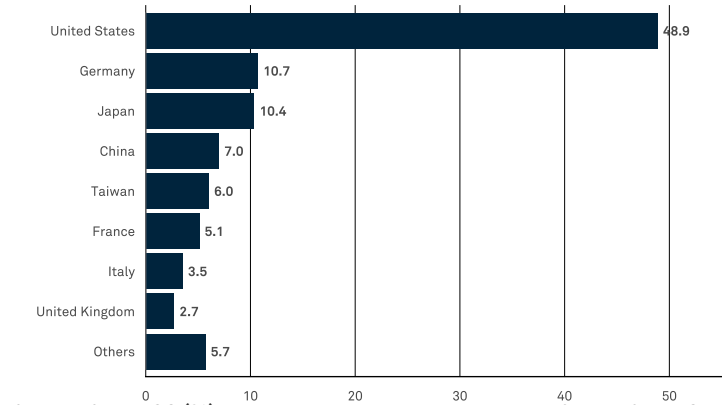
Source: Lipper. Fund performance of this share class is calculated as total return, based on net asset value, including charges, but excluding initial charge, income reinvested gross of tax, expressed in share class currency.

## MORNINGSTAR ESG RISK RATINGS

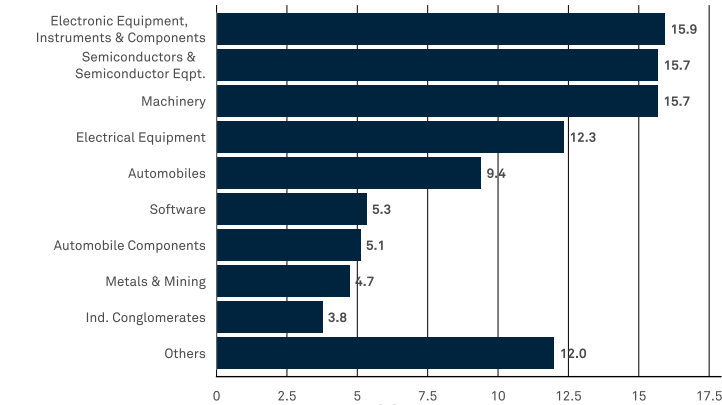


Out of 1400 Technology Sector Equity global category funds as of 31/10/2025. Based on 100 % of AUM. Data is based on long positions only. The Morningstar ESG Risk Rating™ measures how well the issuing companies or countries of the investments within the Fund's portfolio are managing their financially material environmental, social and governance (ESG) risks relative to other funds within the same Morningstar Category. Ratings range from 1 globe (low) to 5 globes (high). Higher ratings indicate the Fund investments have lower ESG risk relative to peer funds. For full details of the rating methodology please refer to [www.morningstar.com](https://www.morningstar.com). © 2024 Morningstar. All rights reserved. The information contained herein: (1) is proprietary to Morningstar and/or its content providers; (2) may not be copied or distributed; and (3) is not warranted to be accurate, complete, or timely. Neither Morningstar nor its content providers are responsible for any damages or losses arising from any use of this information.

GEOGRAPHICAL ALLOCATION (%)



INDUSTRIAL ALLOCATION (%)



TOP 10 HOLDINGS (%)

	Fund
Amphenol Corporation Class A	4.1
Infineon Technologies AG	3.3
TE Connectivity plc	3.2
Taiwan Semiconductor Manufacturing Co., Ltd.	3.1
Delta Electronics, Inc.	2.9
NVIDIA Corporation	2.8
Synopsys, Inc.	2.7
Alphabet Inc. Class A	2.5
Hitachi, Ltd.	2.3
Shenzhen Inovance Technology Co., Ltd Class A	2.3

DEALING

09:00 to 17:00 each business day  
Valuation point: 22:00 Dublin time

FUND CHARACTERISTICS

	Fund	Perf. B'mark
Price to Earnings using FY2 Est	19.2	18.5
P/E using FY1 Est ( Incl. Negative Values )	31.7	21.3
PEG using FY1 Est	2.8	4.4
Est 3-5 Yr EPS Growth	14.3	12.2
Market Capitalization (Billions)	272.4	833.4
Net Debt/EBITDA (exFinancials)	0.3	1.5

FUND STATISTICS - 3 YEARS

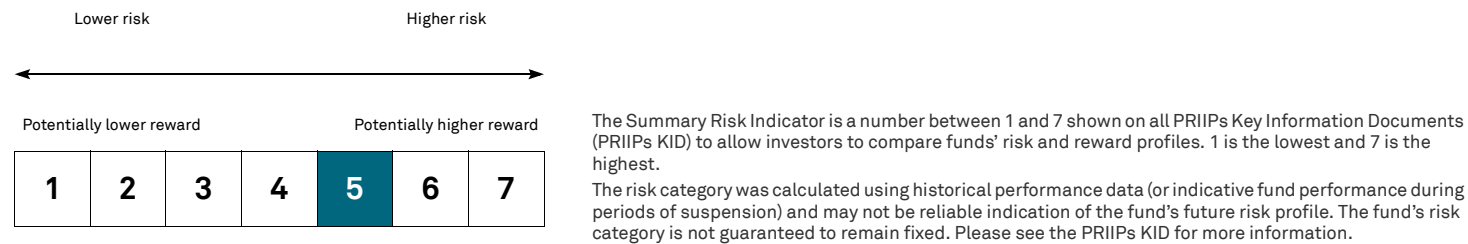
Jensen Alpha	-0.54
Beta	1.30
Correlation	0.84
Annualised Information Ratio	-0.21
Annualised Sharpe Ratio	0.70
Annualised Tracking Error	9.90
R²	0.71
Annualised Standard Deviation	17.33
Maximum Drawdown	-18.61
VaR Normal 95%	-6.82

FUND RATINGS



Source & Copyright: Morningstar ratings © 2025 Morningstar. All Rights Reserved. Ratings are collected on the first business day of the month.  
Source: BNY Mellon Investment Management EMEA Limited

SUMMARY RISK INDICATOR (SRI) - USD W (ACC.)



SHARE CLASS TABLE

	ISIN	Sedol	WKN	AMC		ISIN	Sedol	WKN	AMC
EUR C (Acc.)	IE00BZ199X65	BZ199X6	A2PWN1	0.90%	CHF E (Acc.)	IE00BD05S565	BD05S56	A2N8TJ	0.40%

HISTORIC YIELD (AS AT 30 NOVEMBER 2025)

Share class	Yield
USD W (Acc.)	0.21%
EUR C (Acc.)	0.08%
CHF E (Acc.)	0.52%

Historic yield is derived from the total dividends paid by the fund over the last twelve months. Yields are shown on a net basis, do not include any initial charge, and investors may be subject to tax on distribution.

IMPORTANT INFORMATION

**For Professional Clients and, in Switzerland, for Qualified Investors only. Investment Managers are appointed by BNY Mellon Investment Management EMEA Limited (BNYMIM EMEA), BNY Mellon Fund Managers Limited (BNYMFML), BNY Mellon Fund Management (Luxembourg) S.A. (BNY MFML) or affiliated fund operating companies to undertake portfolio management activities in relation to contracts for products and services entered into by clients with BNYMIM EMEA, BNY MFML or the BNY Mellon funds.** Portfolio holdings are subject to change, for information only and are not investment recommendations. Calls may be recorded. For more information visit our Privacy Policy. BNY is the corporate brand of The Bank of New York Mellon Corporation and may be used to reference the corporation as a whole and/or its various subsidiaries generally.

BNY Mellon Global Funds, plc (BNYMGF), is an open-ended investment company with variable capital (ICVC), with segregated liability between sub-funds. Incorporated with limited liability under the laws of Ireland and authorised by the Central Bank of Ireland as a UCITS Fund. The Management Company is BNY Mellon Fund Management (Luxembourg) S.A. (BNY MFML), regulated by the Commission de Surveillance du Secteur Financier (CSSF). Registered address: 2-4 Rue Eugène Ruppert L-2453 Luxembourg. Information on investor rights including the complaints handling policy and investor redress mechanisms is available at [bny.com/investments](https://bny.com/investments).

The Manager may terminate the arrangements made for the marketing of one or more sub-funds of BNYMGF in one or more EU Member States and shareholders will receive prior notification in this event.

BNYMGF is authorised overseas but not in the UK. The Financial Ombudsman Service is unlikely to be able to consider complaints related to BNYMGF, its sub-funds, its operator or its depositary. Any claims for losses relating to the operator and the depositary of BNYMGF are unlikely to be covered under the compensation scheme. A prospective investor should consider getting financial advice before deciding to invest and should see the BNYMGF prospectus for more information.

In **Switzerland**, the Company is established as an open-ended umbrella type investment company under Irish law and the Sub-funds are authorised by FINMA for distribution to non-qualified investors in or from Switzerland. The Swiss representative and paying agent is REYL & Cie Ltd, Rue du Rhône 4, CH-1204 Geneva. Investors in Switzerland can obtain the documents of the Company, such as the Prospectus, the KIDs, the Memorandum and Articles of Association, the semi-annual and annual reports, each in their latest version as approved by FINMA, in English, and further information free of charge from the Swiss representative.

Issued in **Europe (ex-Switzerland)** by BNY Mellon Fund Management (Luxembourg) S.A. (BNY MFML), a public limited company (société anonyme) incorporated and existing under Luxembourg law under registration number B28166 and having its registered address at 2-4 Rue Eugène Ruppert L-2453 Luxembourg. BNY MFML is regulated by the Commission de Surveillance du Secteur Financier (CSSF). Issued in **Switzerland** by BNY Mellon Investments Switzerland GmbH, Bäregasse 29, CH-8001 Zürich, Switzerland.

MIS0036-300626

Issued on 14/01/2026