

Invesco Sustainable Global Systematic Equity Fund

Z (EUR Hgd)-Accumulation Shares

SEDOL: BYY2M58 | ISIN: LU1380457652 | Bloomberg code: INGSZAE LX

Why invest in this fund

- 1 The Fund invests in a diversified global portfolio of equities, focusing on companies meeting ESG criteria, with an emphasis on environmental issues.
- 2 The investment team uses a multi-factor stock selection approach, integrating ESG criteria, exclusions, best-in-class methods, and UN Global Compact screening while aiming to avoid controversial activities.
- 3 Invesco Quantitative Strategies has specialized in factor investing for over 40 years, with 30 years of experience in sustainable investment strategies.

This marketing communication is for Professional investors and may also be used by financial intermediaries in the United States, as defined in the important information section. Investors should read the legal documents prior to investing.

Investment risks

For complete information on risks, refer to the legal documents. The value of investments and any income will fluctuate (this may partly be the result of exchange rate fluctuations) and investors may not get back the full amount invested. The lack of common standards may result in different approaches to setting and achieving ESG objectives. In addition, the respect of the ESG criteria may cause the Fund to forego certain investment opportunities.

Fund objective

The Fund aims to achieve long-term capital growth. The Fund seeks to achieve its objective by investing primarily in a diversified portfolio of equities or equity-related securities of companies worldwide which meet the Fund's environmental, social and governance (ESG) criteria with a particular focus on environmental issues. For the full objectives and investment policy please consult the current prospectus. The investment concerns the acquisition of units in an actively managed fund and not in a given underlying asset.

Fund overview

Portfolio managers (Fund tenure)	Georg Elsaesser (2023), Manuela von Ditfurth (2023)
Total net assets	EUR 346.97 million
Original fund launch date	21 November 1966
Share class launch date	11 May 2016
Reposition date	08 April 2021
Legal status	Luxembourg SICAV with UCITS status
Share class currency	EUR
Current NAV	EUR 17.49
Benchmark index	MSCI World Index (USD)

Name changed from Invesco Sustainable Global Structured Equity Fund on 24 March 2025. The Fund objective also changed.

Top 10 holdings

(% of total market value)

	Fund	Index
Alphabet	2.3	4.7
Microsoft	2.3	3.3
NVIDIA	2.3	5.6
Johnson & Johnson	1.6	0.6
Analog Devices	1.4	0.2
Bank of New York Mellon Corp	1.3	0.1
TJX Cos	1.3	0.2
AT&T	1.2	0.2
SoftBank	1.2	0.1
Travelers Cos	1.2	0.1

Portfolio characteristics

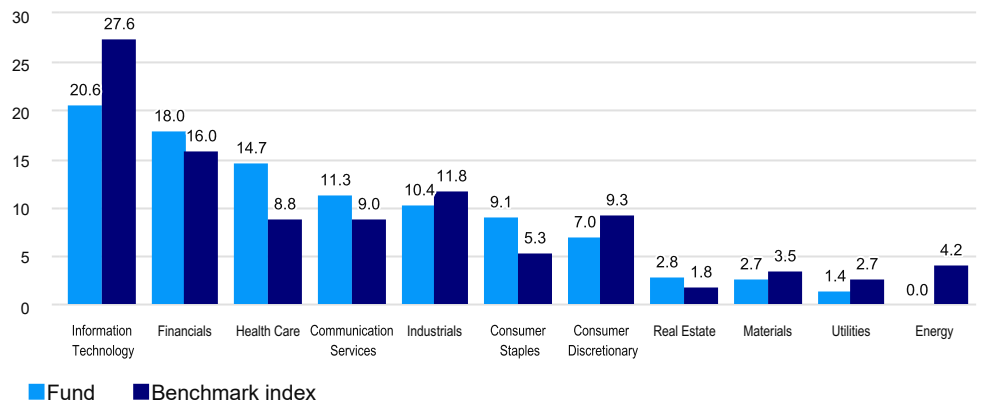
Total number of holdings	253
Weighted avg market cap	USD 337,481.40 million

Risk indicator

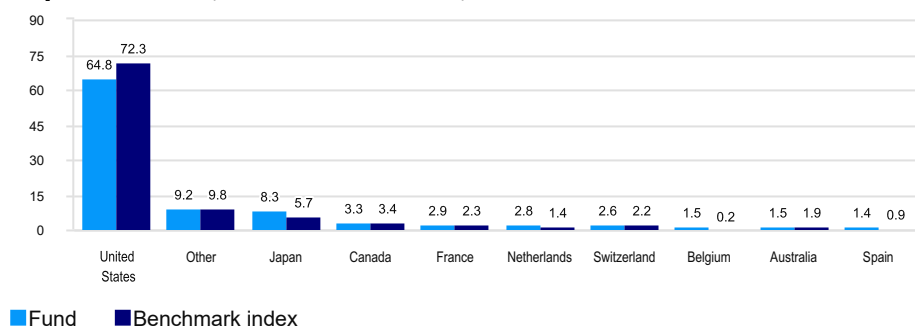


The Risk indicator is subject to change and is correct based on the data available at the time of publication.

Sector breakdown (% of total market value)



Top countries (% of total market value)



The allocation of stock is based on country of risk.

Past performance does not predict future returns. Data points are as at month end.

Performance



Cumulative performance (%)

	1 year	3 years	5 years	5 years ACR*
Fund	13.72	44.55	42.08	7.28

*ACR - Annual Compound Return

Calendar year performance (%)

	2025	Since inception (annualised)
Fund	15.59	7.53

Standardised rolling 12-month performance (%)

	04.16	04.17	04.18	04.19	04.20	04.21	04.22	04.23	04.24	04.25
Fund	-	-	-	-	-	2.44	-4.04	13.55	11.94	13.72

The track record of the Share class is shown from 08 April 2021 onwards as the name of the Fund and the objective changed on that date. The performance data shown does not take account of the commissions and costs incurred on the issue and redemption of units. Returns may increase or decrease as a result of currency fluctuations. Source: © 2026 Invesco. Gross income re-invested to 30 April 2026 unless otherwise stated. All performance data on this factsheet is in the currency of the share class.

Market capitalisation breakdown (%)

Large cap	95.6
Mid cap	2.6
Cash	0.5
Not available	1.2

"Not available" category refers to securities whose market capitalisation value was not available at time of document production.

Benchmark index

Previous Benchmark: MSCI World Index USD-Hedged (Net Total Return) up to 7 April 2021.

Important information

This marketing communication is for Professional investors in Austria, Belgium, Switzerland, Germany, Spain, Finland, France, Greece, Isle of Man, Italy, Luxembourg, Netherlands, Portugal. Investors should read the legal documents prior to investing. This communication may also be used by financial intermediaries in the United States as defined below. By accepting this material, you consent to communicate with us in English, unless you inform us otherwise.

This is marketing material and not financial advice. It is not intended as a recommendation to buy or sell any particular asset class, security or strategy. Regulatory requirements that require impartiality of investment/investment strategy recommendations are therefore not applicable nor are any prohibitions to trade before publication. Views and opinions are based on current market conditions and are subject to change. For information on our funds and the relevant risks, refer to the Key Information Documents/Key Investor Information Documents (local languages) and Prospectus (English, French, German, Spanish, Italian), and the financial reports, available from www.invesco.eu. A summary of investor rights is available in English from www.invesco.com/lu-manco/en/home.html. The management company may terminate marketing arrangements. Not all share classes of this fund may be available for public sale in all jurisdictions and not all share classes are the same nor do they necessarily suit every investor. Please refer to the most up to date Prospectus for details of the minimum investment amount. Any investment decision should take into account all the characteristics of the Fund as described in the legal documents. For sustainability related aspects, please refer to: www.invesco.com/lu-manco/en/home.html.

Issued by Invesco Management S.A., President Building, 37A Avenue JF Kennedy, L-1855 Luxembourg, regulated by the Commission de Surveillance du Secteur Financier, Luxembourg. Invesco Asset Management (Schweiz) AG acts as representative for the funds distributed in Switzerland. Paying agent in Switzerland: BNP PARIBAS, Paris, Zurich Branch, Selnaustrasse 16 8002 Zürich. The Prospectus, Key Information Document, financial reports and articles of incorporation may be obtained free of charge from the Representative. The funds are domiciled in Luxembourg. **Portugal:** The issuer is authorized to provide financial services in Portugal and is regulated by the Commission de Surveillance du Secteur Financier, Luxembourg. **Additional information for financial intermediaries in the United States:** This document is intended for distribution to US financial intermediaries for informational purposes and in relation to their activities with offshore clients only. The Funds are not registered under any US securities law, and may not be offered or sold directly or indirectly in the US, its territories or possessions, nor to any US persons, citizens or residents. The Fund must not be marketed on US soil. Issued in the US by Invesco Distributors, Inc., 11 Greenway Plaza, Suite 1000, Houston, Texas 77046, USA. Invesco Distributors, Inc. is the appointed US sub-distributor of the Invesco Funds SICAV. All entities are indirect, wholly owned subsidiaries of Invesco Ltd.

Contact information

Email: enquiry@invesco.com
www.invesco.com

Costs and charges of the Fund

For further information on charges that apply to each share class of the Fund, please refer to the relevant Key Information Documents: www.invesco.com/lu-manco/en/home.html.

Glossary

ACR / Annual Compound Return: Compound returns represent the cumulative effect that gains and losses have on invested capital over time. Annual Compound Return is the annual rate of return that would be required for an investment to grow from its starting balance to its ending balance.

Benchmark index: A standard against which an investment fund or portfolio is measured to give an indication of relative performance.

Cash and cash equivalents (CCE): The liquid assets on a company's balance sheet. Cash includes currency and demand deposits, while cash equivalents are short-term, highly liquid investments. For accounting purposes, the cash and cash equivalent figure may include the notional cost of futures (a type of derivative). This notional amount will be negative when the Fund is buying futures and positive when the Fund is selling futures.

Commodities: Basic physical goods such as energy, metals, or agricultural products, that are interchangeable within their category and traded on global markets.

Country of risk: Used to classify stocks, identifies the main country of operations/ exposure of a firm.

Distribution frequency: How often dividends and/or interest generated by an investment product are disbursed to investors.

Holdings: The contents of an investment portfolio or fund, including any products like equities, bonds or ETFs.

Market capitalisation: How much a company is worth as determined by the stock market. Calculated as the total market value of all shares.

Volatility: The degree to which the price of a financial asset fluctuates over time, indicating how much and how quickly its value tends to rise or fall.

ESG information

ESG characteristics

Invesco Sustainable Global Systematic Equity Fund (the fund) follows an ESG integrated multi-factor Low Volatility strategy. While strict ESG filters are applied, the investment team aims at earning factor premiums, using their proven multi-factor investment approach which considers Momentum, Quality and Value. The fund invests in Global listed equities. The consideration of sustainability criteria is an integral part of every step of our investment process.

SFDR (see Glossary)

The fund complies with article 8 of SFDR (the EU's Sustainable Finance Disclosure Regulation) in that it promotes environmental or social characteristics, and in that the companies in which investments are made follow good governance practices. More information is available at www.invesco.com/lu-manco/en/home.html

Invesco's approach to ESG

Invesco has an investment-led ESG approach. We provide a comprehensive range of ESG-focused capabilities that enable clients to express their values through investing. Where appropriate, for certain funds, we also integrate financially material ESG considerations, taking into account critical factors that help us deliver strong outcomes to clients.

ESG characteristics¹

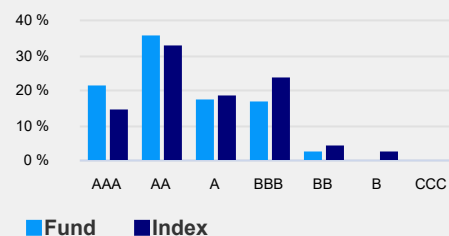
	Fund	Index
ESG fund rating (AAA-CCC)	AA	A
ESG quality score (0-10)	7.3	6.8
Environmental pillar score	6.3	5.9
Social pillar score	5.1	4.9
Governance pillar score	6.2	5.9
ESG % coverage	96.4	98.6

Carbon characteristics²

	Fund	Index
Financed emissions scope 1+2 (tCO ₂)	3,896.2	363.7
Financed emissions scope 3 (tCO ₂)	84,592.5	5,178.3
Relative Carbon Footprint scope 1+2+3 (tCO ₂ e/USD M invested)	221.4	449.5
Wtd Avg Carbon Intensity scope 1+2 (tCO ₂ e/USD M invested)	23.8	93.7
Wtd Avg Carbon Intensity scope 3 (tCO ₂ e/USD M invested)	609.8	1,222.2
% Carbon coverage (excluding cash)	98.1	99.9

MSCI ESG rating distribution¹

This shows the distribution of ESG ratings across the underlying holdings from AAA (best) to CCC (worst).



ESG trend momentum¹

The percentage of holdings held by the Fund that have improved their ESG rating, (positive), have no change (stable) or worsened (negative) since the previous rating.

Trend	Fund	Index
Positive	12.6%	12.2%
Stable	75.6%	80.0%
Negative	9.1%	6.8%
Unrated	2.7%	1.1%

ESG rating distribution by sector^{1,3}

	AAA	AA	A	BBB	BB	B	CCC	NR
Communication services	2.9%	2.1%	1.4%	4.9%	-	-	-	-
Consumer discretionary	0.7%	0.8%	2.1%	3.4%	-	-	-	-
Consumer staples	2.3%	3.5%	1.9%	0.3%	1.0%	0.2%	-	-
Energy	-	-	-	-	-	-	-	-
Financials	6.2%	6.7%	3.5%	1.1%	0.5%	-	-	-
Health care	2.3%	6.6%	1.6%	2.7%	0.9%	-	0.2%	-
Industrials	1.9%	2.5%	2.1%	2.4%	0.2%	-	-	-
Information technology	4.4%	11.9%	3.4%	1.3%	0.4%	-	-	-
Materials	0.4%	1.3%	0.8%	-	0.1%	0.1%	-	-
Real estate	0.2%	0.5%	0.1%	1.1%	-	-	-	0.8%
Utilities	0.4%	-	1.0%	-	-	-	-	-
Other	-	-	-	-	-	-	-	-

¹ ESG data is sourced from MSCI at the security level and ESG metrics are calculated by FE FundInfo, replicating the MSCI methodology, using the underlying holdings of the portfolio. For more details, please see MSCI's methodology www.msci.com/indexes/index-resources/index-methodology

² Carbon characteristics are sourced from ISS. Latest climate dataset based on the data available at the time of publication.

³ The ESG rating distribution table does not include cash positions and therefore may not total 100%.

Climate-based exclusions	Fund
Thermal coal extraction	Yes
Thermal coal power generation	Yes
Unconventional oil and gas	Yes
Oil and gas (conventional)	Yes
Chemicals of concern	Yes
Nuclear power	Yes

Non-climate-based exclusions	Fund
Controversial weapons	Yes
Tobacco	Yes
UN Global compact status	Non-compliant
Nuclear weapons outside the Non-Proliferation Treaty	Yes
Recreational cannabis	Yes
Military contracting	Yes
Civilian firearms	Yes
Adult entertainment	No
Gambling	No
Alcohol	No

Responsible investment approach	Fund
ESG integration	Yes
Negative screen / Positive allocation	Yes
Sustainable investments	Yes
Impact fund	No
Engagement	Yes
Voting (Equities only)	Yes

Exclusion criteria

The exclusion criteria may vary depending on the activity from zero tolerance to exclusions based on % of revenue. For further details on the revenue threshold applied to specific exclusions please refer to the Sustainability-related disclosures on the website of the Management Company: www.invesco.com/lu-manco/en/home.html

Exclusion criteria definitions are as follows:

Thermal coal extraction: The company extracts thermal coal.

Thermal coal power generation: The company generates electricity from thermal coal.

Unconventional oil and gas: The company is involved in oil and gas exploration in the Arctic and/or extracts oil sands and/or is involved in shale energy exploration/production.

Oil and gas (conventional): The company is involved in oil and gas exploration and production.

Chemicals of concern: The company produces chemicals which are banned by the three international conventions: UNEP Stockholm Convention, OSPAR Convention, the Montreal Protocol on Substances that Deplete the Ozone Layer.

Nuclear power: The company generates power from nuclear sources or derives revenue from developing products or services that support the nuclear power industry.

Controversial weapons: Companies that have been identified as having ties to controversial weapons, including cluster munitions,

anti-personnel landmines, weapons containing depleted uranium, biological and chemical weapons.

Tobacco: The company manufactures tobacco products and/or supplies tobacco-related products/services.

UN Global compact status: Companies that have been identified as “non-compliant” under the United Nations Global Compact by Sustainalytics.

Nuclear weapons outside the Non-Proliferation Treaty: The company is involved in the manufacture of nuclear weapons or their tailor made components AND these weapons are distributed to a country that is not a declared nuclear power under the Treaty on the Non-Proliferation of Nuclear Weapons.

Recreational cannabis: The company is involved in or has ties to revenue from recreational cannabis.

Military contracting: The company derives revenue from the manufacturing of weapons / weapon components or from providing tailor-made products or services to the army or the defense industry.

Civilian firearms: The company derives revenue from the manufacturing of small arms designed and marketed for the civilian market. This includes the manufacturing and retail of civilian firearms.

Adult entertainment: The company derives revenue from adult entertainment. This includes sex shops, producers of adult movies, cinemas that show adult movies, adult entertainment magazines, and the broadcasting of adult entertainment.

Gambling: The company derives revenue from gambling. This includes companies that own casinos, offer bookmaking or online gambling, or manufacture gambling products (e.g. slot machines), etc.

Alcohol: The company derives revenue from alcoholic beverages. This includes producers as well as distributors or owners of retail stores that sell alcoholic beverages.

Responsible investment approach definitions are as follows:

ESG integration: The process of including ESG factors in the fundamental financial analysis of companies and investments.

Negative screen / Positive allocation: A process that either excludes a portion of the investment universe that score badly on ESG criteria, focuses upon companies engaged in positive activities for the community or natural world, such as recycling, education or public transport or a combination of both.

Sustainable investments: An investment in an economic activity that meets the definition of a Sustainable Investment per Article 2 (17) of the SFDR.

Impact fund: Funds managed with the intention of generating positive, measurable social and environmental impacts, where impact has priority over financial performance.

Engagement: The process of communicating with representatives of a company as a shareholder with the aim of improving their behaviour and policies.

Voting (Equities only): Also known as Proxy Voting, it is a form of voting whereby the fund manager casts votes on behalf of their mutual fund shareholders on a variety of issues, that may include the election of board members, merger or acquisition approvals, or approving a stock compensation plan.

Glossary

ESG characteristics: Environmental, social, and governance (ESG) information is a critical part of corporate and investment strategy and embedding material sustainability considerations into corporate and investment decisions is integral to long-term success from both financial and sustainability perspectives.

MSCI ESG fund rating: The Fund's ESG rating is designed to assess the resilience of the fund's aggregate holdings to long-term, financially relevant ESG risks and should facilitate the ability to rank or screen mutual funds and ETFs on a AAA to CCC ratings scale. This rating aims to provide fund level transparency and measures the ESG characteristics of the total portfolio. It is calculated as a direct mapping of MSCI ESG quality scores to letter rating categories. ESG leaders are holdings with an ESG rating of AAA or AA (best in class), and ESG Laggards are holdings with an ESG rating of B or CCC.

MSCI ESG quality score: Calculated as the weighted average of the underlying holding's ESG scores, excluding any underlying holding where this information is not available. It is provided on a 0-10 scale, with 0 and 10 being the respective lowest and highest possible scores. MSCI scores underlying holdings according to their exposure to and management of key ESG issues, which are divided into three pillars: environmental, social and governance.

- **Environmental pillar score:** Provides an assessment of environmental factors including emissions, carbon footprint, fossil fuel usage and sustainable opportunities.
- **Social pillar score:** Relates to the operating environment of an underlying holding, including labour management, product liabilities, and health and safety.
- **Governance pillar score:** Provides an assessment of risk and management practices related to Corporate Governance and Corporate Behaviour.

ESG % coverage: The percentage of the fund and index where MSCI ESG research data is available.

Financed emissions: Measure the greenhouse gas emissions associated with the investment. This figure represents the absolute overall exposure of the fund and is dependent on AUM, hence an increase in the AUM will cause the finance emissions to increase and vice versa. The fund AUM is used to calculate the index's financed emissions which will also increase or decrease depending on the AUM size.

Scope 1: Covers direct emissions from owned or controlled sources.

Scope 2: Covers indirect emissions from the generation of purchased electricity, steam, heating and cooling consumed by the reporting company.

Scope 3: Includes all other indirect emissions that occur in a company's value chain.

Relative carbon footprint: The measure of the impact of activities on the amount of greenhouse gases produced, such as burning fossil fuels. Measured as Scope 1+2+3 Emissions per USD 1M invested.

Wtd avg (weighted average) carbon intensity: The underlying holdings exposure to carbon intensive holdings, calculated as the weighted average of the constituent's intensity metrics: Scope 1+2 and Scope 3 emissions per USD 1M revenue for corporates and total country carbon emissions per USD 1M GDP for government bonds.

% Carbon coverage (excluding cash): This represents the % weighting of the Fund/Benchmark for which carbon data is available.

References to regulations

SFDR: Part of the EU's Sustainable Finance Action Plan, the Sustainable Finance Disclosure Regulation aims to promote transparency on sustainability by ensuring that participants in the financial services sector provide consistent information to clients in relation to the sustainability of the products and services they provide.

Important information

The information presented in this section is for illustrative purposes only. Providing this information is not indicative of how or whether ESG factors will be integrated into the fund. Unless otherwise stated in the legal offering documents, the ESG information provided in this document does not change the fund's investment objective or policy or constrain the fund's investable universe. Ratings may vary from one rating agency to another. A rating may change over time and is not a guarantee of future performance of the fund.

Certain information © 2026 MSCI ESG Research LLC. Reproduced by permission, no further distribution. This report contains certain information (the "Information") sourced from MSCI ESG Research LLC, or its affiliates or information providers (the "ESG Parties"). The information may only be used for your internal use, may not be reproduced or disseminated in any form and may not be used as a basis for or a component of any financial instruments or products or indices. Although they obtain information from sources they consider reliable, none of the ESG Parties warrants or guarantees the originality, accuracy and/or completeness, of any data herein and expressly disclaim all express or implied warranties, including those of merchantability and fitness for a particular purpose. None of the MSCI information is intended to constitute investment advice or a recommendation to make (or refrain from making) any kind of investment decision and may not be relied on as such, nor should it be taken as an indication or guarantee of any future performance, analysis, forecast or prediction. None of the ESG Parties shall have any liability for any errors or omissions in connection with any data herein, or any liability for any direct, indirect, special, punitive, consequential or any other damages (including lost profits) even if notified of the possibility of such damages.

The data as represented has in the main been sourced from MSCI and ISS for respective categories. It should be noted that the ratings represented here may not be representative of the rating applied by the investment team as they use their own proprietary rating methodologies to assess the ESG credentials of each issuer. In addition, there are certain asset classes where data coverage per provider is not uniform and does not cover every single issuer. To the extent that MSCI/ISS does not cover a security in the fund, this does not represent that the security is not covered and rated by the investment team. Any holding held by the fund is rated by each investment team using their proprietary rating methodology sourcing information from external sources and unique insight that the teams have into the individual issuers.