

# Assenagon Funds Value Size Global

Equity – Global



+49 89 519966-400  
sales@assenagon.com

Product advertisement - for professional investors only

29 May 2026

Past performance does not predict future returns. Where fund units are denominated in a currency that is foreign to the investor, returns may increase or decrease as a result of currency fluctuations.



Morningstar Rating™  
Overall as of 30 April 2026



MSCI ESG Research as of April 2026



MSCI ESG Fund Ratings |  
Peer Percentile as of April 2026

## Fund performance

The Assenagon Funds Value Size Global ended the month with a performance of 4.60%, while the global stock market returned 5.10%.

The fund has an ESG-Rating of AA, an improvement of 7.7% compared to the global stock market based on the ESG score. The carbon footprint is currently at 55 tonnes of CO<sub>2</sub> emissions per USD 1 million in revenue, 45.0% lower than the global stock market.

The factor profile is focused on earning the pure value & size factor premiums (see factor profile on page 2). Sector risks and country risks are broadly diversified (see sector/country allocation on page 2) and single stock risks are minimised. The fund currently holds 249 equally weighted positions and achieves 249 effective positions (according to the Herfindahl index), while the global stock market comprises 1,280 shares with only 89 effective positions. Since inception, the fund has shown a beta of 0.95 and a tracking error of 4.89%. The dividend yield of the fund is currently 1.79%.

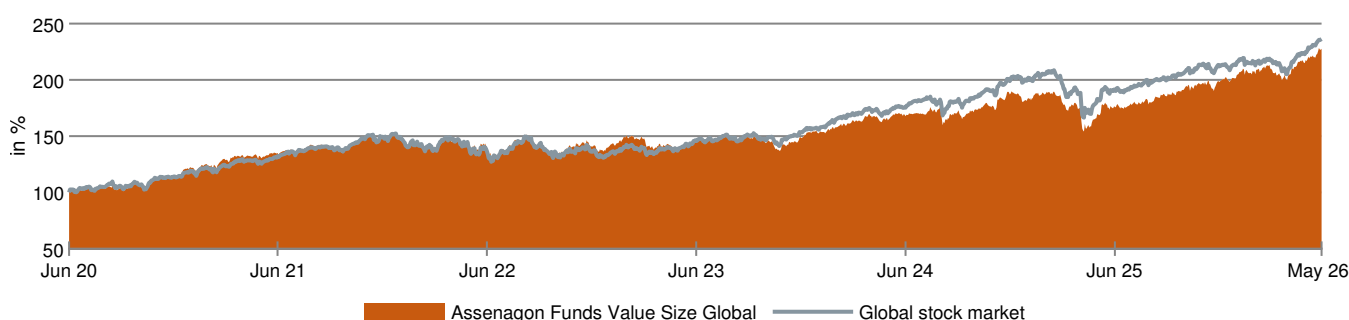
## Current fund data

Share class	I2 – Institutional
Launch date	15 June 2020
NAV	EUR 2,276.01
Fund volume	EUR 687.92 mn
Minimum initial investment	None
Use of income	Accumulation
Management fee	0.55% p.a.
Performance fee	None
Taxe d'abonnement	0.01% p.a.
Total Cost	0.72% p.a. (01.01.25 – 31.12.25)
Front load	None
SRI	4
SFDR classification	Article 8
German securities identification number (WKN)	A2P13G
ISIN	LU2146177063
VaR*	-8.41%
Volatility p.a.	14.40%

\* 99% confidence level, 1 month holding period, 1 year hist.

## Performance Assenagon Funds Value Size Global (I2)

All (15.06.20 – 29.05.26)



## Performance data\*

Timeframe	Month	YTD	1 year	3 years	5 years	10 years	All	2025	2024	2023
Annualised	–	–	29.50%	16.76%	11.30%	–	14.81%	11.05%	17.48%	12.69%
Absolute	4.60%	13.09%	29.50%	59.43%	70.87%	–	127.60%	11.05%	17.48%	12.69%

\* BVI method

# Assenagon Funds Value Size Global

Equity – Global



+49 89 519966-400  
sales@assenagon.com

Product advertisement - for professional investors only

29 May 2026

## Investment objective

The Assenagon Funds Value Size Global aims to generate a performance that is linked to the development of the global equity market. The objective is to participate in the long-term excess return of equities with cheap valuation ("value premium") and low market capitalisation ("size premium").

## Investment strategy

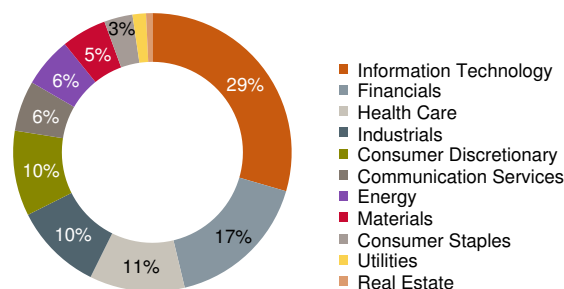
In order to achieve the investment objective, the fund invests in equities globally. The selection of equity securities is based on a quantitative approach that takes into account various equity parameters. The portfolio shows a cheaper valuation and a lower market capitalisation (i.e. higher allocation to small caps) than the global stock market. The investment process is subject to strict risk management, which is specifically adapted to value & size strategies, with focus on the factors leverage, profitability, momentum and single stock risk. ESG criteria are actively taken into account in the investment process, particularly with regard to improving the ESG score and significantly reducing the carbon footprint compared to the overall market. The fund is actively managed and is not linked to a benchmark.

## Portfolio overview

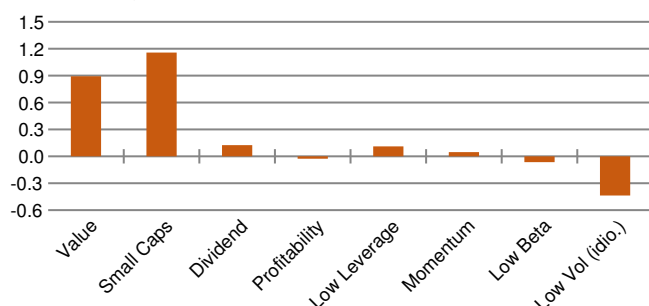
### Shares TOP 10 – Current month

Name	Weight	Country	Sector
Advanced Micro Devices Inc	1.00%	United States	Information Technology
Marvell Technology Inc	0.95%	United States	Information Technology
Intel Corp	0.95%	United States	Information Technology
Micron Technology Inc	0.88%	United States	Information Technology
Hewlett Packard Enterprise Co	0.76%	United States	Information Technology
Western Digital Corp	0.72%	United States	Information Technology
Veeco Instruments Inc	0.69%	United States	Information Technology
SoftBank Group Corp	0.69%	Japan	Communication Services
Nokia Oyj	0.69%	Finland	Information Technology
QUALCOMM Inc	0.68%	United States	Information Technology

### Current sector allocation in the fund

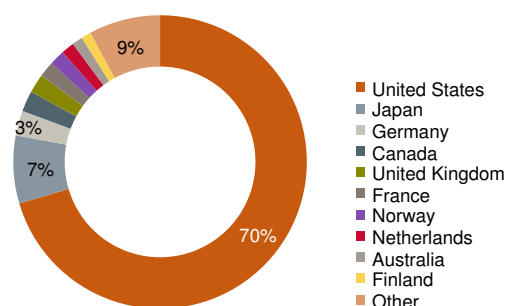


### Current factor profile in the fund\*



\* Relative to the global stock market

### Current country profile in the fund



# Assenagon Funds Value Size Global

## Equity – Global



+49 89 519966-400  
sales@assenagon.com

Product advertisement - for professional investors only

29 May 2026

### Assenagon Funds Value Size Global

Rewards	Risks
<ul style="list-style-type: none"> <li>• Possibility of additional return through individual value analysis and active fund management.</li> <li>• Diversification across numerous individual securities.</li> </ul>	<ul style="list-style-type: none"> <li>• No guarantee of success for individual security analysis and active fund management.</li> <li>• Possibly less participation in the development of individual securities.</li> </ul>
<ul style="list-style-type: none"> <li>• High long-term return potential of stocks.</li> <li>• Value and Size factors may outperform at times.</li> </ul>	<ul style="list-style-type: none"> <li>• High volatility of individual stocks, possible price losses. The volatility (fluctuation in value) of the fund unit value may increase.</li> <li>• Value and Size factors may as well underperform at times.</li> </ul>

For explanations of the technical terms used, please visit our glossary at <https://www.assenagon.com/en/glossary>.

Management Company: Assenagon Asset Management S.A., Aerogolf Center, 1B Heienhaff, 1736 Senningerberg, Luxembourg, [www.assenagon.com](http://www.assenagon.com)

This is a marketing communication. Please refer to the prospectus of the fund and to the key information document or key investor information document before making any final investment decisions. The past performance of the strategy is not a reliable indicator of its future performance and does not guarantee future success. All information serves solely to support your independent investment decisions, which should take into account, in particular, all the characteristics or objectives of the promoted fund as disclosed in the sales documents, and does not represent a personal recommendation, nor an investment recommendation or investment strategy recommendation on the part of the issuing management company Assenagon Asset Management S.A. Assenagon cannot guarantee the correctness, completeness or accuracy of the information. Any liability arising from this document is therefore completely excluded. The only documents deemed binding are the prospectus and the current annual and semi-annual reports as well as for UCI funds the key information document or key investor information document, which can be requested in German free of charge from the management company at [www.assenagon.com](http://www.assenagon.com), or from the distribution, paying or information agents. A summary of investor rights is available at [www.assenagon.com/fileadmin/footer/Assenagon\\_Complaints\\_Handling\\_Policy.pdf](http://www.assenagon.com/fileadmin/footer/Assenagon_Complaints_Handling_Policy.pdf). The fund's net asset value may be subject to fluctuation. The full prospectus contains comprehensive risk information in that respect. All information is subject to change at any time without prior notice. The management company may revoke distribution licenses of individual funds and sub-funds at any time at its own discretion in compliance with the legal requirements. Information on sustainability-relevant aspects, if applicable, is provided at [www.assenagon.com/en/funds](http://www.assenagon.com/en/funds). The information was examined only for compliance with Luxembourg and German law. In some jurisdictions, the dissemination of such information may be subject to legal restrictions. The preceding information is thus not intended for natural or legal persons who have their residence or registered office in a jurisdiction that restricts dissemination of information of this type. Natural or legal persons who have their residence or registered office in a foreign jurisdiction should seek information on such restrictions and observe them accordingly. In particular, the information contained in this document is not intended for citizens of the UK (except for, respectively, A. information that may be provided on the basis of a license for distribution of the respective product and B. a person in relation to whom exemptions under the Financial Services and Markets Act 2000 (Financial Promotions) Order 2005 (the "Order") apply. Relevant exemptions under the Order include, but are not limited to, Article 49 of the Order (high net worth companies)). The information contained in this document is also not intended for any resident of the United States or any other person deemed to be a "US person" as defined in Rule 902 of Regulation S under the US Securities Act of 1933, as amended, and this document does not purport to be an offer or sale of any interest in an Assenagon-managed fund to any such US person. No US federal or state securities commission or regulatory authority has confirmed the accuracy or determined the adequacy of this presentation or any other information provided or made available to investors. Any representation to the contrary is a criminal offense. For information on data protection, see the full prospectus.

**Additional information for investors in Switzerland**

The investment fund described in this document is a Luxembourg investment fund with various sub-funds which has been approved by FINMA for marketing in Switzerland to qualified and non-qualified investors. Representative and paying agent in Switzerland is REYL & CIE S.A., 4, rue du Rh ne, 1204 Geneva, Switzerland. The fund's brochure, key information document or key investor information document and management regulations including special regulations as well as its annual report and semi-annual report are available free of charge in German from the representative. For shares distributed in Switzerland or from Switzerland, the place of performance and place of jurisdiction is the registered office of the representative.

**With regards to Morningstar Ratings ([www.morningstar.com](http://www.morningstar.com)), the following applies:**

©2026 Morningstar, Inc. All rights reserved. The information contained herein: (1) is proprietary to Morningstar and/or its content providers; (2) may not be copied or distributed; and (3) is not warranted to be accurate, complete, or timely. Neither Morningstar nor its content providers are responsible for any damages or losses arising from any use of this information. Past performance is no guarantee of future results.

**With regards to MSCI ESG Fund Ratings ([www.msci.com/our-solutions/esg-investing/esg-ratings](http://www.msci.com/our-solutions/esg-investing/esg-ratings)), the following applies:**

MSCI ESG Research LLC's ("MSCI ESG") Fund Metrics and Ratings (the "Information") provide environmental, social and governance data with respect to underlying securities within more than 31,000 multi-asset class Mutual Funds and ETFs globally. MSCI ESG is a Registered Investment Adviser under the Investment Advisers Act of 1940. MSCI ESG materials have not been submitted to, nor received approval from, the US SEC or any other regulatory body. None of the Information constitutes an offer to buy or sell, or a promotion or recommendation of, any security, financial instrument or product or trading strategy, nor should it be taken as an indication or guarantee of any future performance, analysis, forecast or prediction. None of the Information can be used to determine which securities to buy or sell or when to buy or sell them. The Information is provided "as is" and the user of the Information assumes the entire risk of any use it may make or permit to be made of the Information.

MSCI ESG Research LLC's ("MSCI ESG") Fund Metrics products (the "Information") provide environmental, social and governance data with respect to underlying securities within more than 23,000 multi-asset class Mutual Funds and ETFs globally. MSCI ESG is a Registered Investment Adviser under the Investment Advisers Act of 1940. MSCI ESG materials have not been submitted to, nor received approval from, the US SEC or any other regulatory body. None of the Information constitutes an offer to buy or sell, or a promotion or recommendation of, any security, financial instrument or product or trading strategy, nor should it be taken as an indication or guarantee of any future performance, analysis, forecast or prediction. None of the Information can be used to determine which securities to buy or sell or when to buy or sell them. The Information is provided "as is" and the user of the Information assumes the entire risk of any use it may make or permit to be made of the Information.

**With regards to LSEG Lipper, the following applies:**

The LSEG Lipper Fund Awards, granted annually, highlight funds and fund companies that have excelled in delivering consistently strong risk-adjusted performance relative to their peers.

The LSEG Lipper Fund Awards are based on the Lipper Leader for Consistent Return rating, which is an objective, quantitative, risk-adjusted performance measure calculated over 36, 60 and 120 months. The fund with the highest Lipper Leader for Consistent Return (Effective Return) value in each eligible classification wins the LSEG Lipper Fund Award. For more information, see [lipperfundawards.com](http://lipperfundawards.com). Although LSEG Lipper makes reasonable efforts to ensure the accuracy and reliability of the data used to calculate the awards, their accuracy is not guaranteed.