


**EDMOND  
DE ROTHSCHILD**

# EDR FUND BIG DATA CR-EUR / CRD-EUR

GLOBAL EQUITIES - THEMATIC MANAGEMENT SICAV

(a) MORNINGSTAR RANKING <sup>TM</sup> ★★★★★


FUND SIZE : EUR 2,642.36 mil.

All investors

: AT BE CH DE ES FR GB IE LU NL NO PT SE

Restricted registration / Qualified investors

: IT SG

**Risk Indicator (SRI)**

The risk indicator SRI rates this fund on a scale of 1 to 7. This indicator is used to assess the level of risk of this product in comparison to other funds and a category 1 rating does not mean that the investment is risk free. In addition, it indicates the likelihood that this product will incur losses in the event of market movements or our inability to pay you. This indicator assumes that you hold the product until the end of the recommended holding period of this fund. The actual risk may be very different if you choose to exit before the end of the recommended holding period of this Fund.

## Administrative information

Inception date : 31/08/2015

Legal form : SICAV

Recommended investment period : 5 years

Fund domicile : Luxembourg

Management Company : Edmond de Rothschild Asset Management (France)

Valuation : Daily

Administration : Edmond de Rothschild Asset Management (Luxembourg)

Decimalised : 3 decimals

Depository : Edmond de Rothschild (Europe)

Initial minimum subscription : 1 Share

Subscription &amp; Redemption conditions : Daily before 12.30 pm C.E.T. on day's net asset value

## Information by Class

	CR - EUR	CRD - EUR
Net asset value (EUR) :	246.78	244.97
Class creation date :	16/03/2018	16/03/2018
ISIN code :	LU1781816530	LU1781816613
Bloomberg code :	EDRBCRE LX	EDRCRDE LX
Distribution :	Accumulation	Distribution
Latest coupon :	-	0.53 on the 05/08/2025

## Annual expense ratio \*\*

Ongoing fees :	1.33%	1.35%
Management fees :	0.85%	0.85%
Other fees :	0.48%	0.50%
Outperformance fees :	0.26%	0.31%
15% of the outperformance the benchmark index		
Entry charge maximum :	3%	3%
Exit charge maximum :	no	no
Transaction fees :	0.49%	0.49%

Transaction fees are not collected by the management company. They are calculated on the date of the last financial year.

\*\* Expenses: not all expenses are included, please refer to the KID/prospectus for more details. For definitions of expenses, please refer to the DEFINITIONS AND METHODOLOGIES.

## Fund Managers

Jacques-Aurélien MARCIREAU, Xiadong BAO

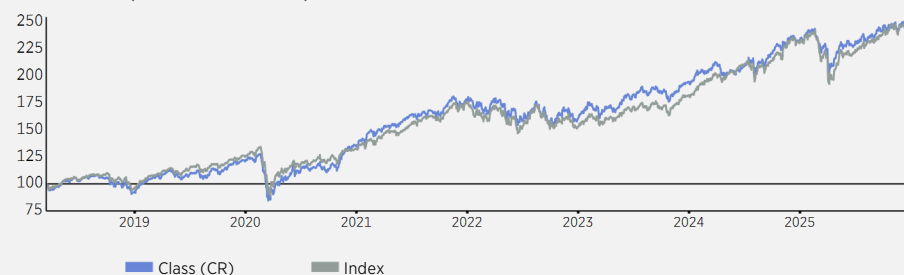
The portfolio managers presented in this document may not be the same over the entire life of the product.

## INVESTMENT OBJECTIVE

The objective of the Product is to outperform its benchmark over a 5-year investment period, by investing on international capital markets and through the selection of, among others, companies involved in technology sectors or related to advanced analytics - Big Data - technologies.

## PERFORMANCES

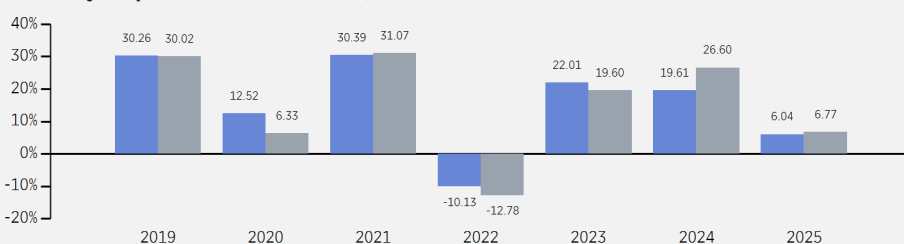
### Performance (Basis 100 - Net of fees)



Benchmark (Index) : MSCI World (NR) (EUR)

Past performance and volatility are not indicative of future performance and volatility and are not constant over time. In particular, they may be independently affected by changes in exchange rates. The performance data does not take into account costs and fees incurred on the issue and redemption of units, but does include ongoing charges, intermediary fees and any performance fees charged.

### Calendar year performances (Net of fees)



### Rolling performance as of 31 December 2025 (Net of fees)

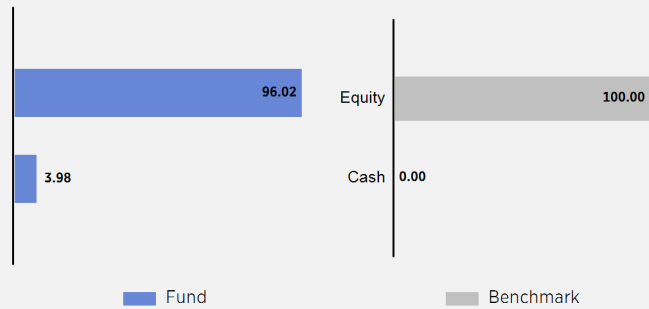
	1 month	YTD	1 year	3 years	5 years	10 years	Since inception
Cumulative Class (CR)	-0.58	6.04	6.04	54.74	81.32	-	146.78
Cumulative Index	-0.38	6.77	6.77	61.65	84.80	-	146.11
Annualized Class (CR)				15.63	12.63	-	12.28
Annualized Index				17.33	13.06	-	12.24

### Statistics (Rolling periods)

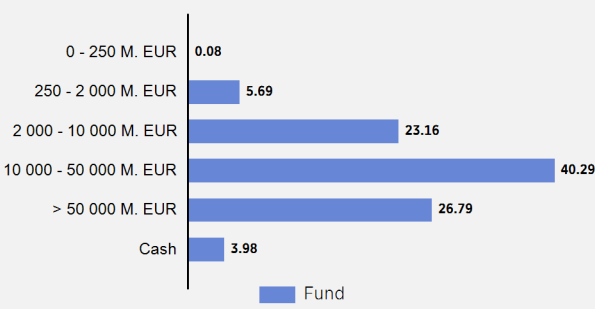
	1 year	3 years	5 years	Since 16/03/2018 (month. perf.)	
Volatility of the class (%)	12.69	10.53	12.27	% of positive performances	63.44
Volatility of the index (%)	16.56	10.76	13.04	Minimum return (%)	-15.77
Tracking error (%)	7.81	5.49	5.31	Maximum return (%)	14.93
Sharpe ratio of the class	0.28	1.20	0.89		
Sharpe ratio of the index	0.27	1.33	0.87		
Information ratio	-0.11	-0.31	-0.08	Class (CR)	Index
Alpha	0.02	0.09	0.11	Maximum drawdown (%)	-33.75 -33.76
Beta	0.69	0.85	0.86	Payback period	171 day(s) 171 day(s)
R2	0.81	0.75	0.83		
Correlation	0.90	0.87	0.91		

Not weekly for periods of less than 2 years and not monthly over 2 years.

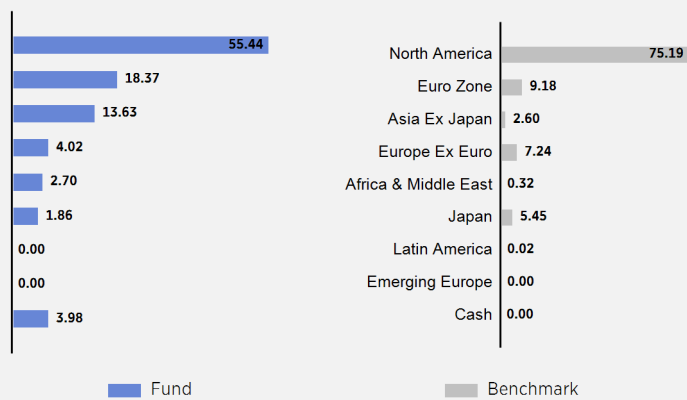
Exposure by asset allocation (Expo (%NA))



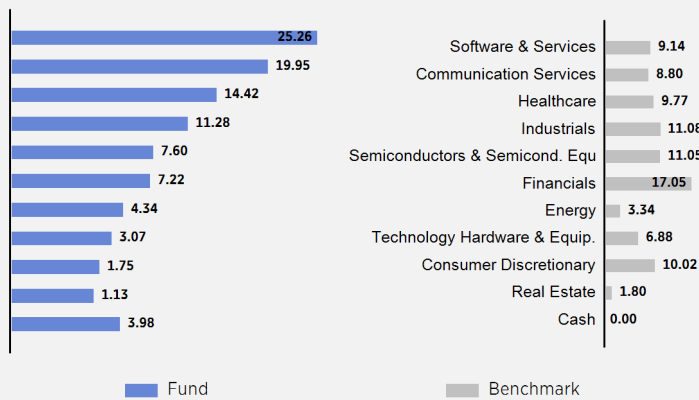
Market cap breakdown (Basis 100) (% of Net Assets)



Area breakdown (Basis 100) (% of Net Assets)



Sector breakdown (Basis 100) (% of Net Assets)



Top holdings

10 Main holdings (Number of holdings : 53)

Active Share : 89%

	Sector	Expo (%NA)
AKAMAI TECHNOLOGIES INC	Software & Services	4.67
ALPHABET INC	Communication Services	4.47
SLB LTD	Energy	4.34
MATCH GROUP INC	Communication Services	4.06
ILLUMINA INC	Healthcare	3.36
ROCHE HOLDING AG	Healthcare	3.04
BOOZ ALLEN HAMILTON HOLDING CORP	Industrials	2.89
BRUKER CORP	Healthcare	2.81
CHECK POINT SOFTWARE TECHNOLOGIES LTD	Software & Services	2.70
NVIDIA CORP	Semiconductors & Semicond. Eq	2.67
Total		35.02

Financial data (weighted averages)

Price to earning Ratio 2025	19.92
Price to earning Ratio 2026	16.89
Earning per share Variation 2025/2026	10.65
Price to Cash Flow 2025	10.37
Price to Book Value 2025	3.96
Yield 2025	1.52

Main movements of the month

New positions

GITLAB INC

Strengthened positions

VEEVA SYSTEMS INC  
DASSAULT SYSTEMES SE  
OVH GROUPE SA  
TOAST INC  
ZIPRECRUITER INC

Sold positions

PACIFIC BIOSCIENCES OF CA  
EVENTBRITE INC

Reduced positions

FANUC CORP

PERFORMANCE CONTRIBUTION

Top 5 positive performers

(from 28/11/2025 to 31/12/2025)

	Av. weight (%)	Contribution (%)
FANUC CORP	2.05	0.39
EVENTBRITE INC	0.02	0.31
SK HYNIX INC	1.25	0.28
SLB LTD	4.46	0.23
ROCHE HOLDING AG	3.22	0.21

Top 5 negative performers

(from 28/11/2025 to 31/12/2025)

	Av. weight (%)	Contribution (%)
OVH GROUPE SA	2.02	-0.30
DATADOG INC	1.06	-0.19
MATCH GROUP INC	4.30	-0.18
AKAMAI TECHNOLOGIES INC	4.82	-0.18
WORKIVA INC	2.14	-0.18

More detailed reporting is available on request

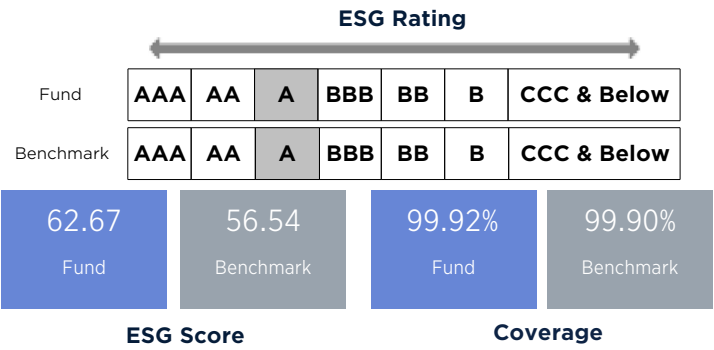


Art. 8  
SFDR Classification

- ☒ Exclusion
- ☐ SRI Label
- ☒ Best-in Universe
- ☐ Best-in Class

Sustainable investment	Minimum commitment (%)	20.00
	Current proportion (%)	71.89

Please refer to the responsible investment policy available in English at the address <https://am.edmond-de-rothschild.com>, page "Sustainability/ Resources".



Benchmark (Index) : MSCI World (NR) (EUR)

ESG score: source EdRAM/MSCI; ESG score on a scale from 0 (worst score) to 100 (best score).  
ESG rating: source EdRAM/MSCI; translation of the ESG score into an ESG rating on a scale from AAA (best) to C (worst).

## HISTORICAL DATA

### Benchmark modification history since 10 years

#### Date

From 16/03/2018

MSCI World (NR) (EUR)

## RISKS

The risks listed below are not exhaustive (Please refer to the prospectus for more details):

#### Equity risk

The value of a share may vary as a result of factors related to the issuing entity but also as a result of external, political or economic factors. Fluctuations in the equity and convertible bond markets, whose performance is in part correlated with that of the underlying equities, may lead to substantial variations in the net assets, which could have a negative impact on the performance of the Sub-fund's net asset value.

#### Currency risk

The capital may be exposed to currency risk when its constituent securities or investments are denominated in a different currency from that of the Sub-fund. Currency risk is the risk of a fall in the exchange rate of the base currency of financial instruments in the portfolio against the Sub-fund's base currency, the euro, which may lead to a fall in the net asset value.

#### Discretionary management risk

The discretionary management style is based on anticipating trends in the various markets (equities, bonds, money market, commodities and currencies). There is a risk that the sub-fund may not be invested in the best-performing markets at all times. The Sub-fund's performance may therefore be lower than the investment objective, and a drop in its net asset value may lead to negative performance.

#### Interest rate risk

The exposure to interest rate products (debt securities and money market instruments) makes the UCITS sensitive to interest rate fluctuations. Interest rate risk might result in a fall in the value of the security and, therefore, the NAV of the UCITS in the event of a change in the yield curve.

#### Equity Risks associated with small and mid caps

Securities of small- and mid-cap companies may be significantly less liquid and more volatile than those of largecap companies. As a result, the Sub-fund's net asset value may fluctuate significantly and more rapidly.

#### Inflation risk

The sub-fund will be exposed to risks linked to inflation, i.e. an overall rise in prices. The level of inflation affects changes in interest rates and therefore money market instruments.

## DEFINITIONS AND METHODOLOGIES

The definitions and methodologies below are not exhaustive and are available in more detail at [https://medianet.edmond-de-rothschild.fr/edram/pdf/Methodology\\_en.pdf](https://medianet.edmond-de-rothschild.fr/edram/pdf/Methodology_en.pdf) and if applicable at <https://funds.edram.com/> in the fund's downloadable documentation.

**Volatility :** The volatility of a security is the difference between performance and average performance and therefore makes it possible to gauge the consistency of performance obtained. It comprises a measure of risk. If this is zero, the individual performances are identical. The higher it is, the greater the difference between individual performances.

**Tracking error :** The tracking error (available if the fund has a benchmark index) shows the volatility of a fund's relative performance against that of its benchmark. It shows the difference between performances and their average and so makes it possible to gauge the consistency of relative performance. The lower the tracking error, the closer the fund's performance is to that of its benchmark.

**Alpha :** The alpha (available if the fund has a benchmark index) corresponds to the fund's average performance. More specifically, it measures the fund managers' added value while cancelling out market influence, which cannot be controlled. This measure is expressed as a percentage.

**Sharpe ratio :** The Sharpe ratio shows the fund's outperformance against a zero-risk interest rate, adjusted for fund volatility.

**Transaction fees :** Transaction costs represent the cost of buying and selling the underlying investments for this Product. The actual amount will vary depending on the volumes bought and sold. They remunerate the financial intermediaries involved in the chain of placing and processing orders on the market. This fee is not collected by the management company.

**Management fees and other fees :** Ongoing charges represent the costs we incur each year in managing this Product. This percentage is based on the actual costs of the previous year. They remunerate all parties involved in the financial and administrative management of the fund. They include, on the one hand, financial management fees and, on the other hand, other fees (operating expenses, other administrative costs, costs incurred as a result of holding collective investment undertakings (CIUs), as well as interest expenses).

**Outperformance fees :** Performance fees reward the financial management for its ability to generate outperformance. They are calculated by comparing the performance of the Product's share with that of an indexed reference asset, over the relevant calculation period. This fee is payable even in the event of a decrease in the Net Asset Value, as long as this decrease is less than that of the benchmark index. The calculation method is described in the prospectus.

## PRODUCT DISCLAIMER

This document was issued on 31/12/2025 by Edmond de Rothschild Asset Management (France) - 47 rue du Faubourg Saint-Honoré - 75401 Paris Cedex 08 – France ; A limited company with executive and supervisory boards and capital of 11,033,769 eur - AMF approval number GP 04000015 - 332.652.536 R.C.S. Paris - [www.edr.com](http://www.edr.com).

Global Distributor : Edmond de Rothschild Asset Management (France)

EdR Fund Big Data is a sub-fund of the Investment Company with Variable Capital (SICAV) EDMOND DE ROTHSCHILD FUND incorporated in Luxembourg, authorised by the CSSF. The Fund qualifies as an Undertakings for Collective Investment in Transferable Securities (UCITS).

This document has no contractual value and is intended for information purposes only. Any reproduction or use of all or part of its contents is strictly prohibited without the authorization of the Edmond de Rothschild Group.

The information contained in this document does not constitute an offer or solicitation to trade in any jurisdiction in which such offer or solicitation is unlawful or in which the person making such offer or solicitation is not qualified to act. This document does not constitute and should not be construed as investment, tax or legal advice, nor as a recommendation to buy, sell or continue to hold any investment. The Edmond de Rothschild Group shall not be held liable for any investment or divestment decision taken on the basis of the information contained in this document.

This document has not been reviewed or approved by any regulator in any jurisdiction. Regulations concerning the way in which this fund may be marketed vary from country to country. The fund presented herein may not be registered and/or authorized for sale in your country of residence. If you have any doubts about your ability to subscribe to this fund, please contact your professional advisor.

The figures, comments, forward looking statements and other information contained in this presentation reflect the Edmond de Rothschild Group's view of the markets, their development and their regulations, taking into account its expertise, the economic context and the information available to date. They may no longer be relevant on the day the investor reads them. Consequently, the Edmond de Rothschild Group shall not be held responsible for the quality or accuracy of economic information and data provided by third parties. The information on companies should not be considered as an opinion of the Edmond de Rothschild Group on the foreseeable development of these securities and, where applicable, on the foreseeable development of the price of the financial instruments they issue. This information does not constitute a recommendation to buy or sell these securities. The composition of the portfolio may change over time.

Any investment involves specific risks. Investors are therefore advised to ensure that any investment is suitable for their personal circumstances by seeking independent advice where appropriate. Investing in a fund means that you become an owner of shares or units of the fund, and not of the underlying assets that the fund may hold.

Investors must consider all the characteristics or objectives of this product, including sustainability aspects (if applicable), before investing. In addition, investors should read the prospectus, the Key Information Document (KID) and/or any other document required by local regulations, which is provided prior to any subscription and is available in English and/or French and/or any official language on the website <https://funds.edram.com> or free of charge on request.

A summary of investors' rights in English and/or French can be obtained at the following link: <https://www.edmond-de-rothschild.com/media/g5fm1hx/edram-en-main-rights-of-investors.pdf>.

The Management Company may decide to cease marketing this Fund in accordance with Article 93a of Directive 2009/65/EC and Article 32a of Directive 2011/61/EU. "Edmond de Rothschild Asset Management" or "EdRAM" is the trading name of the asset management entities of the Edmond de Rothschild Group.

Tax treatment depends on the individual situation of each client and may be modified at a later date.

The Management Company may pay as remuneration a proportion of the financial management costs of the fund to intermediaries such as investment firms, insurance companies, management companies, marketing intermediaries, distributors or distribution platforms with whom an agreement has been signed in the context of the distribution, placement of the units of the fund or the establishment of relations with other investors. This remuneration is variable and depends on the business relationship in place with the intermediary and on the improvement of the quality of the service provided to the client for which the beneficiary of this remuneration can justify. The remuneration may be a flat fee or calculated on the basis of the net assets subscribed as a result of the intermediary's action. The intermediary may or may not be a member of the Edmond de Rothschild Group. Each intermediary shall communicate to the client, in accordance with the regulations applicable to it, all useful information on costs and fees and its remuneration.

This document is not intended for citizens or residents of the United States of America or "US Persons" as that term is defined in "Regulation S" of the US Securities Act of 1933. No investment products presented here are permitted for sale under the Securities Act of 1933 or any other regulation applicable in the United States. Accordingly, no investment product may be offered or sold directly or indirectly in the United States of America to residents and citizens of the United States of America or to "US Persons".

**Switzerland:** The sub-fund mentioned in this document has been approved by the Swiss Financial Market Supervisory Authority (FINMA) and can therefore be offered in Switzerland to non-qualified investors.

Prospectuses, annual and half-yearly reports, Key Information Documents (KID), articles of association (or regulations if applicable) can be obtained free of charge and upon simple request from the Swiss Representative or downloaded from the site <https://funds.edram.com>.

Representative and paying agent: Edmond de Rothschild (Suisse) S.A. 18, rue de Hesse, 1204 Geneva, Suisse.

**Spain:** EDMOND DE ROTHSCHILD FUND is registered with the CNMV under number 229.

**United Arab Emirates (UAE):** Edmond de Rothschild (Middle East) Limited is a Dubai International Financial Centre ("DIFC") Company, registered under CL6232 and regulated by the Dubai Financial Services Authority ("DFSA") with reference number F007577. This document relates to a fund which is not subject to any form of regulation or approval by the DFSA. This offering circular is intended for distribution only to persons classified as Professional Clients or Market Counterparties in accordance with the DFSA Conduct of Business Rules and must not be delivered to, or relied on by, any other type of person. This document is for the exclusive use of the persons to whom it is addressed and in connection with the subject matter contained therein. The DFSA has no responsibility for reviewing or verifying any document or other documents in connection with this fund. Accordingly, the DFSA has not approved this document or any other associated documents nor taken any steps to verify the information set out in this offering circular and has no responsibility for it. The investment opportunities to which this document relates may be illiquid and/or subject to restrictions on their resale. Prospective purchasers should conduct their own due diligence on the investment. If you do not understand the contents of this document, you should consult your relationship manager or an authorized financial adviser. In relation to its use in the DIFC, this document is strictly private and confidential and is being distributed to a limited number of investors and must not be provided to any person other than the original recipient and may not be reproduced or used for any other purpose. The interests in the international units may not be offered or sold directly or indirectly to the public in the DIFC. The investment may be illiquid and/or subject to restrictions on their resale.

(a) Morningstar Ranking as of 28/11/2025 in the category Sector Equity Technology.

The Morningstar ratings are not market rankings and are not to be considered as recommendations to buy, sell, or hold units or shares in funds managed by Edmond de Rothschild Asset Management (France). Reference to a ranking or a price for this fund is not a guide for future rankings or prices of this fund or of the investment manager.

Source - Morningstar, Inc. All rights reserved. The information contained in this document: (1) is the proprietary material of Morningstar and/or its information providers; (2) may not be reproduced or redistributed; (3) is presented without guarantee as to its accuracy, completeness or correctness. Neither Morningstar nor its information providers may be held liable for any damage or loss resulting from the use of this data. Past performance is no guarantee of future results.

Unless otherwise indicated, the sources used in this document are those of the Edmond de Rothschild group.

Third Party Data: The investor acknowledges that Edmond de Rothschild uses data provided by third parties for its analyses and services. Edmond de Rothschild has the right to rely on this data without prior verification and does not guarantee its accuracy or completeness. MSCI data is for internal use only and must not be reproduced without prior written permission. It is indicative and without warranty. See <https://www.msci.com/notice-and-disclaimer-for-reporting-licenses>.

© Copyright Edmond de Rothschild. All rights reserved.