



# ECHIQUIER SPACE K

MARCH 2026 (data as of 03/31/2026)



A fund invested in international equities on the theme of space.



413 M€  
Net assets



2,002.25 €  
NAV

Recommended investment horizon

5 years

## Fund Managers

Stéphane Nières Tavernier, Christophe Pouchoy, Alicia Daurignac

## Characteristics

Type	SICAV compartment
Sicav	Echiquier Fund
Creation of the Sicav	10/08/2013
Lifetime	99 years
Creation of the subfund	05/31/2021
Date of 1st NAV*	05/31/2021
ISIN	LU2466449001
Bloomberg code	ECHSKEU LX
Base currency	EUR
Income allocation	Accumulation
Ref. Indic.	MSCI ACWI NET RETURN EUR
SFDR classification	Article 8

## Financial information

Entry charge	3% max. not acquired by the subfund
Exit charge	None
Management fees	1.00% incl. taxes
Performance fee	No
Swing pricing	No (definition on last page)
Min. subscription	None

## Fees as of 09/30/2025

Management fees and other administrative and operating expenses	1.20%
Transaction costs	0.30%
Outperformance fees	None

## Operational information

Valorisation frequency	Daily
Cut off	10:00
Settlement	D+2
Fund administrator	BNP Paribas Luxembourg
Custodian	BNP Paribas Luxembourg
Decimalisation	Thousandths

## Risk indicator



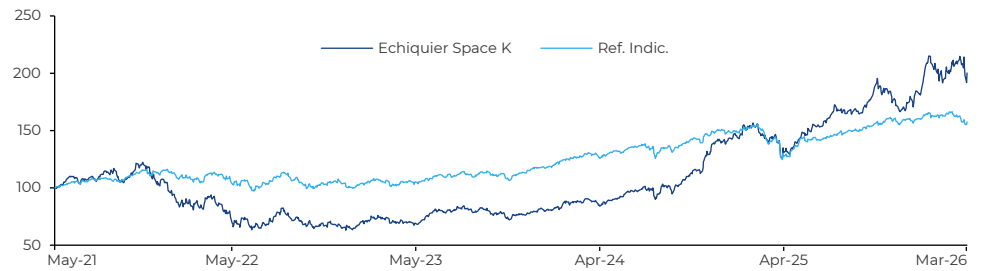
Important risk(s) for the fund not taken into account in this indicator: credit risk, guarantees. The risk category associated with this fund is not guaranteed and may change over time.

## Fund Manager comments

Echiquier Space K turned in a negative monthly performance of -0.54% and turned in a positive performance of 10.68% year-to-date.

The war in Iran has affected the space sector less than the rest of the equity markets, explaining the fund's outperformance relative to its benchmark, despite inflation fears and rising bond yields. Investors have focused on the strong quarterly results from Planet Labs, Intuitive Machines and Karman, which offer high growth prospects in the short and medium term. Other more specific news also supported the sector, including the announcement of the filing of SpaceX's IPO prospectus, which was positive for EchoStar, which holds shares in the company. GlobalStar is rising on rumours of a takeover by Amazon, which is also benefiting other operators of communication satellite constellations holding orbital spectrum licences of interest to these new major players. In other good news, Firefly successfully completed the seventh launch of its Alpha rocket, lending credibility to this joint programme with Lockheed Martin and triggering a rebound in the share price. Paradoxically, the war in Iran has not really benefited the defence sector, with Indra (governance) and North American players seeing their shares fall.

## Evolution of the performance of the fund and its reference indicator since inception (base 100)

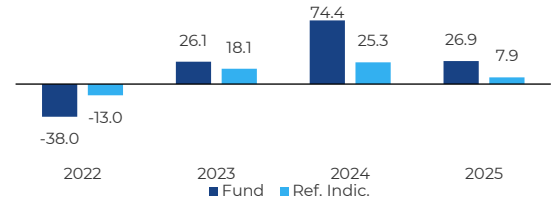


Ref. Indic.: source Bloomberg

## Perf. (%)

	Fund	Ref. Indic.
1 month	-0.5	-4.9
YTD	+10.7	-1.3
1 year annualised	+43.9	+12.5
3 years annualised	+40.5	+14.3
Since inception annualised	+15.4	+9.9

## Performance by calendar year (%)



**\*On 12 December 2022, Echiquier Space, a sub-fund of the French Sicav Echiquier, was transferred to the Luxembourg Sicav Echiquier Fund. The net asset values and all performance information prior to this date are those of the French fund.**

Past performance is not an indication of future performance. Returns indicated are after management fees but before taxes paid by the investor. The fund's performance and that of the benchmark index are calculated with net coupons reinvested. All fees and commissions are included in the calculation.

## Other risk indicators

(based on weekly figures)

	1 year	3 Years	5 Years	10 years	Since inception
Fund volatility	23.1	21.2	-	-	24.0
Ref. indicator volatility	13.8	12.3	-	-	13.0
Sharpe ratio	2.0	2.0	-	-	0.8
Beta	1.2	1.3	-	-	1.4
Correlation	0.7	0.8	-	-	-
Information ratio	2.0	2.0	-	-	0.5
Tracking error	16.4	14.3	-	-	16.4
Max. drawdown of the fund	-14.8	-19.6	-	-	-48.5
Max. drawdown of the benchmark	-11.6	-19.7	-	-	-19.7
Time to recovery (business days)	29.0	51.0	-	-	474.0

The synthetic risk indicator shows the level of risk of this product compared with others. It indicates the probability that this product will incur losses in the event of market movements or if we are unable to pay you. We have classified the product in risk class 4 out of 7, which is a low to medium risk class. In other words, the potential losses associated with the future performance of the product are low to medium and, if the situation were to deteriorate on the financial markets, it is unlikely that our ability to pay you would be affected.

This indicator represents the risk profile shown in the KID. The risk indicator assumes that you hold the share for 5 years. Warning: the real risk may be very different if you opt to exit before that time, and you may get less in return.

COMMERCIAL DOCUMENT - Please refer to the glossary on the last page for technical terms.

LA FINANCIERE DE L'ECHIQUIER - ASSET MANAGEMENT COMPANY - 53, AVENUE D'ÏÉNA - 75116 PARIS - Phone: +33(0)1.47.23.90.90 - FAX: +33(0)1.47.23.91.91 - www.lfde.com/en-int  
S.A. with a share capital of 10 047 500 € - SIREN 352 045 454 - R.C.S. PARIS - AMF approval N° 91004

## Fund Profile

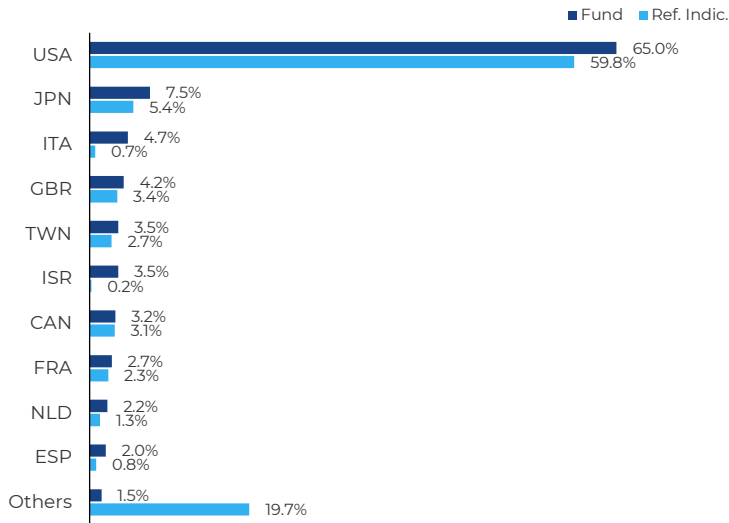
EV/Sales 2026	8.0
PER 2026	38.0
Yield	0.7%
Active share	94.4%

Cash (% of the net assets)	0.1%
Net equity exposure	99.9%
Number of positions	35
Average market capitalization (M€)	221,427
Median market capitalization (M€)	24,178

Source: LFDE

## Geographic breakdown

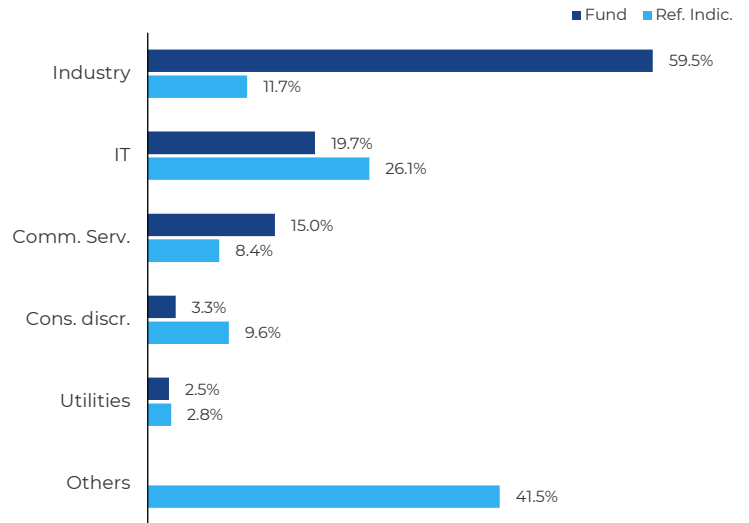
(% of the net assets without cash)



Source: LFDE

## Sector breakdown

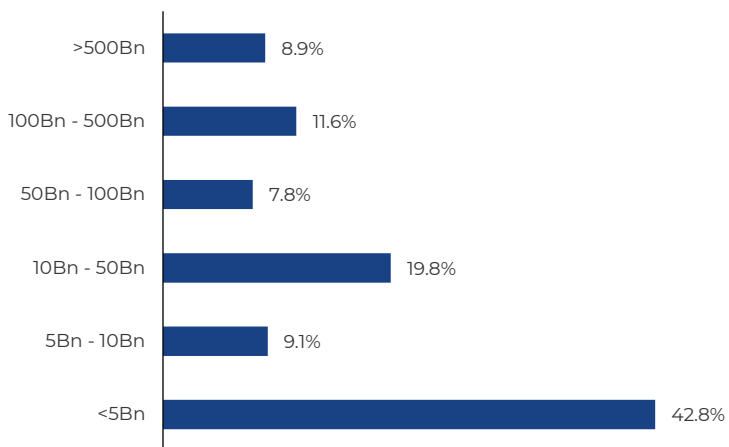
(% of the net assets without cash)



Source: Bloomberg

## Capitalization breakdown (€)

(% of the net assets without cash)



Source: LFDE

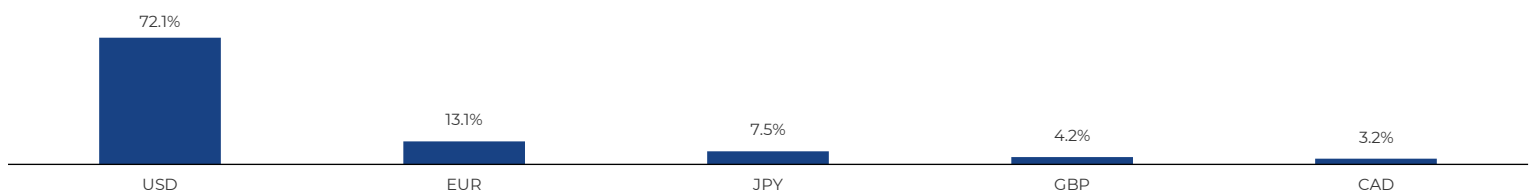
## Top holdings

Holdings	Country	Sector	% of the net assets
L3Harris Technologies	USA	Industry	6.1
Rocket Lab	USA	Industry	5.1
EchoStar	USA	Comm. Serv.	4.6
Firefly Aerospace	USA	Industry	4.3
Karman	USA	Industry	4.3
BAE Systems	GBR	Industry	4.2
Planet Labs	USA	Industry	4.1
Intuitive Machines	USA	Industry	4.0
Sky Perfect Jsat	JPN	Comm. Serv.	3.8
RTX	USA	Industry	3.8
Total weight of the top 10 holdings:			<b>44.3%</b>

Source: LFDE

## Currency breakdown

(% of the net assets)



Source: LFDE

## Performance analysis (monthly)

Top 3 contributors		
Holdings	Performance	Contribution
Planet Labs	18.4	1.2
Firefly Aerospace	51.1	1.0
BlackSky Technology	36.5	0.9
Weight of the 3 contributors: <b>10.2%</b>		

Flop 3 contributors		
Holdings	Performance	Contribution
Indra Sistemas	-24.7	-0.6
Kratos Def. & Sec. Sol.	-16.4	-0.6
MDA Space	-10.7	-0.4
Weight of the 3 contributors: <b>8.6%</b>		

Source: LFDE

## Glossary

### Lexicon of financial conditions

<b>Swing pricing</b>	Mechanism by which the net asset value is adjusted upwards (or downwards) when the change in liabilities is positive (or negative) in order to reduce the cost of portfolio rebalancing to the holders of the fund as a result of changes in liabilities.
----------------------	---

### Lexicon of risk indicators

<b>Volatility</b>	Measure of the amplitude of variations in the price of a share, a market or a fund. It is calculated over a given period and is used to assess the regularity of the performance of a share, market or fund.
<b>Sharpe ratio</b>	Indicator of the (marginal) return obtained per unit of risk taken. If the ratio is negative: less profitability than the benchmark. If the ratio is between 0 and 1: outperformance with too much" risk taken.
<b>Bêta</b>	If the ratio is greater than 1: outperformance that does not come at the cost of "too much" risk."Indicator which corresponds to the fund's sensitivity in relation to its benchmark index. For a beta of less than 1, the fund is likely to fall less than its index; if the beta is greater than 1, the fund is likely to fall more than its index.
<b>Information ratio</b>	Synthetic indicator of the effectiveness of the risk/return trade-off. A high indicator means that the fund regularly outperforms its benchmark index.
<b>Tracking error</b>	An indicator that compares the fund's volatility with that of its benchmark index. The higher the tracking error, the further the fund's average performance is from its benchmark index.
<b>Max. drawdown</b>	Max drawdown measures the biggest fall in the value of a portfolio.
<b>Time to recovery (business days)</b>	Recovery time, which corresponds to the time needed for the portfolio to return to its highest level (before the "max drawdown").
<b>Sensitivity</b>	Variation in the value of an asset when another factor varies at the same time. For example, the interest-rate sensitivity of a bond corresponds to the variation in its price caused by a rise or fall in interest rates of one basis point (0.01%).

### Lexicon of financial analysis

<b>EV/Sales</b>	Enterprise valuation ratio: enterprise value/sales.
<b>PER</b>	Company valuation ratio: Price Earning Ratio = market capitalisation/net profit.
<b>Consumer discretionary</b>	In contrast to basic consumption, it represents all goods and services considered non-essential.
<b>Basic consumption</b>	As opposed to discretionary consumption, it represents goods and services considered essential.
<b>Communication Services</b>	This sector includes telecoms network operators and providers of communications and data transmission services.
<b>Emerging countries</b>	Emerging countries are countries whose economic situation is in the process of development. This growth is calculated on the basis of GDP, new businesses and infrastructure, and the standard of living and quality of life of the inhabitants.
<b>Commodities</b>	A natural resource used in the production of semi-finished or finished products, or as a source of energy.

### Lexicon of credit analysis

<b>Investment grade bond</b>	A bond is said to be "investment grade", i.e. if its financial rating by the rating agencies is higher than BB+.
<b>High yield bond</b>	A high-yield bond is one rated below BBB- by the rating agencies.
<b>Duration</b>	The average life of its cash flows weighted by their present value. All other things being equal, the higher the duration, the greater the risk.
<b>Yield to worst</b>	The worst return a bond can achieve without the issuer defaulting.
<b>Yield (all calls exercised)</b>	The yield on a bond includes any call dates incorporated into the bond. These "call" dates correspond to intermediate maturities which give the possibility of redeeming the bond before its final maturity date.

### For more information

The SICAV was created on October 8, 2013 for an indefinite period. The subfund was launched on May 31, 2021.

This document, which is of a commercial nature, is above all a monthly report on the management and risks of the sub-fund. It is also intended to provide you with simplified information on the characteristics of the sub-fund.

For further information on the characteristics and costs of this sub-fund, we invite you to read the regulatory documents (prospectus available in English and French and DIC in the official languages of your country) available free of charge on our website [www.lfde.com](http://www.lfde.com).

Investors or potential investors are informed that they can obtain a summary of their rights in the official language of their country or in English on the Regulatory Information page of the management company's website [www.lfde.com](http://www.lfde.com) or directly via the link below: <https://cdn.lfde.com/upload/partner/Droitsdelinvestisseur.pdf>

Information on withholding tax rates: for distribution units, dividends paid are taxed at 30%. For capitalization units of funds investing more than 10% of their net assets in debt securities, taxation at 30% on income derived directly or indirectly from the yield on debt securities.

Investors or potential investors may also file a claim in accordance with the procedure laid down by the management company. This information is available in the official language of the country or in English on the Regulatory Information page of the management company's website [www.lfde.com](http://www.lfde.com) or directly via the link below: <https://cdn.lfde.com/upload/partner/Droitsdelinvestisseur.pdf>

Finally, the investor's attention is drawn to the fact that the manager or the management company may decide to terminate the marketing agreements for its collective investment schemes in accordance with Article 93a of Directive 2009/65/EC and Article 32a of Directive 2011/61/EU.