

This is a marketing communication. For Professional Clients and, in Switzerland, for Qualified Investors only. BNY Mellon Investments Switzerland GmbH is a financial services provider in Switzerland and is required to categorise clients, excluding financial intermediaries, in accordance with the Financial Services Act (FinSA). For the purposes of this communication, we have categorised you as a professional client. Professional clients are entitled to provide notification in writing if they wish to be re-categorised.

BNY Mellon Long-Term Global Equity Fund

INVESTMENT MANAGER

WALTER SCOTT Walter Scott & Partners
Limited: A classical,
fundamental and long-term
global equity investment management firm based in
Edinburgh, Scotland.

INVESTMENT OBJECTIVE

To achieve long-term capital appreciation through investing primarily (meaning at least three quarters of the Fund's total assets) in a portfolio of equity and equity related securities of companies located throughout the world.

PERFORMANCE BENCHMARK

The Fund will measure its performance against the MSCI World NR Index (the "Benchmark").

The Fund is actively managed, which means the Investment Manager has absolute discretion to invest outside the Benchmark subject to the investment objective and policies disclosed in the Prospectus. While the Fund's holdings may include constituents of the Benchmark, the selection of investments and their weightings in the portfolio are not influenced by the Benchmark. The investment strategy does not restrict the extent to which the Investment Manager may deviate from the Benchmark.

GENERAL INFORMATION

Total net assets (million) € 1,048.75
Active Share (%) 86.7
Performance Benchmark MSCI World NR Index
Lipper sector Lipper Global - Equity Global
Fund type OEIC
Fund domicile Ireland
Fund manager Roy Leckie / Jane Henderson / Fraser Fox /
Maxim Skorniakov

Base currency EUR
Currencies available EUR, GBP, USD, SGD, JPY, AUD
Fund launch 04 Apr 2008
Investment vehicle name BNY Mellon Global Funds, plc
SFDR Categorisation Article 8

EURO W (ACC.) SHARE CLASS DETAILS

Inception date 06 Dec 2012
Min. initial investment € 15,000,000
Annual mgmt charge 0.75%
ISIN IE00B90PV268
Registered for sale in: AT, BE, CH, DE, DK, ES, FI, FR, GB, GG, IE,
IT, JE, LU, NL, NO, PT, SE, SG

Costs incurred when purchasing, holding, converting or selling any investment, will impact returns. Costs may increase or decrease as a result of currency and exchange rate fluctuations.

DEALING

09:00 to 17:00 each business day
Valuation point: 22:00 Dublin time

FUND RATINGS



Source & Copyright: Morningstar ratings © 2026 Morningstar. All Rights Reserved. Ratings are collected on the first business day of the month.

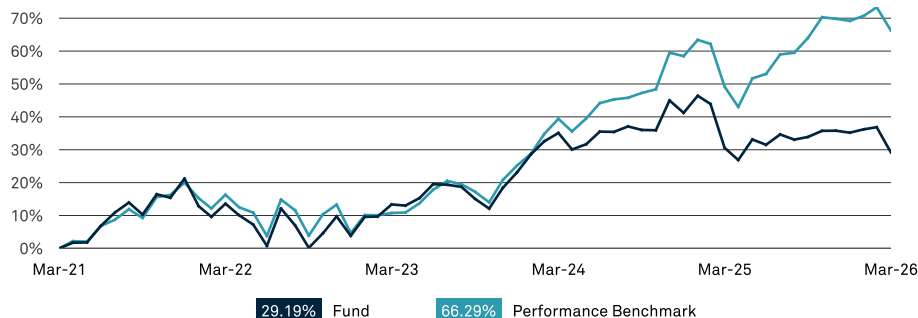
PERFORMANCE DISCLOSURE

Past performance is not a guide to future performance. The value of investments and the income received can fall as well as rise and investors may not get back the original amount invested.

Please refer to the prospectus, KID and other fund documents for a full list of risks and before making any investment decisions. Documents are available in English and in selected local languages where the fund is registered. Go to bny.com/investments.

Returns may increase or decrease as a result of currency fluctuations.

5 YEAR CUMULATIVE PERFORMANCE (%)



PERFORMANCE SUMMARY (%)

	Annualised						
	1M	3M	YTD	1YR	2YR	3YR	5YR
Euro W (Acc.)	-5.59	-4.44	-4.44	-1.06	-2.21	4.45	5.25
Euro C (Acc.)	-5.61	-4.49	-4.49	-1.31	-2.45	4.19	4.99
Euro A (Acc.)	-5.69	-4.73	-4.73	-2.29	-3.42	3.15	3.95
Euro S (Acc.)	-5.57	-4.38	-4.38	-0.81	-1.96	4.85	5.51
Performance Benchmark	-4.05	-1.71	-1.71	11.47	9.22	14.49	10.70
USD C (Acc.)	-7.67	-6.07	-6.07	5.48	0.96	6.40	4.68
USD A (Acc.)	-7.75	-6.31	-6.31	4.43	-0.06	5.33	3.63
USD W	-7.65	-6.02	-6.02	5.73	1.20	6.65	4.93
Performance Benchmark	-6.37	-3.57	-3.57	18.90	12.81	16.75	10.26
SGD B (Acc.)	-6.19	-6.20	-6.20	0.38	-2.02	4.63	3.20
Performance Benchmark	-4.50	-3.26	-3.26	14.13	10.30	15.59	9.37

	2016	2017	2018	2019	2020	2021	2022	2023	2024	2025
Fund	8.54	8.90	2.63	32.16	7.56	26.92	-14.35	18.57	14.72	-4.27
Performance Benchmark	10.73	7.51	-4.11	30.02	6.33	31.07	-12.78	19.60	26.60	6.77

ANNUAL PERFORMANCE TO LAST QUARTER END (%)

From	Mar 2021	Mar 2022	Mar 2023	Mar 2024	Mar 2025
To	Mar 2022	Mar 2023	Mar 2024	Mar 2025	Mar 2026
Fund	13.58	-0.18	19.16	-3.34	-1.06

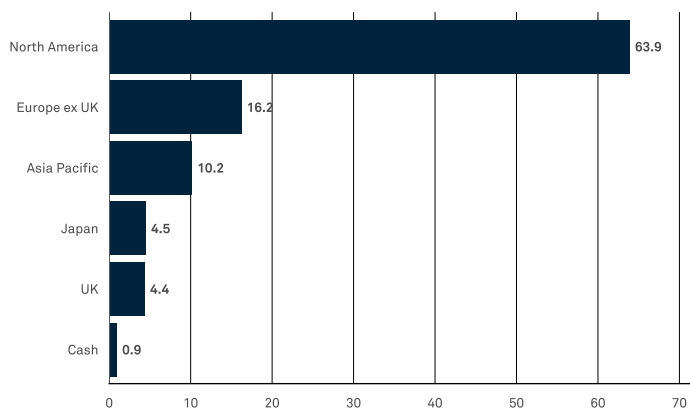
Source: Lipper. Fund performance of this share class is calculated as total return, based on net asset value, including charges, but excluding initial charge, income reinvested gross of tax, expressed in share class currency.

MORNINGSTAR ESG RISK RATINGS

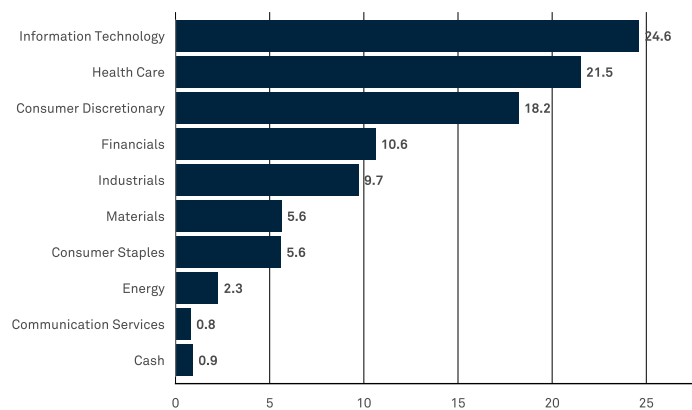


Out of 8647 Global Equity Large Cap global category funds as of 31/01/2026. Based on 100% of AUM. Data is based on long positions only. The Morningstar ESG Risk Rating™ measures how well the issuing companies or countries of the investments within the Fund's portfolio are managing their financially material environmental, social and governance (ESG) risks relative to other funds within the same Morningstar Category. Ratings range from 1 globe (low) to 5 globes (high). Higher ratings indicate the Fund investments have lower ESG risk relative to peer funds. For full details of the rating methodology please refer to www.morningstar.com. © 2024 Morningstar. All rights reserved. The information contained herein: (1) is proprietary to Morningstar and/or its content providers; (2) may not be copied or distributed; and (3) is not warranted to be accurate, complete, or timely. Neither Morningstar nor its content providers are responsible for any damages or losses arising from any use of this information.

GEOGRAPHICAL ALLOCATION (%)



INDUSTRIAL ALLOCATION (%)



TOP 10 HOLDINGS (%)

Company	Fund (%)
Taiwan Semiconductor - ADR	4.4
AIA Group	4.2
ASML	3.7
Microsoft Corporation	3.7
Amphenol	3.3
Linde	3.1
Amazon.com	3.1
Mastercard	3.0
ResMed	3.0
Roche	2.8

FUND STATISTICS - 3 YEARS

Jensen Alpha	-0.74
Beta	0.97
Correlation	0.95
Annualised Information Ratio	-2.60
Annualised Sharpe Ratio	0.12
Annualised Tracking Error	3.53
R ²	0.90
Annualised Standard Deviation	11.07
Maximum Drawdown	-14.32
VaR Normal 95%	-4.97

Source: BNY Mellon Investment Management EMEA Limited

