

# Storm Fund II - Storm Bond Fund RC [EUR]

WKN: ALJSSF / ISIN: LU0840158819

Factsheet

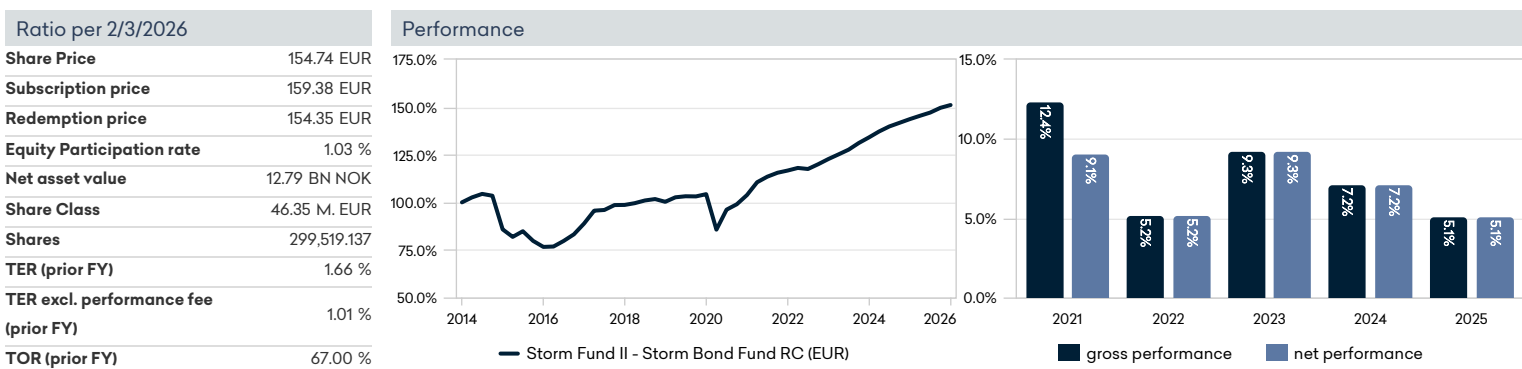
Advertising Material

Report Date: 2/3/2026

Product Data		Fee Structure	
Custodian	Hauck Aufhäuser Lampe Privatbank AG, Niederlassung Luxemburg	Subscription fee	up to 3.00 %
Launch Date	9/1/2008	Redemption fee	0.25%
Date first price calculation	10/17/2013	Management fee	up to 0.16 % p.a.
Issue price	100.00 EUR	Custodian fee	up to 0.075 % p.a. (excl. VAT)
Fiscal year-end	12/31	Investment advice allowance	none
Distribution policy	accumulating	Fund manager fee	up to 0.75 % p.a.
Minimum initial investment	none	Switching fee	none
Fund currency	NOK	Placement agent fee	none
Pricing frequency	daily	Performance fee	see prospectus
Legal form	SICAV Part I Law of 2010		
Administrator	Hauck & Aufhäuser Fund Services S.A.		
Fund Manager	Storm Capital Management AS		
Countries of distribution	AT,CH,DE,DK,ES,FI,FR,IT,LU,NO,SE		
Bloomberg ID	ST2BFRC LX		
ESG status	Article 8 SFDR - No Sustainability Commitment		

## Fund Features

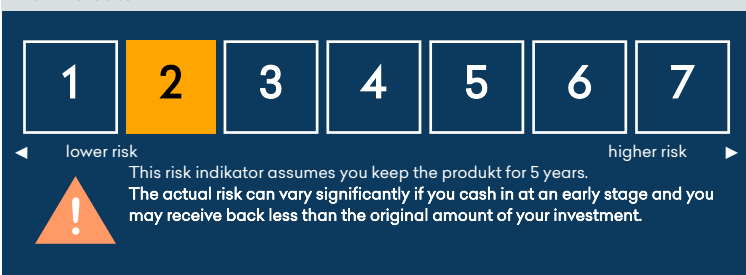
The investment objective of Storm Fund II - Storm Bond Fund (the "Sub-Fund") is to generate the best possible risk-adjusted return on invested capital. The Sub-Fund invests in corporate bonds, which may focus on High Yield bonds located in the Nordic market. An initial screening of the market based on relative-pricing is followed by a detailed company analysis of the individual issuers. The analysis consists of a bottom-up financial analysis, a scenario analysis, ESG-considerations, diligence of loan agreement and management/ownership analysis. The Sub-Fund's research driven approach focuses on identifying value through cash flow and debt service capacity, capital structure sustainability, track-record and the company's market position. The Sub-Fund aims to invest in a well-diversified portfolio through number of holdings and across sectors. The Sub-Fund is actively managed and the investment objective and strategy does not refer to a benchmark. The Investment Manager strives to achieve high returns from a combination of coupon payments and capital appreciation. The fund manager will consider any risks related to sustainability (environmental, social and governance aspects) when making investment decisions as well as on an ongoing basis during the life of an investment. However, no assurance can be given that the stated investment objectives will be met.



Explanations and modeling; assumption: an investor wishes to purchase units for EUR 1,000.00. With a maximum sales charge of 3.00%, the investor has to pay EUR 1,030.00. The gross performance (BVI method) includes all costs incurred at the fund level, the net performance also includes the sales charge; additional costs may be incurred at the investor level (e.g. custody costs). Since the sales charge is only levied in the first year, the net/gross amount shown is different only in this year. Past performance is not a reliable indicator of future performance.

Gross Performance Storm Fund II - Storm Bond Fund RC (EUR)			
Period	Performance	Volatility	Sharpe Ratio
01/01 until end of Q4/2025	5.15 %	1.19 %	2.50
2021	12.40 %	1.54 %	8.42
2022	5.19 %	2.32 %	2.09
2023	9.25 %	1.21 %	4.80
2024	7.17 %	0.73 %	4.91
2025	5.15 %	1.19 %	2.50
1/1/2016 to 12/31/2025	97.39 %		

## Risk Indicator



The global risk indicator is a guide to the level of risk of this product compared to other products. It shows how likely it is that the product will lose money because of movements in the markets or because we are not able to repay you.

# Storm Fund II - Storm Bond Fund RC [EUR]

WKN: A1J5SF / ISIN: LU0840158819

Factsheet

Advertising Material

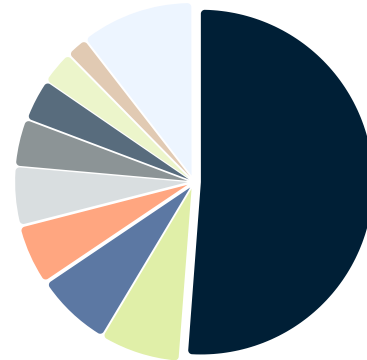
Report Date: 2/3/2026

## Portfolio structure

### Top 5 positions

Name of security	Ratio
NOK Overnight deposits	4.28 %
NOK Deposits	4.02 %
Hofseth International AS EO-FLR Notes 2025(25/30)	2.69 %
Nynas AB DL-Bonds 2025(25/28)	2.07 %
International Petroleum Corp. DL-Bonds 2025(25/30)	1.91 %

### Breakdown Countries



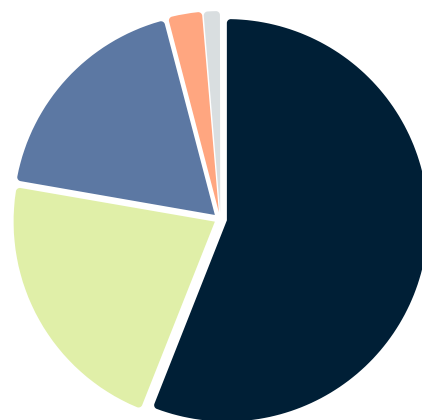
● Norway	51.2 %	● Sweden	7.4 %
● Bermuda	7.0 %	● Marshall Inseln	5.4 %
● Great Britain	5.4 %	● Finland	4.3 %
● Denmark	3.8 %	● Netherlands	3.0 %
● Canada	1.9 %	● Others	10.5 %

### Bond Ratios

Ratio	Bond Assets	Net asset value
Interest rate	6.99 %	6.37 %
Current Yield	6.99 %	6.38 %
Yield to Maturity	9.76 %	8.90 %
Yield to Call	9.71 %	8.86 %
Time to Maturity year(s)	2.79	2.54
Duration	1.05	0.96
Modified duration	0.97	0.89

HINT: Bonds without final maturity are not included in bond ratios. In the case of callable bonds, the final maturity is used for the time to maturity. The possibility of a call is not taken into account in this measure.

### Allocation of bonds by sector



● Corporates	56.0 %	● Financials	21.7 %
● Fin. non-banking	18.2 %	● others	2.7 %
● Governments	1.3 %		

### Bonds by countries Top 10 total

Country	Market value NOK	Ratio
Norway	6,562,425,693.24	56.29 %
Bermudas	883,192,127.74	7.58 %
Sweden	826,178,197.09	7.09 %
Marshall Inseln	697,652,915.04	5.98 %
Great Britain	684,952,234.14	5.88 %
Finland	556,563,220.94	4.77 %
Denmark	491,122,844.40	4.21 %
Netherlands	389,778,003.94	3.34 %
Canada	242,486,100.48	2.08 %
USA	174,469,824.35	1.50 %
Luxembourg	148,802,743.33	1.28 %
<b>Total</b>	<b>11,657,623,904.69</b>	<b>100.00 %</b>

### Bonds by maturity total

Time to Maturity year(s)	Market value NOK	Ratio
up to 1 year	2,098,816,917.88	18.00 %
1 to 3 years	4,615,679,019.19	39.59 %
3 to 5 years	3,972,905,938.31	34.08 %
5 to 10 years	434,821,072.51	3.73 %
10 to 20 years		
more than 20 years	140,101,552.51	1.20 %
without final maturity	395,299,404.29	3.39 %
<b>Total</b>	<b>11,657,623,904.69</b>	<b>100.00 %</b>

# Storm Fund II - Storm Bond Fund RC [EUR]

WKN: A1J5SF / ISIN: LU0840158819

Factsheet

Advertising Material

Report Date: 2/3/2026

Fund management Company: Hauck & Aufhäuser Fund Services S.A., phone +352 451314 -500, fax +352 451314-519, e-mail: info-HAFS@hauck-aufhaeuser.com, www.hauck-aufhaeuser.com

## Disclaimer:

This document is a marketing communication. The information contained in this document does not constitute any form of investment advice; it merely provides a brief summary of the essential features of the Fund. All information and data have been carefully put together, in part by drawing on information supplied by third parties. It may happen that individual data prove, in particular with the passage of time, to be no longer correct, or no longer wholly correct, on account of changes in the applicable legislation, on-going developments in the markets or other material circumstances, including short-term developments. Consequently, no warranty is given as to the accuracy, completeness or up-to-dateness of any of the data. It should be noted that the information on the respective countries of distribution only refers to the existence of a distribution licence for the fund/sub-fund/share class in the respective country. Any separate investor profile requirements must be checked by the investor individually. For EEA states, the investor profile must be differentiated. Investors are advised to consult their adviser regarding this matter. The particulars contained in this information may change at any time without prior notice. The data and information are based on our assessment of the current legal and tax situation. The tax treatment of the investment depends on the investor's personal circumstances and may be subject to future changes. No liability is assumed or accepted in relation to any loss or damage that may arise, directly or indirectly, from the distribution or use of this product information or its contents.

Investing in investment funds carries with it the risk of price losses and currency losses, so that the future value of units may rise or fall in relation to their value at the time of acquisition. In so far as any statements are made concerning market developments, returns, price gains or other instances of asset growth, as well as risk ratios, these merely constitute forecasts for which we accept and assume no liability as regards the actual occurrence of the events predicted. In particular, previous performance, simulations and/or forecasts cannot be taken as a reliable indicator of future performance.

Full details concerning the Fund can be found in the key investor information and the sales prospectus, together with the latest audited annual report and, where data exist which are more recent than those contained in the latest annual report, the latest half-yearly report. These documents constitute the sole binding basis for any acquisition. In so far as any tax or legal interests are affected, these should be discussed by the addressee with his/her tax adviser or lawyer.

The above-mentioned sales documents (in German) can be obtained by you free of charge, in electronic or printed form on the homepage <https://www.hauck-aufhaeuser.com/fondsportal> or from the business premises of Hauck & Aufhäuser Fund Services S.A., 1c, rue Gabriel Lippmann, L-5365 Munsbach. Units in Funds may only be offered in countries where such an offer or sale is permissible and/or is the subject of an authorisation issued by the local supervisory authority. In particular, units in this Fund may not be offered or sold within the USA or to, or for the account of, US citizens or persons resident in the USA. This document, and the information which it contains, is not addressed to US citizens or to persons having their permanent residence in the USA; nor may it be distributed in the USA. Moreover, the distribution and publication of this document may also be restricted in other legal systems.

Please note that we use external data that has been provided to us for our exclusive use. Although we consider the data to be reliable, we do not take any liability for the accuracy and completeness of this external data. We make no warranty or assurance, express or implied, as to the results that may be obtained by any person or entity from the use of this information. Without limiting the foregoing, in no case shall we be liable for any direct, indirect, special, punitive, consequential or other damages (including lost profits), even if advised of the possibility of such damages. All external data is the property of third parties and may not be used in any way without the express written permission of the owner. The user of this information bears the entire risk of using this information. The forwarding or further processing of this external data is explicitly prohibited.

## Conceptual Definitions:

TER: Total expense Ratio - TOR: Turnover Rate: Frequency of portfolio turnover in the period (figure may be negative under certain circumstances) - VaR (Value at Risk): risk measure for the maximum loss under a given probability for a given holding period - FY: fiscal year - order of Lipper Rating: consistent return / preservation / expense / total return

For more detailed information about Morningstar's Sustainability, including its methodology, please go to:

[https://www.morningstar.com/content/dam/marketing/shared/Company/Trends/Sustainability/Detail/Documents/SustainabilityRatingMethodology2019.pdf?cid=AEM\\_RED0016](https://www.morningstar.com/content/dam/marketing/shared/Company/Trends/Sustainability/Detail/Documents/SustainabilityRatingMethodology2019.pdf?cid=AEM_RED0016)