THIS MATERIAL IS A MARKETING COMMUNICATION. BEFORE SUBSCRIBING READ THE PROSPECTUS AND LOCALLY REQUIRED OFFERING DOCUMENTATION.

CAPITAL GROUP™

Factsheet
EUR - Austria
Class Z shares
Asset class: Equity
Data as at 31 October 2026

Capital Group Emerging Markets Equity Fund (LUX)

Fund information

Fund launch date: 31 May 1990

Share class launch date: 14 January 2014

Objective:
The fund seeks to achieve risk diversification and long-term growth of capital by investing in companies based and/or which have substantial activities in Emerging Markets. The fund also aims to manage a carbon footprint for its investments in corporate issuers that is generally at least 30% lower than the index, and evaluates and applies ESG and norms-based screening to implement a negative screening policy relating to investments in corporate issuers.

Fund size: €210 million
ISIN: LU0891452954
Fund type: UCITS
Base currency: USD
Current index: MSCI Emerging Markets Index with net dividends reinvested. Visit capitalgroup.com for the fund's index history.

Past results are not a guarantee of future results.

About Capital Group

Established in 1931 and employee owned, Capital Group is one of the largest, oldest and most stable investment managers in the world.

The Capital System™

Our distinctive investment approach combines independence and teamwork. Portfolios have multiple managers, each investing in their strongest convictions. By reflecting diverse viewpoints, portfolios offer the potential for more consistent results across market cycles.

Portfolio managers

	Based in	CG (years)*	Industry (years)*
A.Caye	Geneva	21	32
P.Ciarfaglia	London	17	26
S.Parekh	London	19	25
S.Jain	London	18	18

*Data as at 31 December 2025

Research Portfolio

Research analysts conduct in depth, proprietary research on companies, they then make recommendations to portfolio managers and are also allocated part of the fund assets to manage.

Fund results in EUR (Z shares) in 12-month periods to 31 Oct (%)

	2016 - 2017	2017 - 2018	2018 - 2019	2019 - 2020	2020 - 2021	2021 - 2022	2022 - 2023	2023 - 2024	2024 - 2025	2025 - 2026
Fund	19,9	-11,3	22,1	9,4	23,0	-25,7	3,3	12,6	19,0	16,6
Index	18,3	-10,6	13,4	3,1	20,5	-18,1	4,4	21,8	19,5	17,9

Supplementary information

Fund results

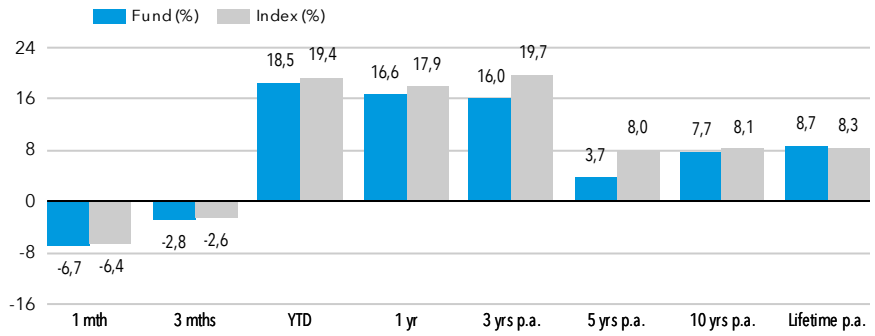

Risk indicator

1	2	3	**4**	5	6	7

Lower risk **Higher risk**

This risk indicator is based on the assumption that you hold the product for 5 years. Please refer to Glossary for more information.

Fund ratings

Overall rating among 3089 Global Emerging Markets Equity funds as at 31 October 2026.

Fund results in EUR (Z shares) in calendar year periods (%)

	2021	2022	2023	2024	2025
Fund	6,2	-19,8	3,3	9,1	15,3
Index	7,3	-14,6	7,9	14,2	16,9

Fund results are shown after fees and expenses and are calculated as the increase or decrease in net asset value of the fund over the relevant period. Results shown prior to the launch of the share class relate to older share classes, adjusted where necessary to reflect the management fee of the recipient share class. Results based on month-end NAV. See glossary for details.

Risks and other key information

The value of investments and income from them can go down as well as up and you may lose some or all of your initial investment. If the currency in which you invest strengthens against the currency in which the underlying investments of the fund are made, the value of your investment will decrease. Risks may be associated with investing in fixed income, emerging markets and/or high-yield securities; emerging markets are volatile and may suffer from liquidity problems. There are additional Counterparty, Emerging markets, Equities, Liquidity, Operational and Sustainability risks associated with this fund.**

The information in relation to the index is provided for context and illustration only. The fund is actively managed. It is not managed in reference to a benchmark. **Please refer to the back of this document for a glossary of terms and additional information, including fund risks.

Capital Group Emerging Markets Equity Fund (LUX)

Region breakdown, %

	Fund	Index
Asia	75,6	82,8
Latin America	8,2	6,7
Africa	3,1	3,1
Middle East	2,8	4,7
Europe	1,8	2,7
Other	3,9	-
Cash and equivalents	4,7	-
Total	**100,0**	**100,0**

Sector breakdown, %

	Fund	Index
Energy	2,4	3,7
Materials	3,2	5,8
Industrials	10,2	6,0
Consumer Discretionary	9,2	7,7
Consumer Staples	3,8	2,8
Health Care	4,7	2,8
Financials	22,0	20,4
Information Technology	29,4	41,8
Communication Services	8,0	6,0
Utilities	0,7	1,9
Real Estate	1,8	1,0
Other	-	-
Cash and equivalents	4,7	-
Total	**100,0**	**100,0**

Reference information

Number of holdings	124
Fiscal year end	31 December
Dealing frequency	Daily
Domicile	Luxembourg
Investment adviser	Capital Research and Management Company
SFDR classification	Article 8
Turnover*	60,5%
Standard deviation (3 years)	14,0
Standard deviation (5 years)	14,4

See glossary for more.

*Turnover is calculated over the last 12 months as the lesser of monthly purchases and sales divided by average net assets.

Top 10 holdings

	Sector	% Fund
Taiwan Semiconductor Manufacturing	Information Technology	9,5
SK hynix	Information Technology	7,4
MediaTek	Information Technology	5,0
Samsung Electronics	Information Technology	5,0
Tencent	Communication Services	3,5
NetEase	Communication Services	2,0
Hana Financial Group	Financials	1,9
PICC Property & Casualty	Financials	1,9
International Container Terminal Services	Industrials	1,9
SinoPac Financial Holdings	Financials	1,7
Total		**39,9**

The value of a hypothetical 100 EUR investment

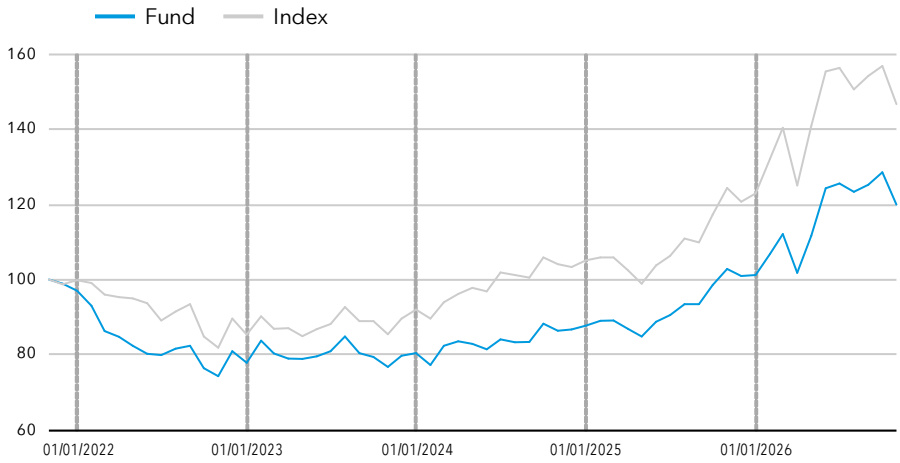

Fund results are shown after fees and expenses and are calculated as the increase or decrease in net asset value of the fund over the relevant period. Past results are not a guarantee of future results. Performance is shown for the past 5 years or since inception for funds launched within the period.

Share class information (further share classes available at capitalgroup.com/europe)

Class	NAV	Management fee p.a.	TER	Dividend yield	Min. investment	Bloomberg	ISIN	SEDOL
Z (Acc)	€158,3074	0,850%	1,00%	n/a	none	CAPCCZE LX	LU0891452954	BJ05NY2
Zd (Inc)	€128,6534	0,850%	1,00%	1,0%	none	CAZDEUR LX	LU0891453416	BBH82Y1

The charges you pay are used to pay the costs of running the fund, including the costs of marketing and distributing it. These charges reduce the potential growth of your investment. In addition to the Total Expense Ratio (TER), entry charges may apply according to provisions described in the Prospectus. Data is likely to change over time and does not constitute a commitment from the management company. Hedged share classes may be available.

Capital Group Emerging Markets Equity Fund (LUX)

ESG and norms-based screens

The fund excludes investment in the following:

Norms-based	• Companies that violate **UN Global Compact principles**
Weapons	• Companies with any ties to **controversial weapons**[1] • Companies involved in the intentional production of **nuclear weapons**[2]
Tobacco	• Companies with >5% revenue from the production of **tobacco**
Fossil fuels	• Companies with >10% revenue from the production and / or distribution of **thermal coal** • Companies with >10% revenue from the extraction of **oil sands** • Companies with >10% revenue from the production of **Arctic oil**

The fund will also maintain a carbon footprint that is **generally at least 30% below index level** (for eligible securities)[3]

Emissions analysis[4]

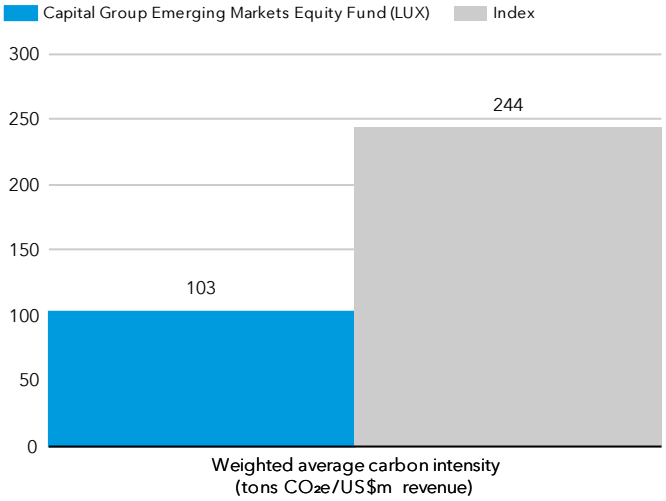

The fund is currently 58% lower than the index.

Data coverage

Data coverage for the fund is 96%

Data provider

Capital Group uses data and calculation methodology provided by MSCI. Data may not be available for all portfolio holdings.

For more information: https://www.msci.com/notice-and-disclaimer

Assessing portfolio carbon emissions

- The Weighted Average Carbon Intensity is the metric we use to report the fund's carbon emissions. It helps show the carbon footprint of the portfolio compared to the index, as well as understand the attribution of emission results.

Metric	Weighted average carbon intensity (tons CO_2e/US$m revenue)[5]
Description	Measures a portfolio's exposure to carbon-intensive companies
Calculation methodology	Sum product of the portfolio weights and the companies' carbon intensity

Investors should take into account all the characteristics and objectives of the fund as described in its prospectus. Information on sustainability-related aspects of the fund can be found on our website's Fund Centre page.

Sources: Capital Group, MSCI

Norms-based analysis determines whether an issuer complies with the universal principles in the United Nations Global Compact (UNGC).

[1] Companies that have any ties to cluster munitions, landmines, biological/chemical weapons, depleted uranium weapons, blinding laser weapons, incendiary weapons and/or non-detectable fragments.

[2] These exclusions cover companies involved in the intentional production of nuclear missiles and warheads: i) Companies that produce essential components developed or significantly modified for exclusive use in nuclear weapons. This includes the components of missile systems deployed only for carrying a nuclear warhead. ii) Prime contractors leading a country's nuclear missile program and the development of the entire missile, including those collaborating with government agencies to equip them with nuclear warheads. iii) Companies involved in the production, storage, processing or enrichment of fissile materials used for nuclear weapons.

[3] Index: MSCI Emerging Markets Index with net dividends reinvested.

[4] Carbon footprint calculation is based on Scope 1 and 2 emissions. Scope 1: direct emissions from the company's facilities. Scope 2: indirect emissions linked to the company's energy consumption.

[5] Carbon dioxide equivalent (CO_2e) is the number of metric tons of CO_2 emissions with the same global warming potential as one metric ton of another greenhouse gas.

For France: Investors should note that, relative to the expectations of the Autorité des Marchés Financiers, this fund presents disproportionate communication on the consideration of non-financial criteria in its investment policy.

All Funds Glossary

Aligned companies – their core business is currently majority-aligned to the UN SDGs.

Asset class – A group of financial instruments which have similar financial characteristics and behave similarly in the market place. Examples include fixed income, equity and multi-asset.

Balanced – Funds investing in a flexible mix of equities and fixed income securities.

Base currency – Refers to the currency in which the fund's net asset value (NAV) is calculated.

Composite – A single group of discretionary portfolios that collectively represent a particular investment strategy or objective.

Derivative – A financial contract the value of which is linked to an underlying asset or index. Common underlying instruments include bonds, commodities, currencies, interest rates, market indexes, and stocks.

Dividend – A sum of money paid regularly by a company to its shareholders out of its profits (or reserves).

Dividend yield – Dividend yield is the ratio of dividends paid over the last 12 months to the NAV as of the last month end. However, an annualised dividend yield is calculated using the most recent dividend payment when, in the last 12 months, i) a share class has been launched for the first time or ii) a share class changed its dividend payment frequency or iii) the dividend payment frequency was modified as a result of a corporate event.

Effective duration – Effective duration provides a measure of interest-rate sensitivity. The longer duration is, the more sensitive to shifts in interest rates.

Emerging market – A country or region with a developing economy, often experiencing growth and industrialisation.

EMD – Emerging market debt (EMD) is a term used to describe bonds issued by countries with developing economies as well as by corporations within those nations.

Equity – Shares of ownership in a company.

Fixed income funds – Funds investing primarily in fixed income securities.

Fixed income securities – A debt instrument issued by a government, corporate or other entity.

Fund – A financial vehicle made up of a pool of money collected from many investors to invest in securities such as stocks and bonds.

Futures – Financial contracts under which an agreed price for an asset must be transacted at a certain time regardless of the asset's current market value.

Growth funds – Equity funds focused on long-term capital appreciation.

Growth and income funds – Equity funds focused on generating long-term returns from a combination of capital appreciation and dividend income.

Hedging – A method of reducing unnecessary or unintended risk. An example is currency hedging.

High yield bond – A bond with a lower credit rating than an investment grade bond. High yield bonds typically offer a higher rate of interest because of a greater risk of default.

Index – An index represents a particular market or segment of it, and is a tool used to describe the market and compare returns on specific investments.

International Securities Identification Number (ISIN) Code – A code that uniquely identifies a specific securities issue.

Key Investor Information Document (KIID) / Key Information Document (KID) – Document that provides key information about investment funds.

Liquidity – The degree to which an asset or security can be quickly converted into cash without a significant concession in price.

Net asset value (NAV) – The month-end NAV is an additional, information-only NAV of the fund. It is calculated on the last week-day of the month, using the same methodology as market indices, so investors can compare a fund with relevant benchmarks.

PRIIPs – Packaged retail investment and insurance-based products make up a broad category of financial assets provided to consumers in the European Union.

Risk Indicator – A guide to the level of investment risk or risk of investing in a product.

Securitised – Financial securities that are created by securitising individual loans (debt).

Sustainable Finance Disclosure Regulation (SFDR) – A European regulation that lays down harmonized rules for financial market participants on transparency with regard to the integration of sustainability risks and the provision of sustainability-related information for financial products.

Share class – Each Capital Group fund has different share classes, such as B and Z. Each share class will have different levels of minimum investment, fees and expenses, and returns will differ.

"Acc" are accumulating share classes.

"Inc" are dividend-distributing share classes (either net dividend, "d" or gross dividend "gd").

"d" are dividend distributing share classes (net dividends).

"gd" are dividend-distributing classes (gross dividends).

"gdh" are dividend-distributing hedged classes (gross dividends).

"gdm" are dividend-distributing with a monthly frequency (gross dividends).

Standard deviation – Standard deviation is calculated after fees and is a measure of how much an investment's returns can vary from its average return.

Total expense ratio (TER) – A measure of the total costs associated with running the fund, including marketing and distribution costs.

Total return – The overall actual rate of return of an investment over a given evaluation period.

Transitioning companies – these are transitioning their business to higher positive alignment to the UN SDGs over the long term, with material near- to medium-term change expected.

Turnover – Turnover is calculated over the last 12 months as the lesser of monthly purchases and sales divided by the average net assets.

UCITS – Undertakings for Collective Investment in Transferable Securities (UCITS) is a regulatory framework that allows for the sale of cross-Europe mutual funds.

UN Global Compact – Conceived by the United Nations, a call to companies to align standards and operations with universal principles on human rights, labour, environment and anti-corruption.

UN Sustainable Development Goals (SDGs) – A collection of 17 interlinked objectives adopted by the United Nations in 2015 designed as a universal call to action to end poverty, protect the planet, and ensure that by 2030 all people enjoy peace and prosperity.

Yield – The income returned on an investment, such as the interest or dividends received from holding an asset. The yield is usually expressed as an annual percentage rate based on the investment's cost, current market.

Yield to worst – The lowest possible yield that can be received on a bond that fully operates within the terms of its contract without defaulting.

Fund risks

Fund	Key risks
Capital Group Emerging Markets Equity Fund (LUX)	5, 7, 8, 10, 11, 13

1. **ABS/MBS risk:** The fund may invest in mortgage- or asset-backed securities. The underlying borrowers of these securities may not be able to pay back the full amount that they owe, which may result in losses to the fund.
2. **Bond Connect risk:** Investments in Chinese onshore bonds traded on CIBM via Bond Connect are subject to various risks associated with clearing and settlement, as well as liquidity, regulatory and counterparty risks.
3. **Bonds risk:** The value of bonds can change as a result of interest rate changes – typically when interest rates rise, bond values fall. Funds investing in bonds are exposed to credit risk. A decline in the financial health of an issuer could cause the value of its bonds to fall or become worthless.
4. **China IBM risk:** The fund may investment on the China Interbank Bond Market. This market can be volatile and subject to liquidity constraints due to low trading volumes. As a result, the price of debt securities traded on this market can fluctuate significantly, spreads may be large, and realisation costs may be significant.
5. **Counterparty risk:** Other financial institutions provide services to the fund such as safekeeping of assets, or may serve as a counterparty to financial contracts such as derivatives. There is a risk the counterparty will not meet their obligations.
6. **Derivative instruments risk:** Derivatives are financial instruments deriving their value from an underlying asset and may be used to hedge existing exposures or to gain economic exposure. A derivative instrument may not perform as expected, may create losses greater than the cost of the derivative and may result in losses to the fund.
7. **Emerging markets risk:** Investments in emerging markets are generally more sensitive to risk events such as changes in the economic, political, fiscal and legal environment.
8. **Equities risk:** The prices of equity securities may decline in response to certain events, including those directly involving the companies whose securities are owned by the fund, overall market changes, local, regional or global political, social or economic instability and currency fluctuations.
9. **High yield bonds risk:** Lower rated or unrated debt securities, including high yield bonds, may, as a result, be subject to liquidity, volatility, default and counterparty risk.
10. **Liquidity risk:** In stressed market conditions, certain securities held by the fund may not be able to be sold at full value, or at all. This could cause the fund to defer or suspend redemptions of its shares, meaning investors may not have immediate access to their investment.
11. **Operational risk:** The risk of potential loss resulting from inadequate or failed internal processes, people and systems or from external events.
12. **Shanghai-Hong Kong and Shenzhen-Hong Kong Stock Connect risk:** This fund may invest in securities traded and cleared on these two programs, they are subject to risks associated with the legal and technical framework of Stock Connect and/or may involve clearing and settlement, regulatory and counterparty risks.
13. **Sustainability risk:** Environmental, social or governance event or condition that, if it occurs, could cause an actual or potential material negative impact on the value of an investment of the fund.

Regulatory information

This communication is intended for the internal and confidential use of the recipient and not for onward transmission to any other third party.

This communication is issued by Capital International Management Company Sàrl (CIMC), unless otherwise stated, which is regulated by the Luxembourg CSSF - Commission de Surveillance du Secteur Financier. CIMC manages the Luxembourg-based UCITS fund(s), organised as a SICAV, which is a (are) sub-fund(s) of Capital International Fund (CIF).

In Hong Kong, this communication has been prepared by Capital International, Inc. (CIInc), a member of Capital Group, a company incorporated in California, United States of America. The liability of members is limited.

In Singapore, this communication has been prepared by Capital Group Investment Management Pte. Ltd. (CGIMPL), a member of Capital Group, a company incorporated in Singapore.

This advertisement or publication has not been reviewed by the Monetary Authority of Singapore, the Securities & Futures Commission of Hong Kong, or any other regulator.

This communication is of a general nature, and not intended to provide investment, tax or other advice, or to be a solicitation to buy or sell any securities. All information is as at the date indicated and attributed to Capital Group unless otherwise stated. While Capital Group uses reasonable efforts to obtain information from third-party sources that it believes to be accurate, this cannot be guaranteed.

The fund(s) is (are) offered only by Prospectus, together with any locally required offering documentation. In Europe, this is the PRIIPs Key Information Document (KID), in the UK the UCITS Key Investor Information Document (KIID), in Singapore the Product Highlights Sheet (PHS) and in Hong Kong the Product Key Facts Statement (KFS). These documents are available free of charge and in English and local languages at capitalgroup.com, and should be read carefully before investing.

Investors acquire shares of the fund, not the underlying assets.

The material is not intended to be distributed or used by persons in jurisdictions that prohibit its distribution. If you act as representative of a client it is your responsibility to ensure that the offering or sale of fund shares complies with relevant local laws and regulations.

The information in relation to the index is provided for context and illustration only. The fund is actively managed. It is not managed in reference to a benchmark.

For Italy: A full list of Paying Agents and Distributors is located on the website stated.
For Spain: A list of distributors is located at CNMV.es. CIF is registered with the Comisión Nacional del Mercado de Valores ('CNMV') under the number 983.
For Switzerland: The Representative in Switzerland: Capital International Sàrl, 3 place des Bergues, 1201 Genève. Paying agent in Switzerland for CIF: Helvetische Bank AG, Seefeldstrasse 215, CH-8008 Zurich.
For UK: CIMC has appointed Capital International Ltd as its UK Facilities, Marketing and Sales Agent, its principal place of business being 1 Paddington Square, London W2 1GL, United Kingdom. The fund is subject to the FCA's "Overseas Fund Regime", which allows EEA-based funds to be marketed in the UK. Compensation will not be available under the UK Financial Services Compensation Scheme and UK investors will not be able to refer a complaint against CIMC or its Depositary to the UK's Financial Ombudsman Service. Prospective investors should consider getting financial advice before deciding to invest.

The list of countries where the Fund is registered for distribution can be obtained online at http://www.capitalgroup.com

In Europe, facilities to investors (tasks according to Article 92 of the Directive 2019/1160, points b) to f)), are available at www.capitalgroup.com/individual-investors/lu/en/contact-us.html

For European investors, a summary of Fund Shareholder Rights is available at www.capitalgroup.com/eacg/entry-page/shared/summary-of-investor-rights.html

CIMC may decide to terminate its arrangements for marketing any or all of the sub-funds of Capital International Fund in any EEA country or in any other jurisdictions where such sub-fund(s) is/are registered for sale at any time, in which case it will do so in accordance with the relevant UCITS rules.

All Capital Group trademarks are owned by The Capital Group Companies, Inc. or an affiliated company. All other company names mentioned are the property of their respective companies.

© 2026 Capital Group. All rights reserved.

Morningstar data: © 2026 Morningstar, Inc. All rights reserved. The information contained herein: (1) is proprietary to Morningstar and/or its content providers; (2) may not be copied or distributed; and (3) is not warranted to be accurate, complete or timely. Neither Morningstar nor its content providers are responsible for any damages or losses arising from any use of this information. Past performance is no guarantee of future results. For more detailed information about Morningstar's Medalist Rating, including its methodology, please go to: global.morningstar.com/managerdisclosures.